

US00D552600S

(12) **United States Design Patent**
Oota

(10) **Patent No.:** **US D552,600 S**
(45) **Date of Patent:** **** Oct. 9, 2007**

(54) **REMOTE CONTROLLER FOR OPTICAL DISC PLAYER**

D532,777 S * 11/2006 Yu et al. D14/218

FOREIGN PATENT DOCUMENTS

(75) Inventor: **Kiyoshi Oota**, Tokyo (JP)
(73) Assignee: **Sony Corporation**, Tokyo (JP)
(**) Term: **14 Years**
(21) Appl. No.: **29/267,793**
(22) Filed: **Oct. 23, 2006**

JP	D1221066 S	10/2004
JP	D1249137 S	8/2005
JP	D1265149 S	3/2006
JP	D1265962 S	3/2006
JP	D1265990 S	3/2006
JP	D1266353 S	3/2006
JP	D1266437 S	3/2006
JP	D1266568 S	3/2006

* cited by examiner

(30) **Foreign Application Priority Data**
May 23, 2006 (JP) D2006-012922

Primary Examiner—Louis S. Zarfes
Assistant Examiner—John Windmuller
(74) *Attorney, Agent, or Firm*—Rader, Fishman & Grauer PLLC

(51) **LOC (8) Cl.** **14-03**
(52) **U.S. Cl.** **D14/218**
(58) **Field of Classification Search** D14/174,
D14/137–139, 151, 217, 218, 191–193, 167,
D14/299, 168, 247, 455, 456; D13/168,
D13/162–164; D21/512–517, 566; D10/104,
D10/106; 345/169; 348/114, 734; 455/352–355,
455/151.1–151.4, 128, 347, 90.3
See application file for complete search history.

(57) **CLAIM**

The ornamental design for a remote controller for optical disc player, as shown.

(56) **References Cited**
U.S. PATENT DOCUMENTS

DESCRIPTION

D420,668 S *	2/2000	Choi	D14/218
D448,365 S *	9/2001	Kerestegian et al.	D14/240
D481,686 S *	11/2003	Legzdins	D13/168
D498,748 S *	11/2004	Borsboom	D14/218
D515,557 S *	2/2006	Okuley	D14/218
D517,532 S *	3/2006	Chen	D14/218
D520,495 S *	5/2006	Dukerschein et al.	D14/218

FIG. 1 is a perspective view of a remote controller for optical disc player showing my new design;
FIG. 2 is a front elevational view thereof;
FIG. 3 is a rear elevational view thereof;
FIG. 4 is a left side elevational view thereof;
FIG. 5 is a right side elevational view thereof;
FIG. 6 is a top plan view thereof; and,
FIG. 7 is a bottom plan view thereof.

1 Claim, 7 Drawing Sheets




Fig. 1




Fig.2

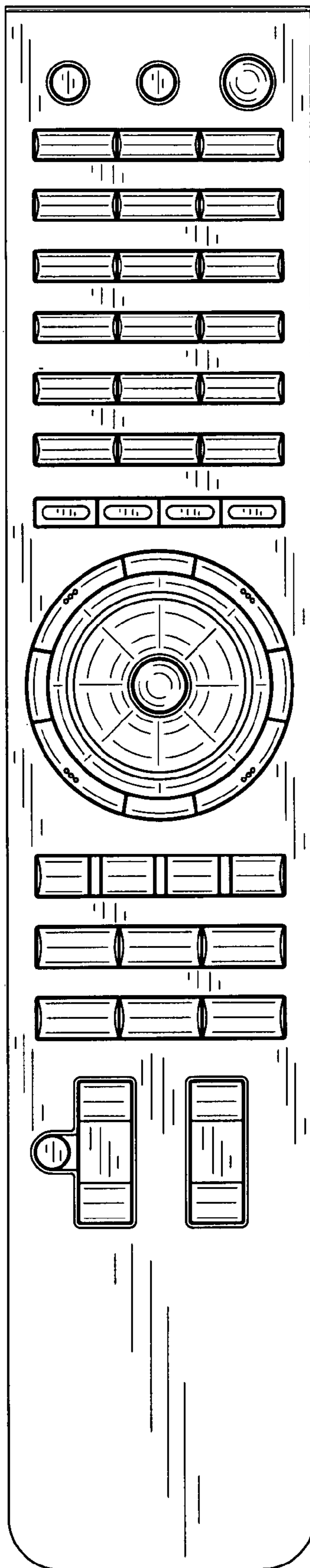


Fig.3

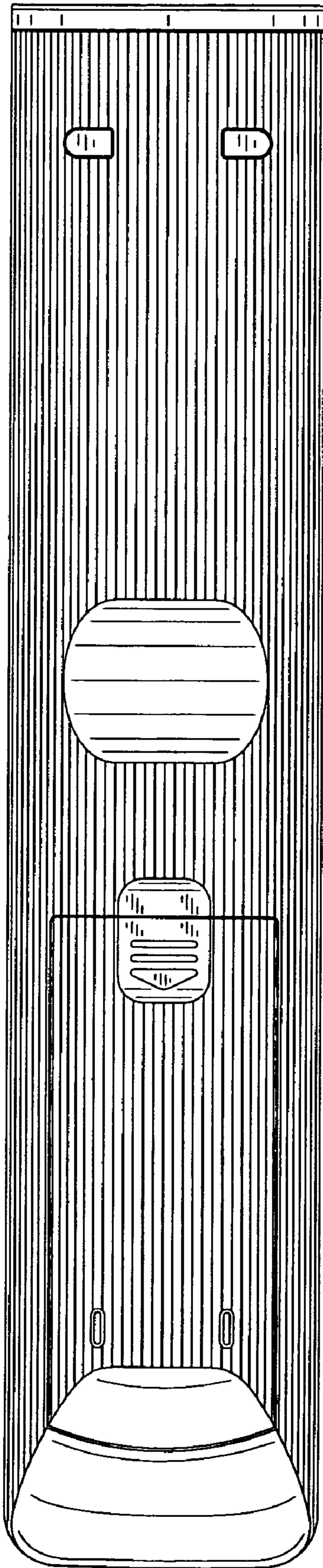


Fig.4

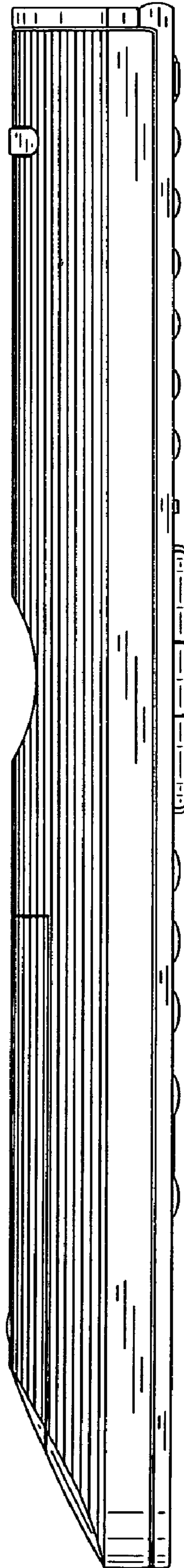


Fig.5

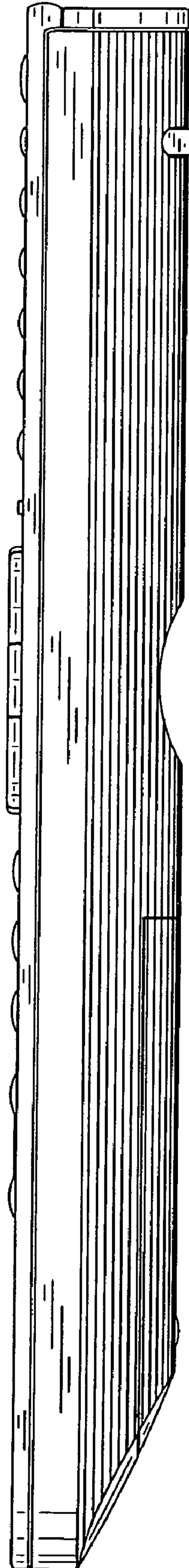


Fig.6




Fig.7

