



US00D552587S

(12) **United States Design Patent** (10) **Patent No.:** **US D552,587 S**
Denhez et al. (45) **Date of Patent:** **** Oct. 9, 2007**

(54) **PORTABLE PHONE**

(75) Inventors: **Nicolas Denhez**, Rancho Dominguez, CA (US); **Mark Sterzick**, Rancho Dominguez, CA (US); **Tai Hyung Ju**, Seoul (KR)

(73) Assignee: **Samsung Electronics Co., Ltd.**, Suwon-Si (KR)

(**) Term: **14 Years**

(21) Appl. No.: **29/267,496**

(22) Filed: **Oct. 17, 2006**

(30) **Foreign Application Priority Data**

May 18, 2006 (KR) 30-2006-0018536

(51) **LOC (8) Cl.** **14-03**

(52) **U.S. Cl.** **D14/138**

(58) **Field of Classification Search** D14/137-138, D14/147-148, 156, 218, 247-248, 341-347, D14/496; D16/208; D21/329, 331, 333, D21/517; 348/14.01-14.02; 361/814; 379/433.01-433.13; 455/556.1-556.2, 575.1, 455/575.3, 575.4, 566, 90.3

See application file for complete search history.

(56) **References Cited**

U.S. PATENT DOCUMENTS

- D480,057 S * 9/2003 Ho-Cheun et al. D14/138
- D487,886 S * 3/2004 Ho-Cheun et al. D14/138
- D515,531 S * 2/2006 Keevy D14/138
- D515,543 S * 2/2006 Shintani D14/138
- D519,094 S * 4/2006 Helin D14/138
- D524,786 S * 7/2006 Paradise et al. D14/138

- D530,697 S * 10/2006 Wei et al. D14/138
- D537,064 S * 2/2007 Kim et al. D14/138
- D537,432 S * 2/2007 Kim et al. D14/138
- D538,251 S * 3/2007 Park et al. D14/138
- D539,775 S * 4/2007 Park et al. D14/138
- 2005/0186987 A1* 8/2005 Liu 455/556.1
- 2006/0100004 A1* 5/2006 Kim et al. 455/575.3

OTHER PUBLICATIONS

“Motorola W205”, 2 p including photos, [online], URL:http://www.gsmarena.com/motorola_w205-1873.php, announced Feb. 2007, site visited Apr. 11, 2007.*

* cited by examiner

Primary Examiner—Ian Simmons

Assistant Examiner—Carla Jobe Wright

(74) *Attorney, Agent, or Firm*—Staas & Halsey LLP

(57) **CLAIM**

The ornamental design for a portable phone, as shown and described.

DESCRIPTION

FIG. 1 is a perspective view of a portable phone;
FIG. 2 is a front view of the portable phone of FIG. 1;
FIG. 3 is a rear view of the portable phone of FIG. 1;
FIG. 4 is a left-side view of the portable phone of FIG. 1;
FIG. 5 is a right-side view of the portable phone of FIG. 1;
FIG. 6 is a top plan view of the portable phone of FIG. 1;
and,
FIG. 7 is a bottom plan view of the portable phone of FIG. 1.

1 Claim, 6 Drawing Sheets




FIG. 1

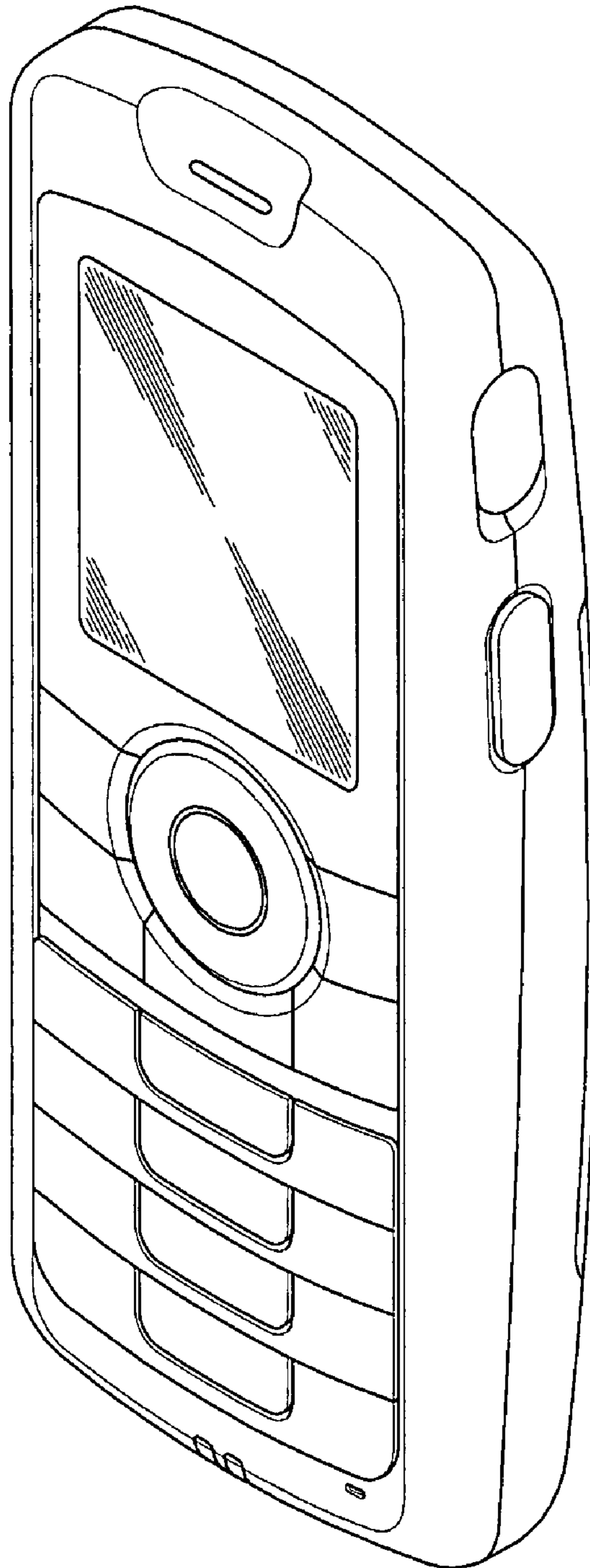


FIG. 2

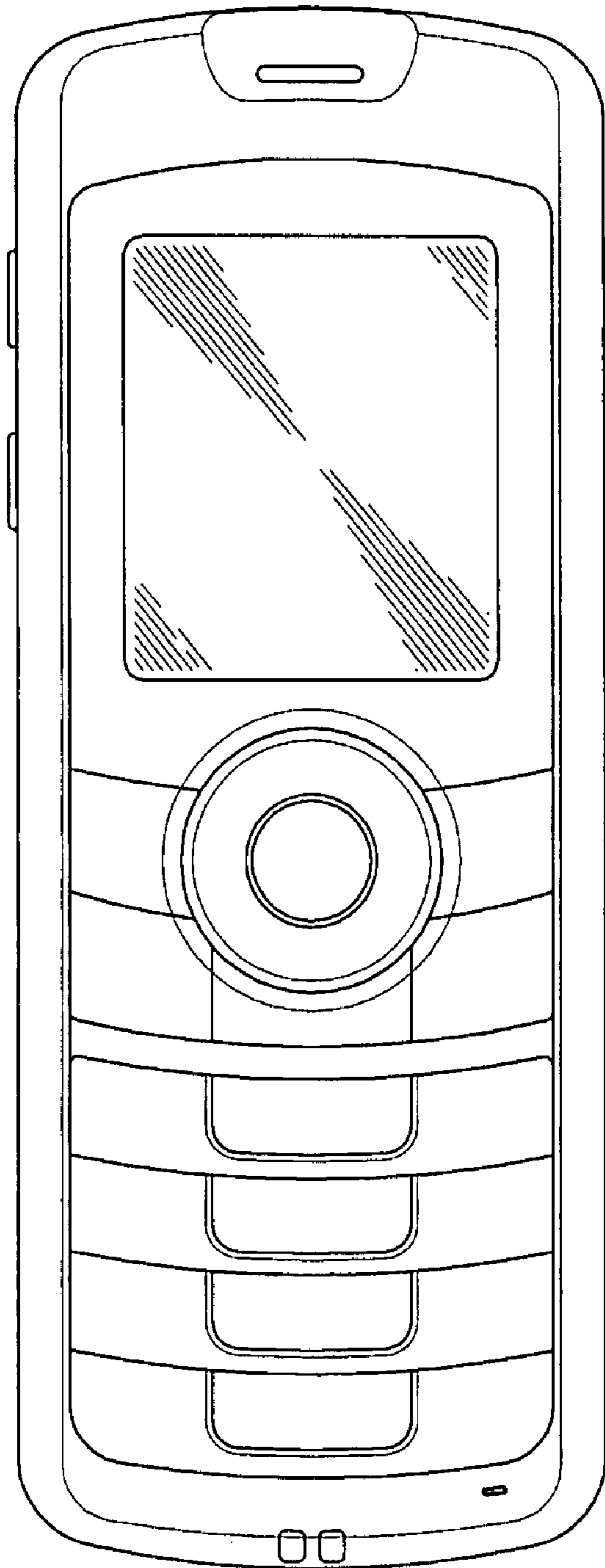


FIG. 3

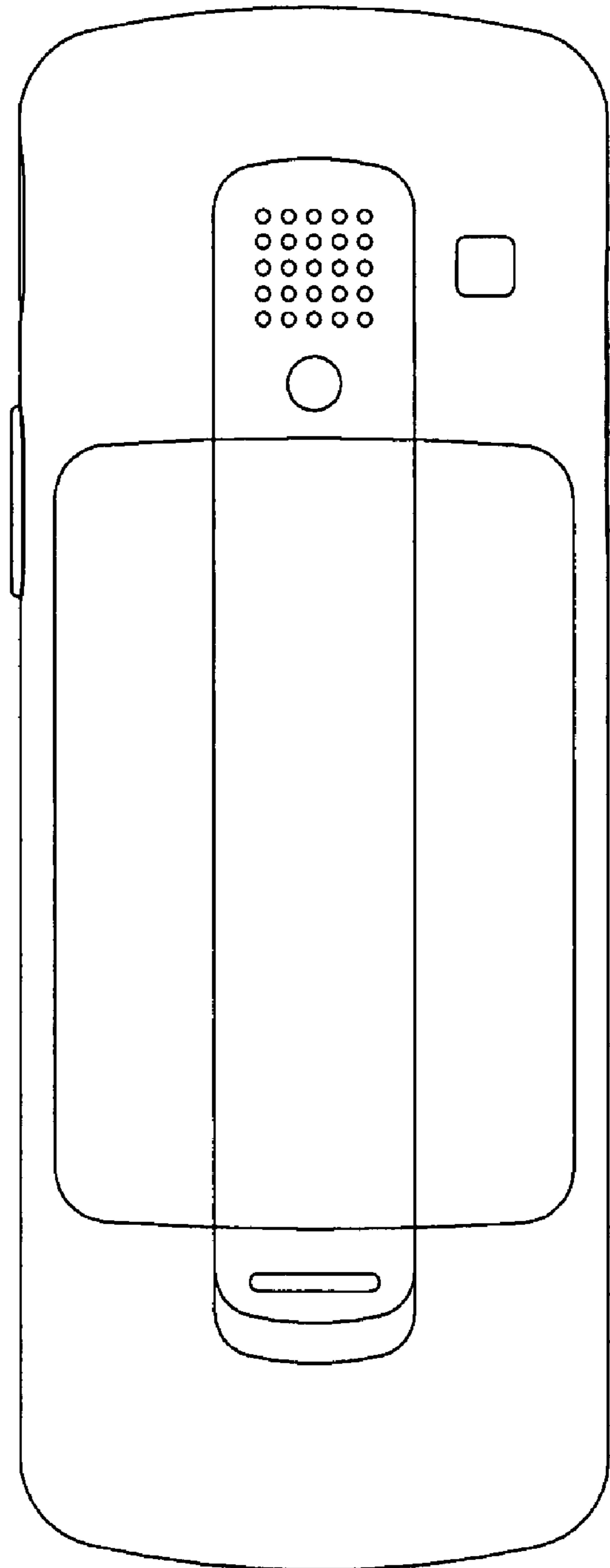


FIG. 4




FIG. 5




FIG. 6

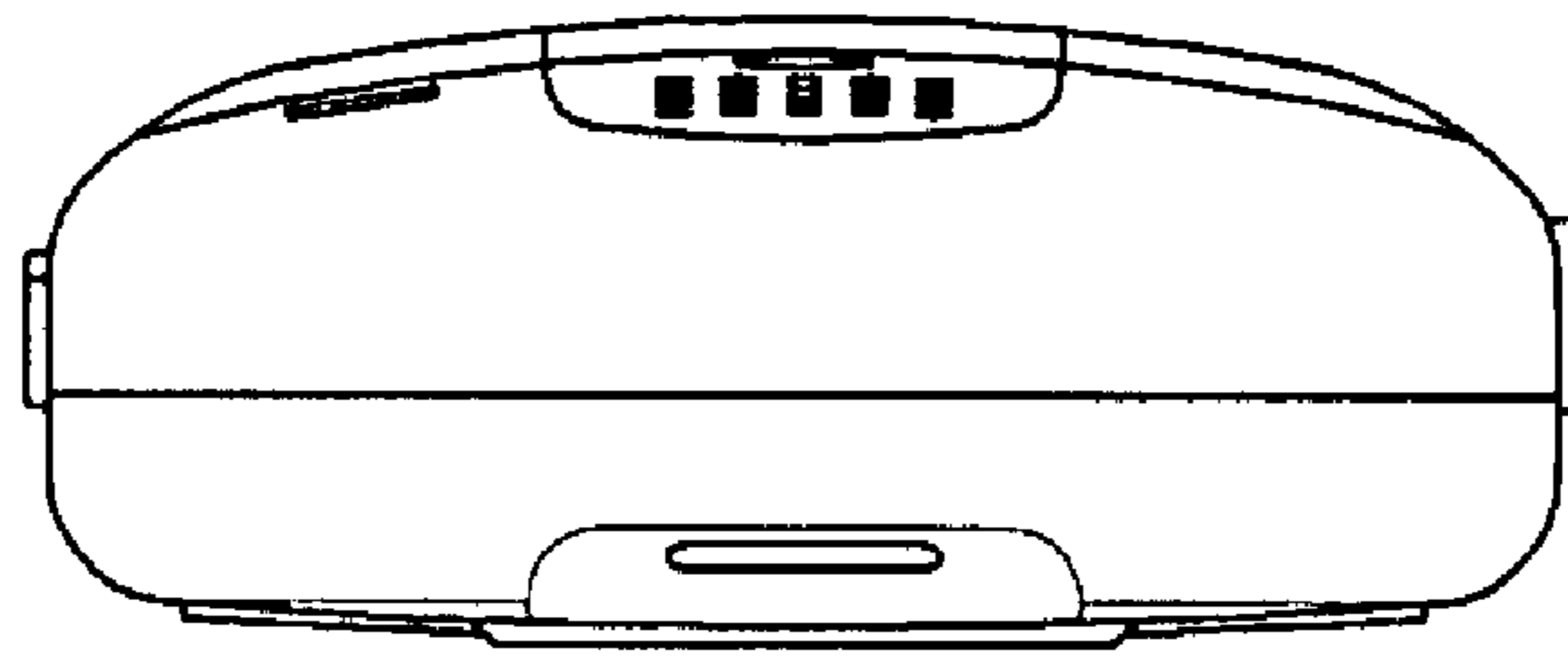


FIG. 7

