



US00D552582S

(12) **United States Design Patent**  
**Moon et al.**

(10) **Patent No.:** **US D552,582 S**

(45) **Date of Patent:** **\*\* Oct. 9, 2007**

(54) **MOBILE PHONE**

(75) Inventors: **Jae-Hwa Moon**, Seoul (KR);  
**Tae-Joong Kim**, Goyang-si (KR);  
**Min-Hyouk Lee**, Seoul (KR);  
**Chang-Hwan Hwang**, Goyang-si (KR)

(73) Assignee: **Samsung Electronics Co., Ltd.**,  
Suwon-Si (KR)

(\*\*) Term: **14 Years**

(21) Appl. No.: **29/263,621**

(22) Filed: **Jul. 27, 2006**

(30) **Foreign Application Priority Data**

May 18, 2006 (KR) ..... 30-2006-0018505

(51) **LOC (8) Cl.** ..... **14-03**

(52) **U.S. Cl.** ..... **D14/138**

(58) **Field of Classification Search** ..... D14/137-138,  
D14/147-148, 156, 218, 247-248, 341-347,  
D14/496; D16/208; D21/329, 331, 333,  
D21/517; 348/14.01-14.02; 361/814; 379/  
433.01-433.13; 455/556.1-556.2, 575.1,  
455/575.3, 575.4, 566, 90.3

See application file for complete search history.

(56) **References Cited**

**U.S. PATENT DOCUMENTS**

D486,808 S \* 2/2004 Aihara ..... D14/138  
D495,309 S \* 8/2004 Hsieh ..... D14/138  
D497,892 S \* 11/2004 Peng ..... D14/138  
6,822,871 B2 \* 11/2004 Lee et al. .... 361/727  
D502,158 S \* 2/2005 Miyazawa et al. .... D14/138

D505,932 S \* 6/2005 Eckholm et al. .... D14/138  
6,968,161 B2 \* 11/2005 Inomata et al. .... 455/90.3  
D513,503 S \* 1/2006 Huang ..... D14/138  
D513,504 S \* 1/2006 Keunecke ..... D14/138  
D515,537 S \* 2/2006 Kim et al. .... D14/138  
D517,039 S \* 3/2006 Lee ..... D14/138  
D539,256 S \* 3/2007 Kim et al. .... D14/138

**OTHER PUBLICATIONS**

“Siemens CC75”, 3 p including photos, [online], <URL: [http://www.gsmarena.com/siemens\\_cc75-1247.php](http://www.gsmarena.com/siemens_cc75-1247.php)>, announced Aug. 2005, site visited Apr. 11, 2007.\*

\* cited by examiner

*Primary Examiner*—Ian Simmons

*Assistant Examiner*—Carla Jobe Wright

(74) *Attorney, Agent, or Firm*—Staas & Halsey LLP

(57) **CLAIM**

The ornamental design for a mobile phone, as shown and described.

**DESCRIPTION**

FIG. 1 is a perspective view of the mobile phone showing our design;

FIG. 2 is a front view thereof;

FIG. 3 is a rear view thereof;

FIG. 4 is a left side view thereof;

FIG. 5 is a right side view thereof;

FIG. 6 is a top plan view thereof; and,

FIG. 7 is a bottom plan view thereof.

**1 Claim, 5 Drawing Sheets**

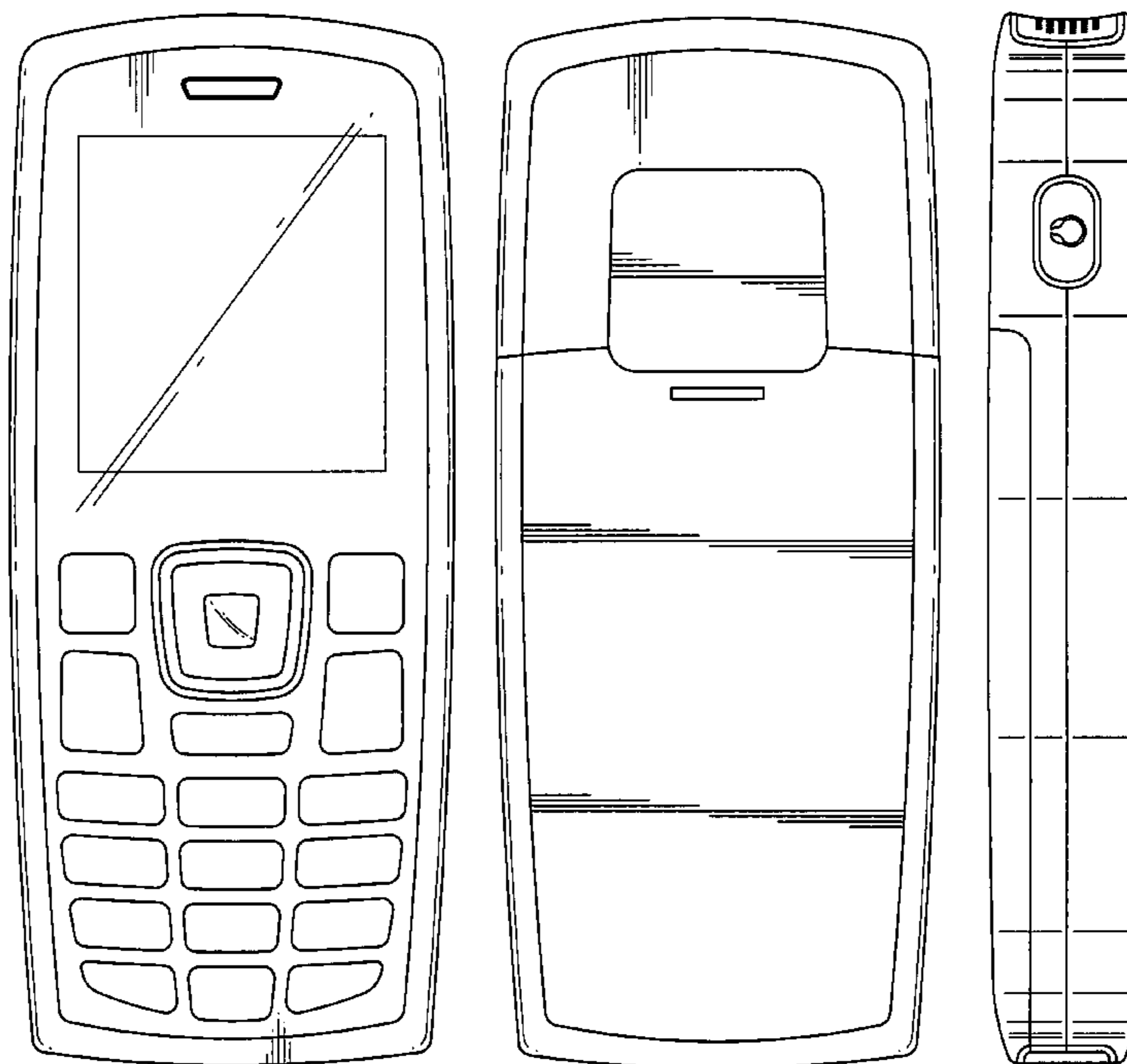


FIG. 1




FIG. 2

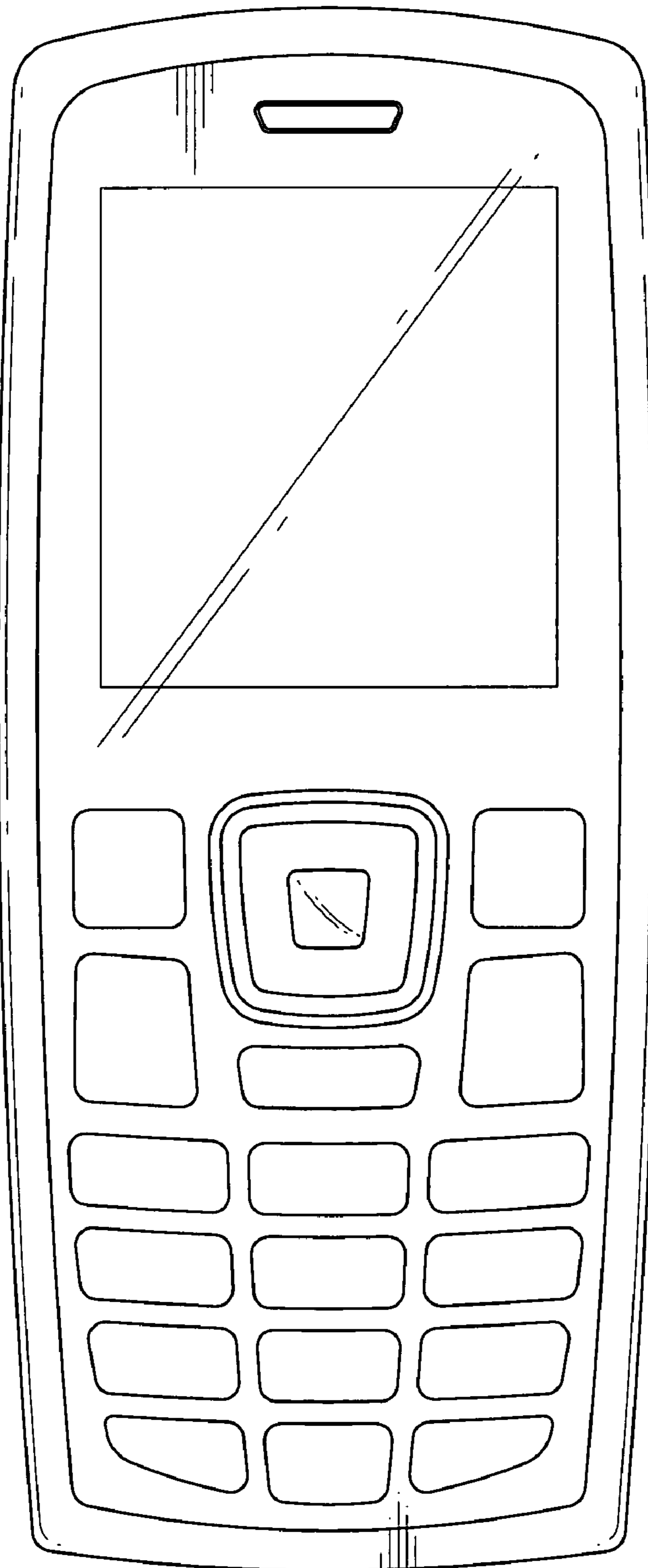


FIG. 3




FIG. 4

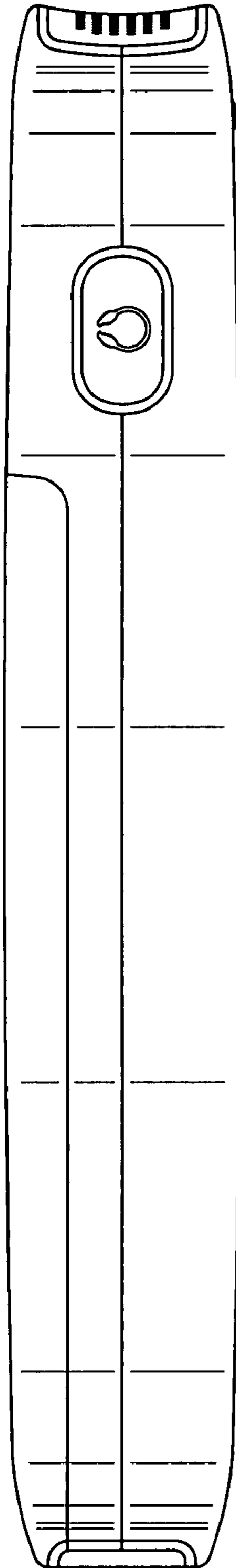


FIG. 5




FIG. 6

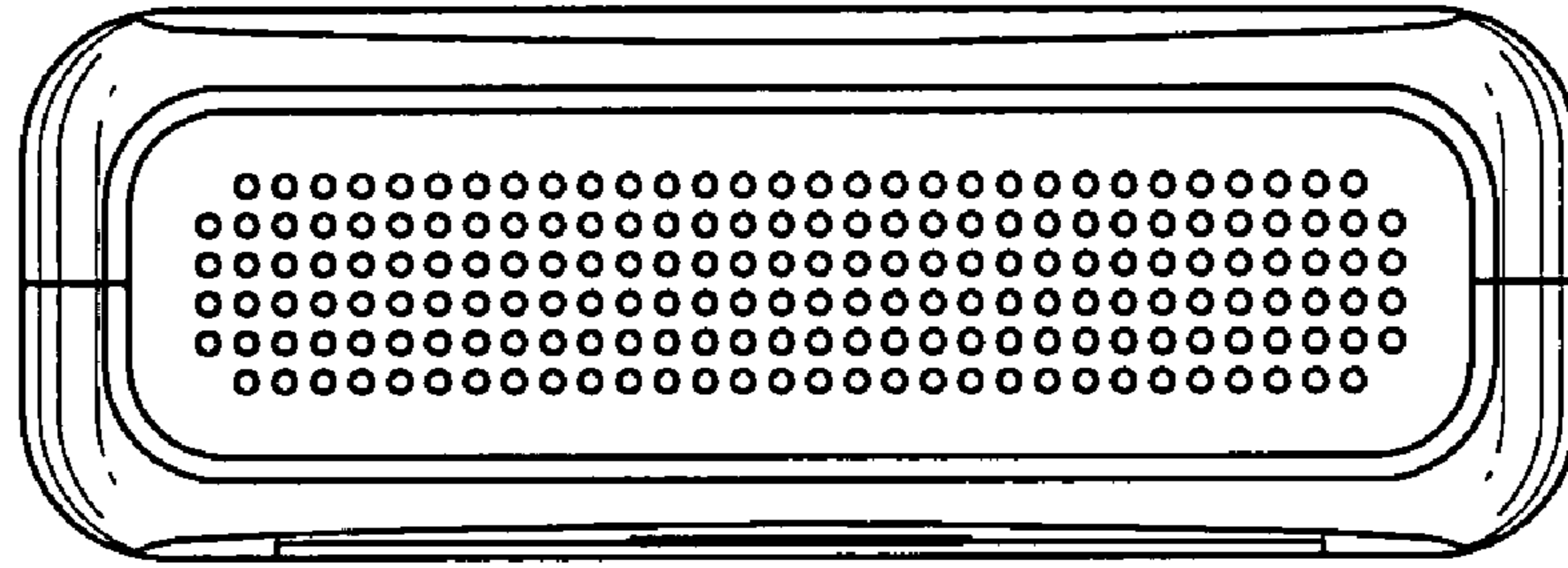


FIG. 7

