



US00D552574S

(12) **United States Design Patent** (10) **Patent No.:** **US D552,574 S**
Moss (45) **Date of Patent:** **** Oct. 9, 2007**

(54) **HANDSET**

(75) Inventor: **Aaron Moss**, Hampshire (GB)

(73) Assignee: **Nokia Corporation**, Espoo (FI)

(**) Term: **14 Years**

(21) Appl. No.: **29/238,814**

(22) Filed: **Sep. 22, 2005**

(30) **Foreign Application Priority Data**

Mar. 23, 2005 (FI) M20050050

(51) **LOC (8) Cl.** **14-03**

(52) **U.S. Cl.** **D14/138**

(58) **Field of Classification Search** D14/137,
D14/138, 147, 218, 341-347; 455/90.3,
455/556.1, 556.2, 575.1, 575.3, 575.4; 379/433.01-433.13;
361/814; 348/14.02

See application file for complete search history.

(56) **References Cited**

U.S. PATENT DOCUMENTS

D500,749 S 1/2005 Kim
D503,699 S * 4/2005 Lee et al. D14/138
D509,202 S * 9/2005 Lee et al. D14/138

(Continued)

FOREIGN PATENT DOCUMENTS

WO DM/063 714 7/2003
WO DM/065 421 7/2004
WO DM/066 166 1/2005
WO DM/067109 * 9/2005

OTHER PUBLICATIONS

Nokia 6270, announced Jun. 2005, [online], [retrieved on Feb. 5, 2007]. Retrieved from Internet ,<URL: http://www.gsmarena.com>.*

Siemens SG75, announced Sep. 2005, [online], [retrieved on Feb. 8, 2007]. Retrieved from Internet ,<URL: http://www.gsmarena.com>.*

LG KG800, announced Mar. 2006, [online], [retrieved on Feb. 8, 2007]. Retrieved from Internet ,<URL: http://www.gsmarena.com>.*

Miscellaneous pictures of Samsung SGH-D710 phone taken from the Internet, date unknown but prior to the filing date of the current application; 4 color sheets.

Primary Examiner—Jeffrey Asch

Assistant Examiner—Bridget L. Eland

(74) *Attorney, Agent, or Firm*—Banner & Witcoff, Ltd.

(57) **CLAIM**

The ornamental design for a handset, as shown and described.

DESCRIPTION

FIG. 1 is a bottom plan view of a handset showing my new design; and

FIG. 2 is a right side view thereof;

FIG. 3 is a front view thereof;

FIG. 4 is a left side view thereof;

FIG. 5 is a top plan view thereof;

FIG. 6 is a rear view thereof;

FIG. 7 is a perspective front view thereof;

FIG. 8 is a perspective rear view thereof;

FIG. 9 is a front view of the handset of FIGS. 1-8 in an in-use position;

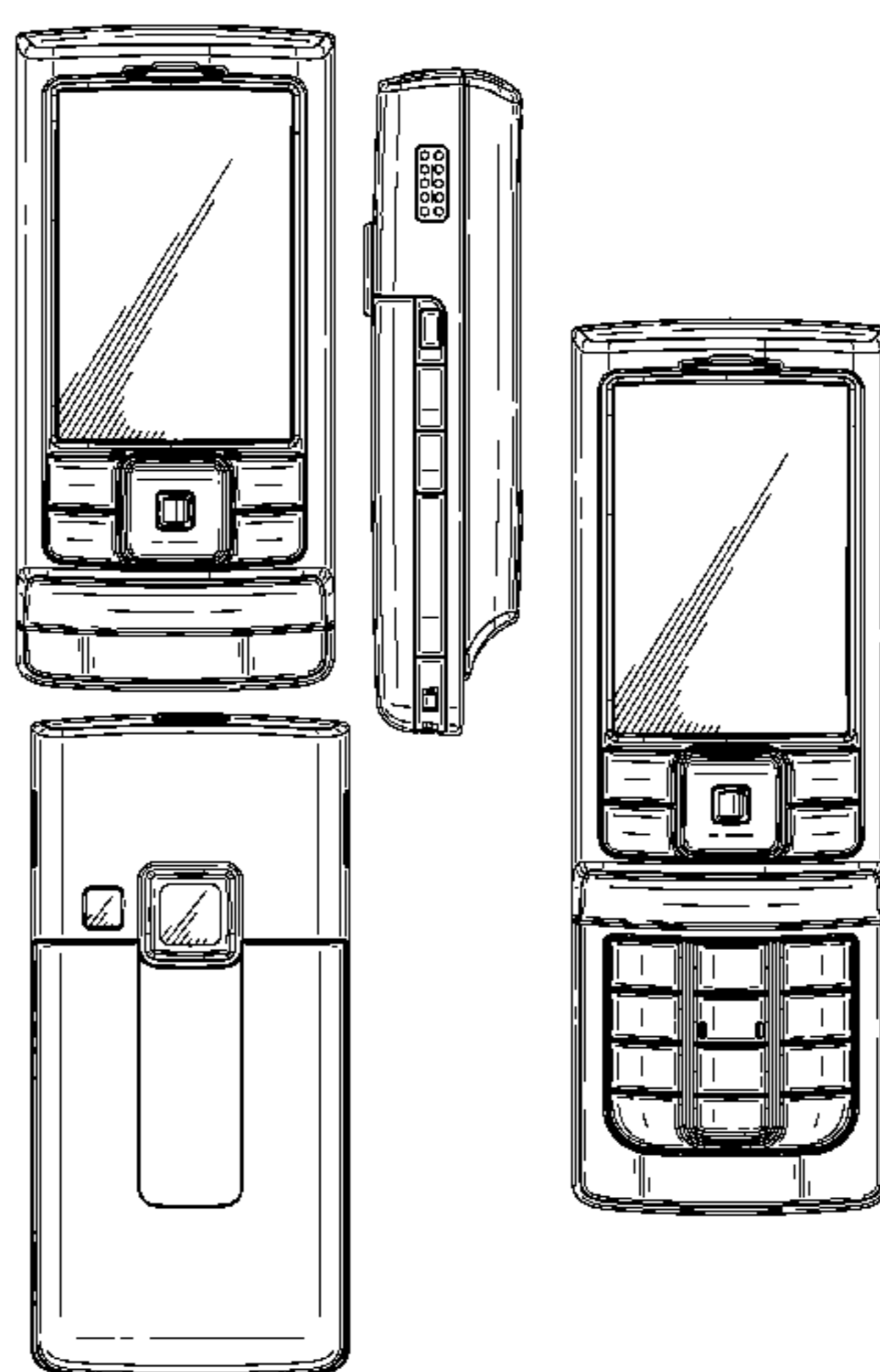
FIG. 10 is a perspective front view of the handset of FIGS. 1-8 in an in-use position;

FIG. 11 is a perspective rear view of the handset of FIGS. 1-8 in an in-use position;

FIG. 12 is a right side view of the handset of FIGS. 1-8 in an in-use position; and,

FIG. 13 is a left side view of the handset of FIGS. 1-8 in an in-use position.

1 Claim, 7 Drawing Sheets



US D552,574 S

Page 2

U.S. PATENT DOCUMENTS

| | | | | | | | |
|--------------|---------|-------------------------|---------|-------------------|---------|-----------------------|-----------|
| D511,342 S * | 11/2005 | Chien | D14/346 | D529,472 S * | 10/2006 | Kim et al. | D14/138 |
| D515,060 S * | 2/2006 | Lee et al. | D14/138 | D529,474 S * | 10/2006 | Park et al. | D14/138 |
| D515,078 S | 2/2006 | Kim | | D529,887 S * | 10/2006 | Chung et al. | D14/138 |
| D525,609 S * | 7/2006 | Kim et al. | D14/138 | D529,891 S * | 10/2006 | Hyun et al. | D14/138 |
| D526,301 S * | 8/2006 | Shin | D14/138 | D530,295 S * | 10/2006 | Chung et al. | D14/138 |
| D526,303 S * | 8/2006 | Kim et al. | D14/138 | 7,142,231 B2 * | 11/2006 | Chipchase et al. | 348/14.02 |
| D526,314 S | 8/2006 | Kim | | D534,517 S * | 1/2007 | Cho et al. | D14/138 |
| D527,364 S * | 8/2006 | Lee et al. | D14/138 | D534,892 S * | 1/2007 | Lee et al. | D14/138 |
| D527,366 S * | 8/2006 | Lee | D14/138 | D535,275 S * | 1/2007 | Kim et al. | D14/138 |
| D528,096 S * | 9/2006 | Park | D14/138 | 2005/0255897 A1 * | 11/2005 | Lee et al. | 455/575.4 |
| D528,526 S * | 9/2006 | Shin | D14/138 | 2006/0046796 A1 * | 3/2006 | Park et al. | 455/575.4 |
| D528,532 S * | 9/2006 | Dimitriadis et al. | D14/138 | 2006/0142073 A1 * | 6/2006 | Gordecki | 455/575.4 |
| D528,533 S * | 9/2006 | Lee et al. | D14/138 | | | | |

* cited by examiner

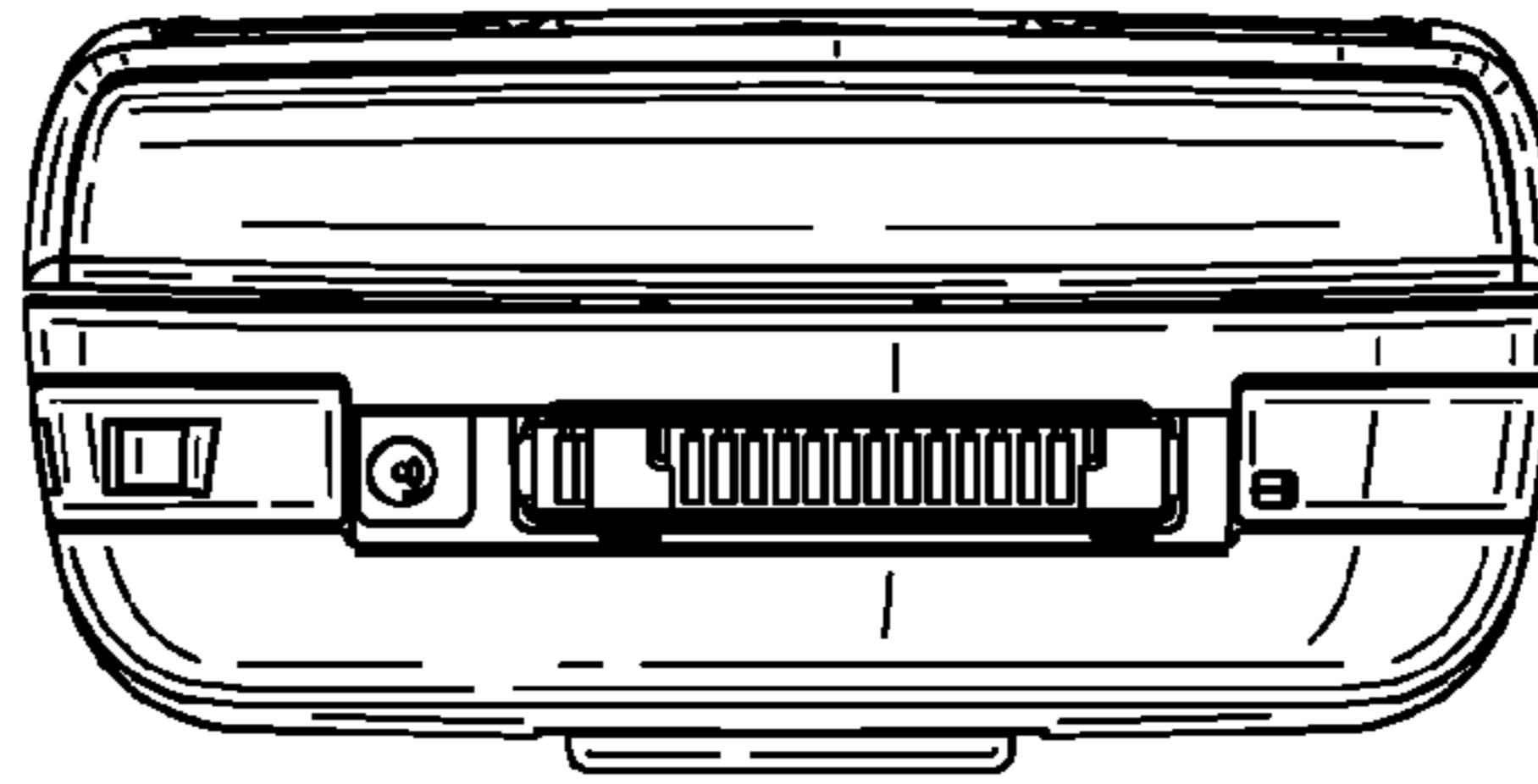


FIG. 1

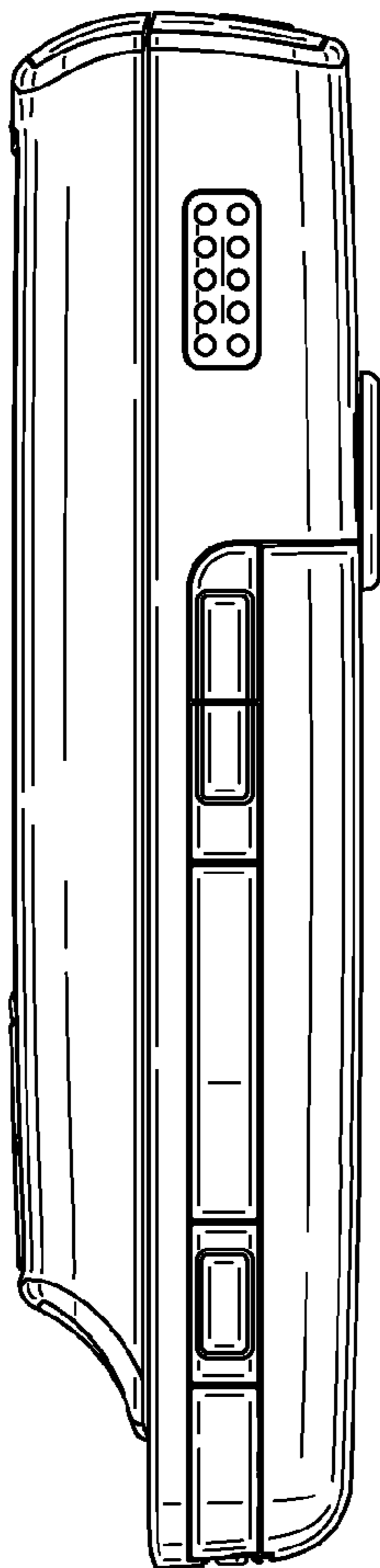


FIG. 2

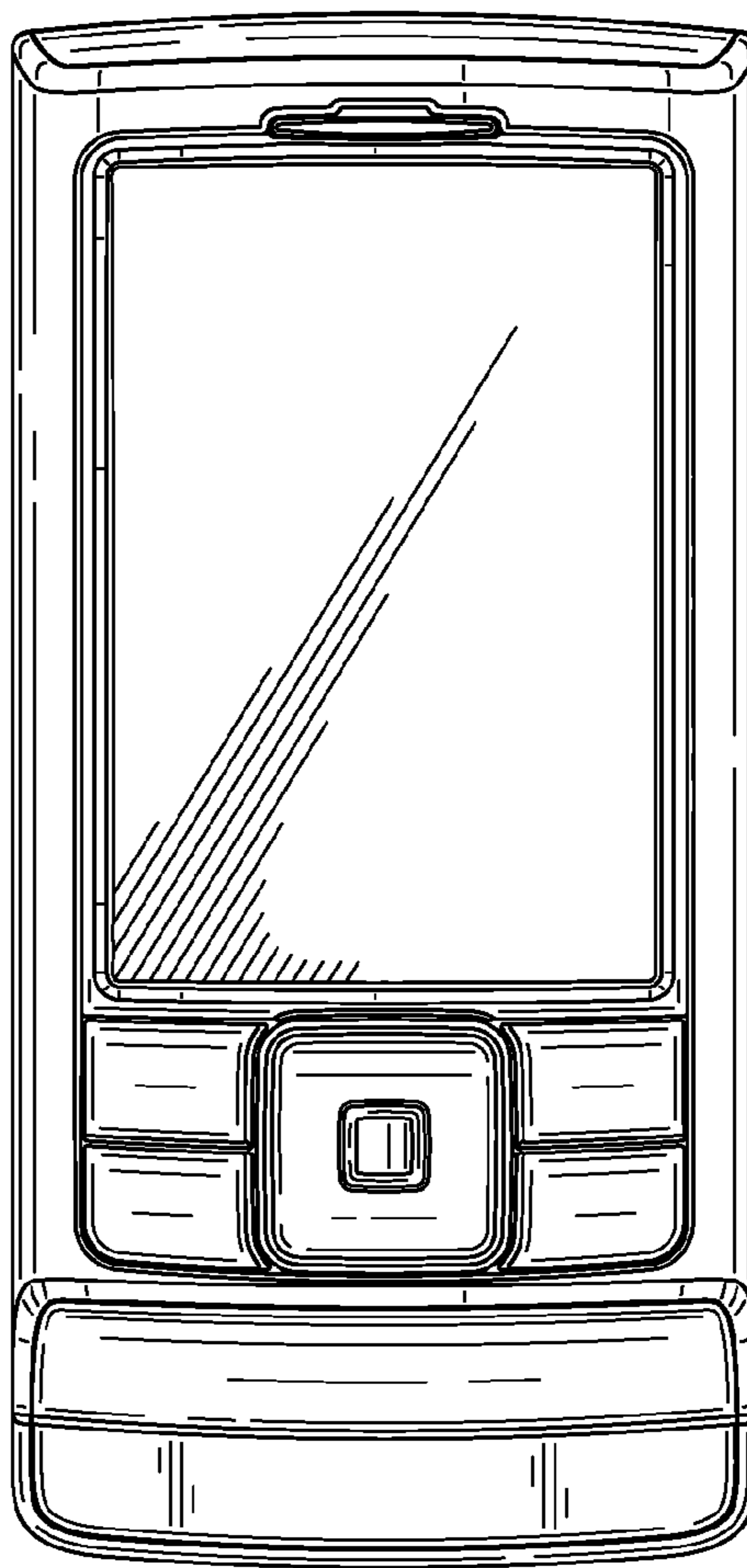


FIG. 3

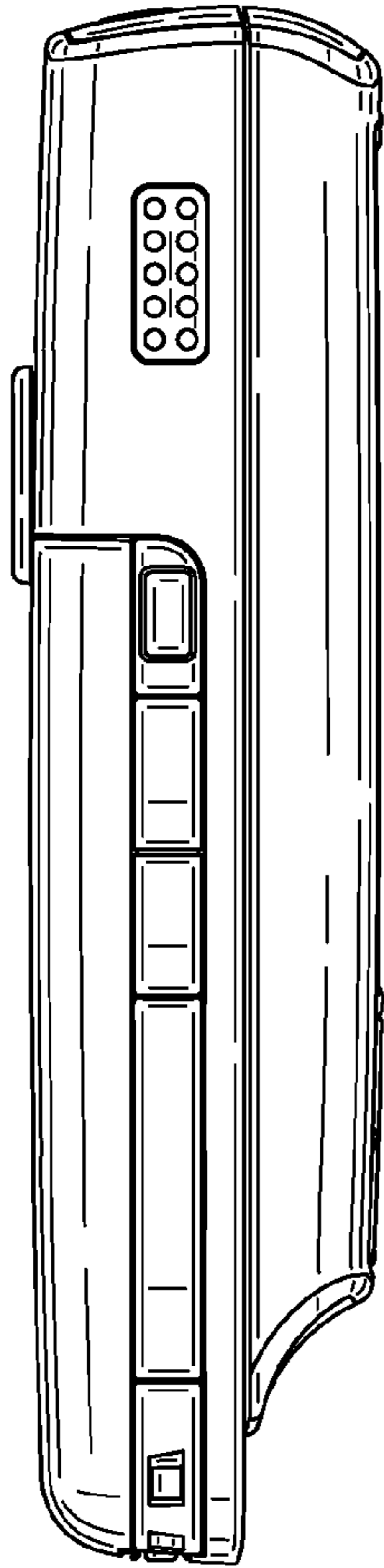


FIG. 4

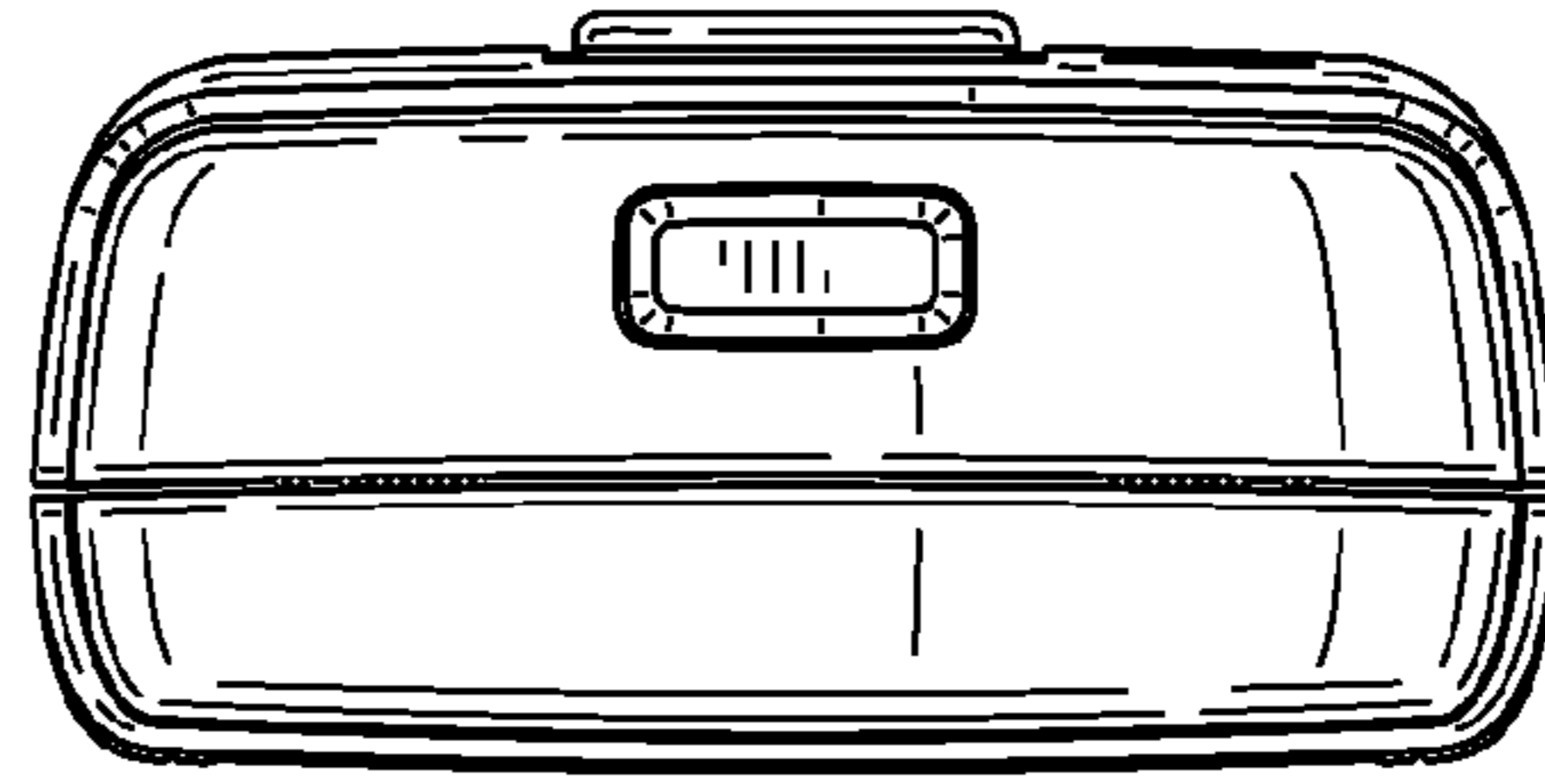


FIG. 5

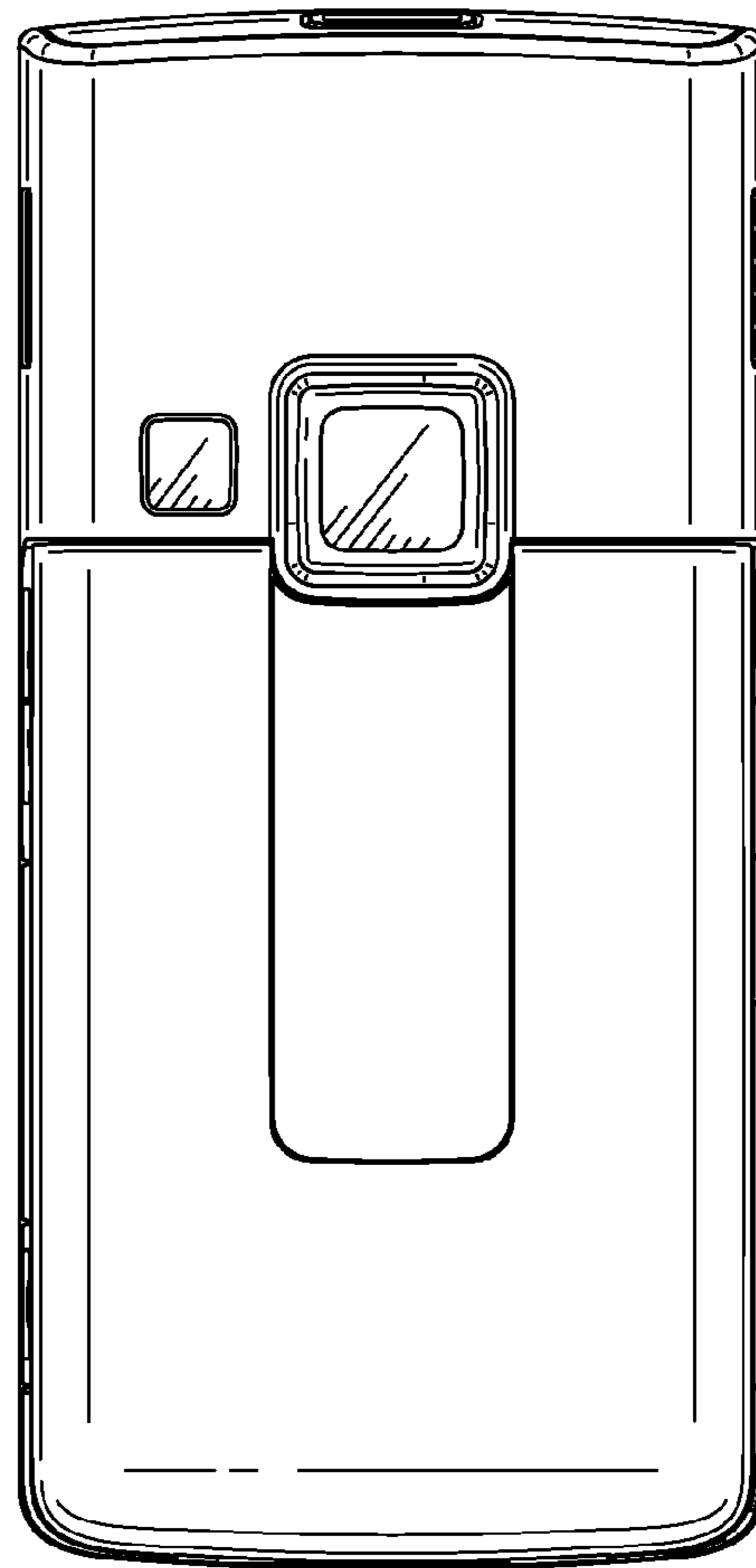


FIG. 6

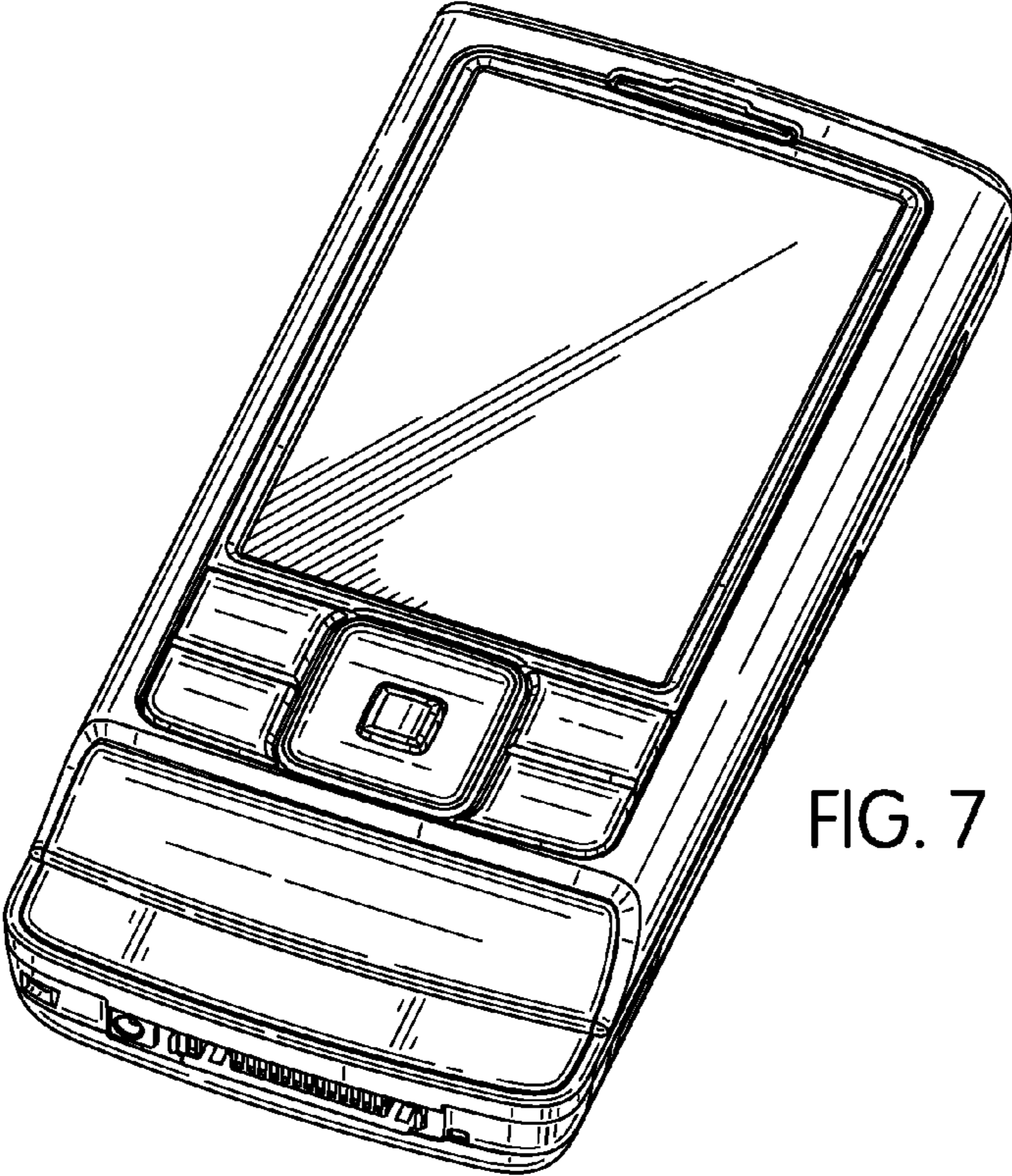


FIG. 7

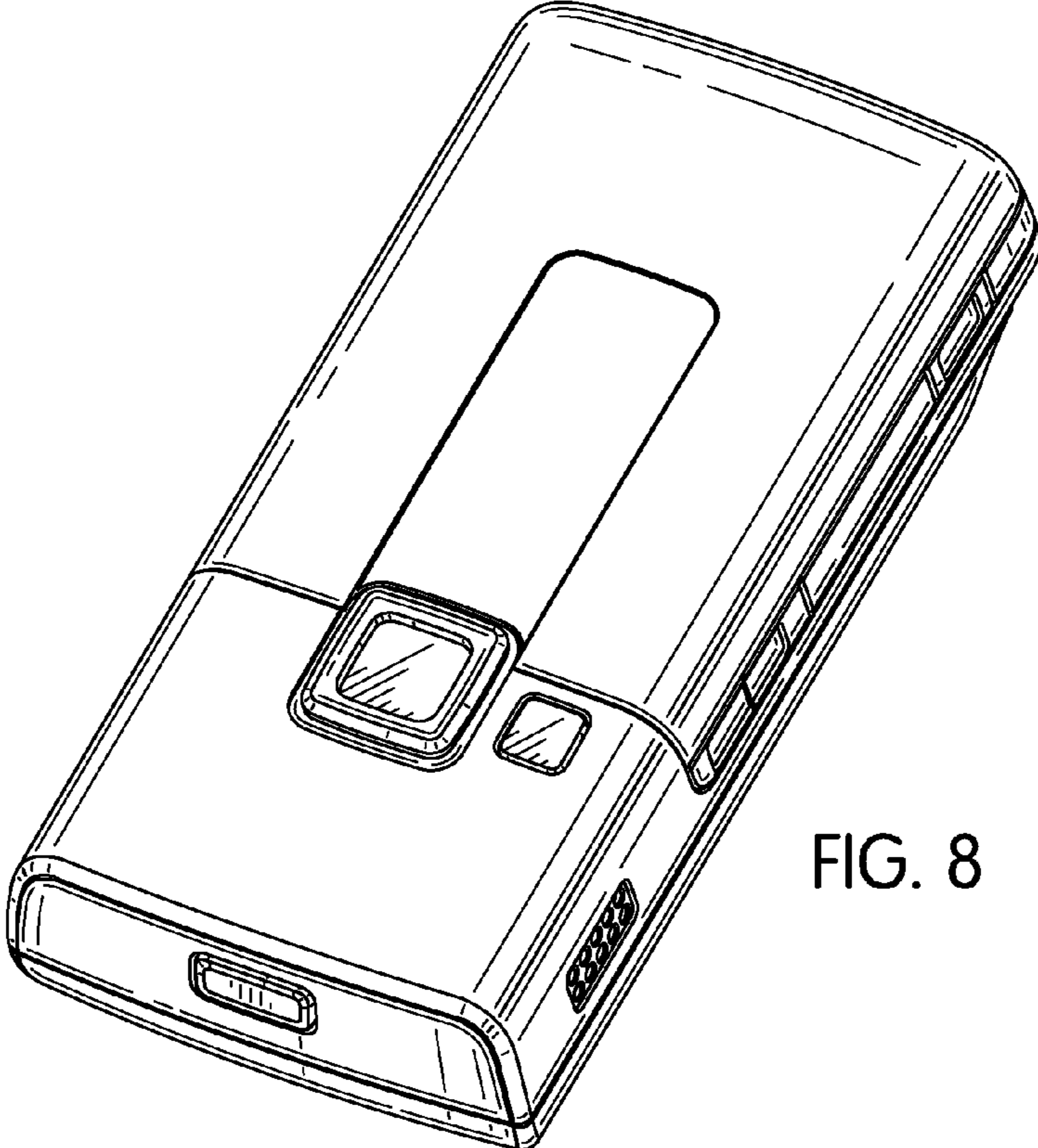


FIG. 8




FIG. 9

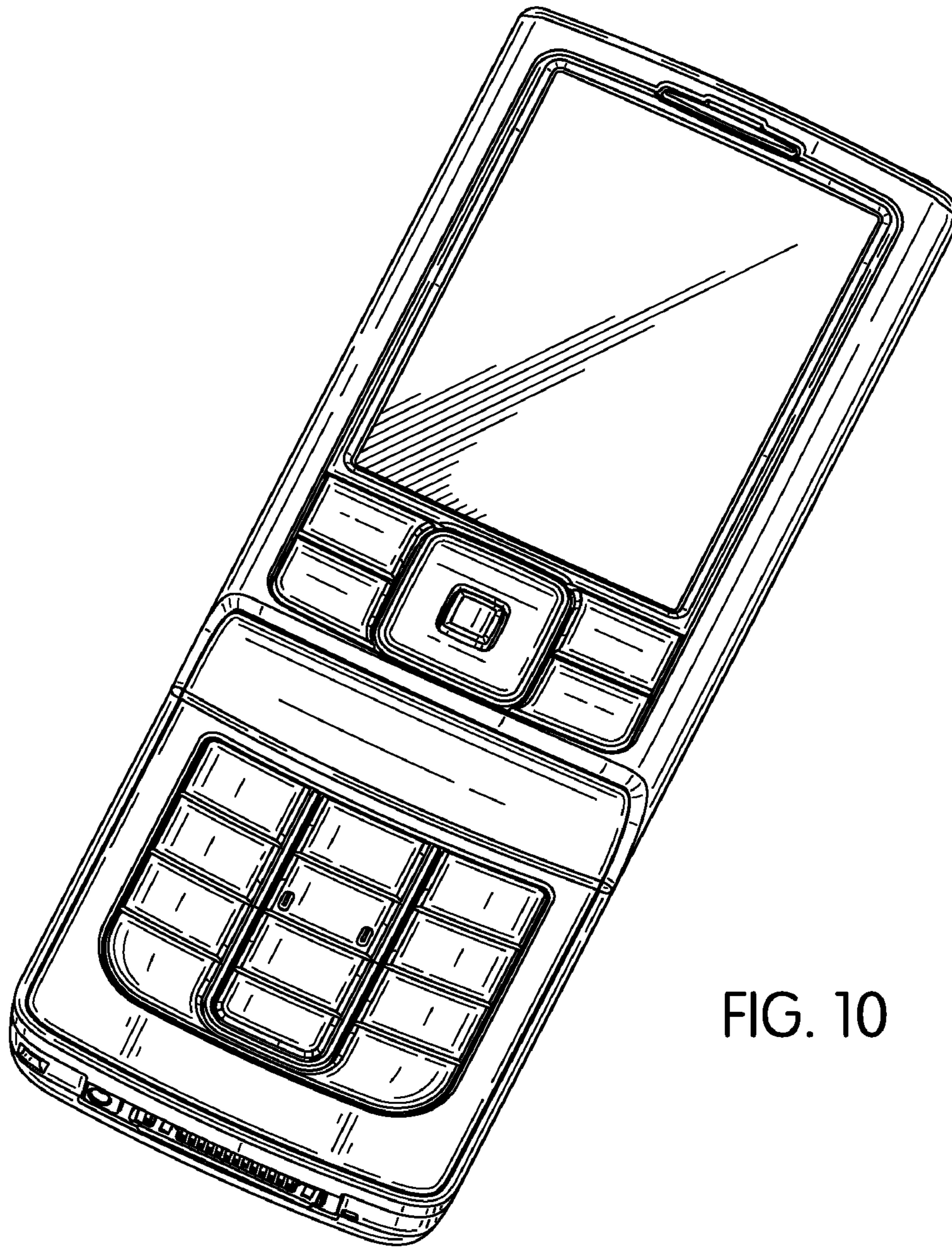


FIG. 10

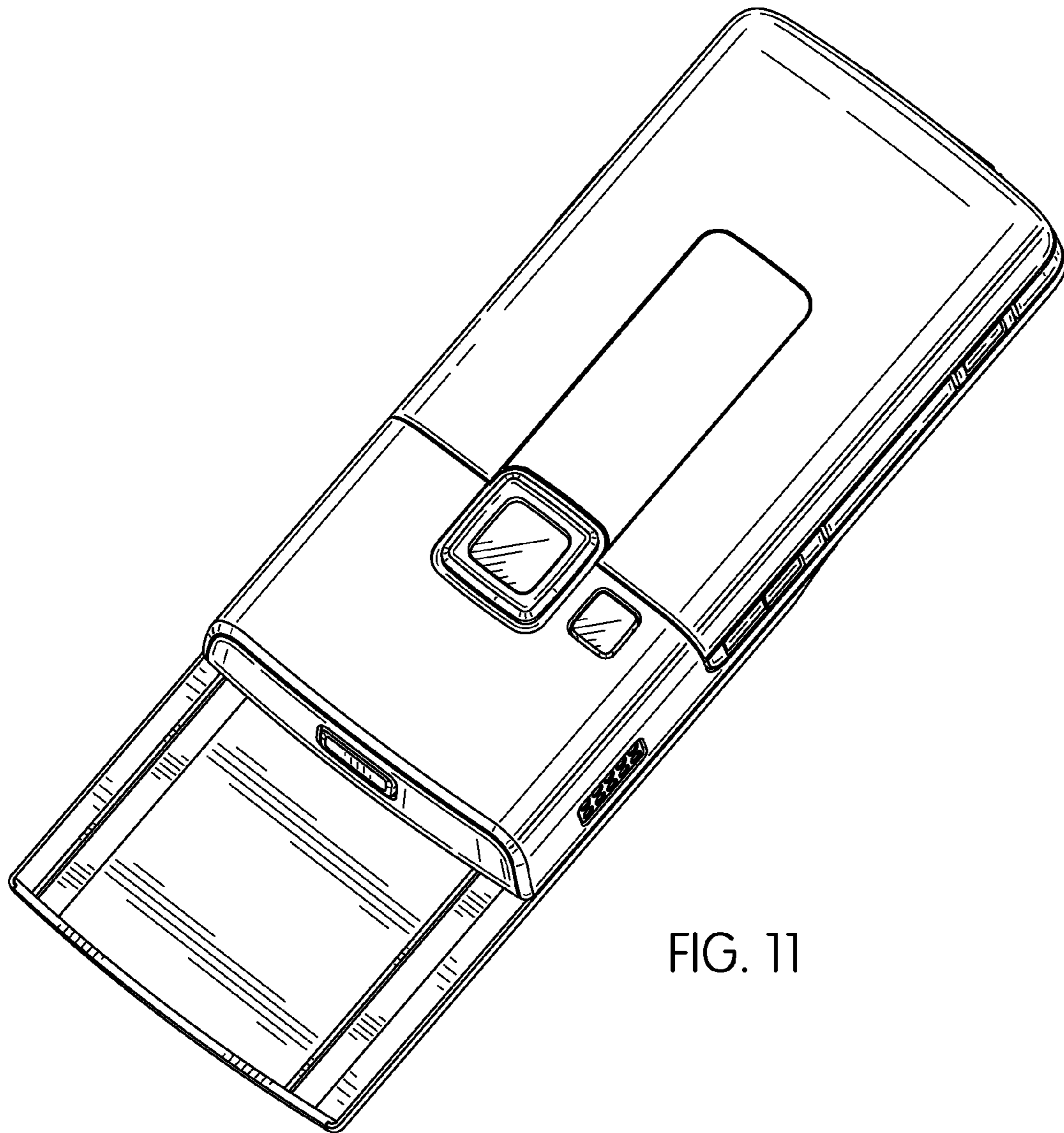


FIG. 11

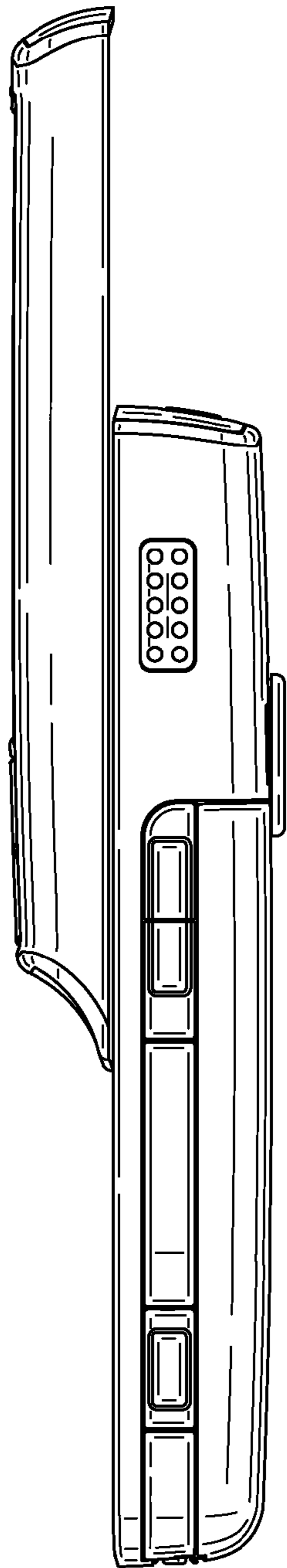


FIG. 12

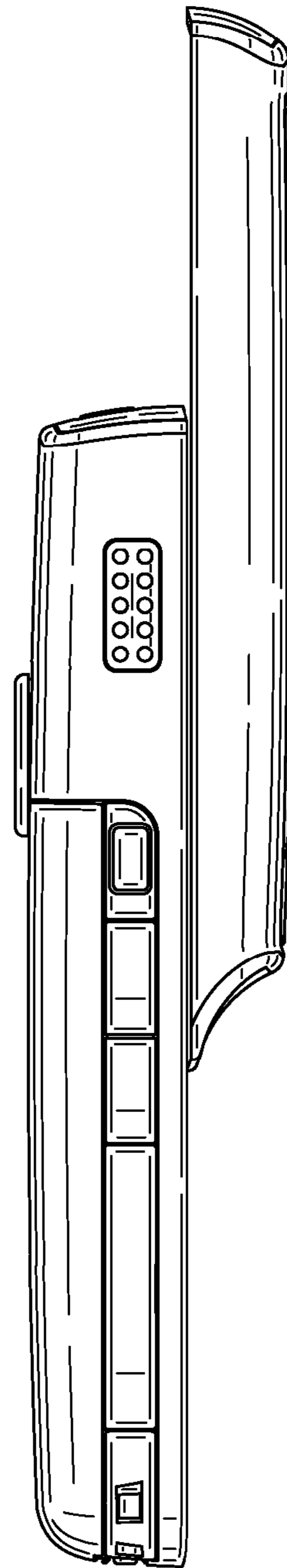


FIG. 13