



US00D552568S

(12) **United States Design Patent**
Harper et al.

(10) **Patent No.:** **US D552,568 S**

(45) **Date of Patent:** **** Oct. 9, 2007**

(54) **LISTENING AND VIEWING STATION**

(75) Inventors: **Gregory W Harper**, New York, NY (US); **Timothy Davis**, Seattle, WA (US); **David C. Stowers**, Morristown, NJ (US); **In Young Jang**, Ridgefield, NJ (US); **Bruce Wollen**, Wrentham, MA (US)

(73) Assignee: **Trans World New York LLC**, Albany, NY (US)

(**) Term: **14 Years**

(21) Appl. No.: **29/232,179**

(22) Filed: **Jun. 16, 2005**

(51) **LOC (8) Cl.** **14-03**

(52) **U.S. Cl.** **D14/126**

(58) **Field of Classification Search** D14/125-134, D14/239, 371, 136, 374-377; 312/7.2; 348/836, 348/838, 180, 184, 325, 739; 341/12; 248/917-924, 248/465; 345/104, 133, 156, 168, 87, 173; 720/605, 669, 600, 655; 369/99, 197; 455/344-347
See application file for complete search history.

(56) **References Cited**

U.S. PATENT DOCUMENTS

5,100,098 A * 3/1992 Hawkins 248/291.1
5,179,447 A * 1/1993 Lain 348/837
D387,345 S * 12/1997 Rosen D14/132
D391,951 S * 3/1998 Rosen D14/132
D404,026 S * 1/1999 Hasegawa D14/374

D405,443 S * 2/1999 Marsh D14/126
5,941,488 A * 8/1999 Rosen 248/921
D416,251 S * 11/1999 Rosen D14/126
D425,036 S * 5/2000 Copus et al. D14/375
D429,227 S * 8/2000 Shimizu D14/126
6,179,263 B1 * 1/2001 Rosen et al. 248/278.1
D443,612 S * 6/2001 Evers et al. D14/341
D457,445 S * 5/2002 Schoenfish D10/65
D460,055 S * 7/2002 Rosen D14/126
D460,448 S * 7/2002 Matsumoto D14/346
D489,339 S * 5/2004 Esslinger et al. D14/126
D498,218 S * 11/2004 Langlois D14/129
D514,459 S * 2/2006 Silzer, Jr. et al. D10/65
7,040,699 B2 * 5/2006 Curran et al. 248/919
7,065,319 B1 * 6/2006 Hartley 434/307 R

* cited by examiner

Primary Examiner—Raphael Barkai

(74) *Attorney, Agent, or Firm*—Rothwell, Figg, Ernst & Manbeck

(57) **CLAIM**

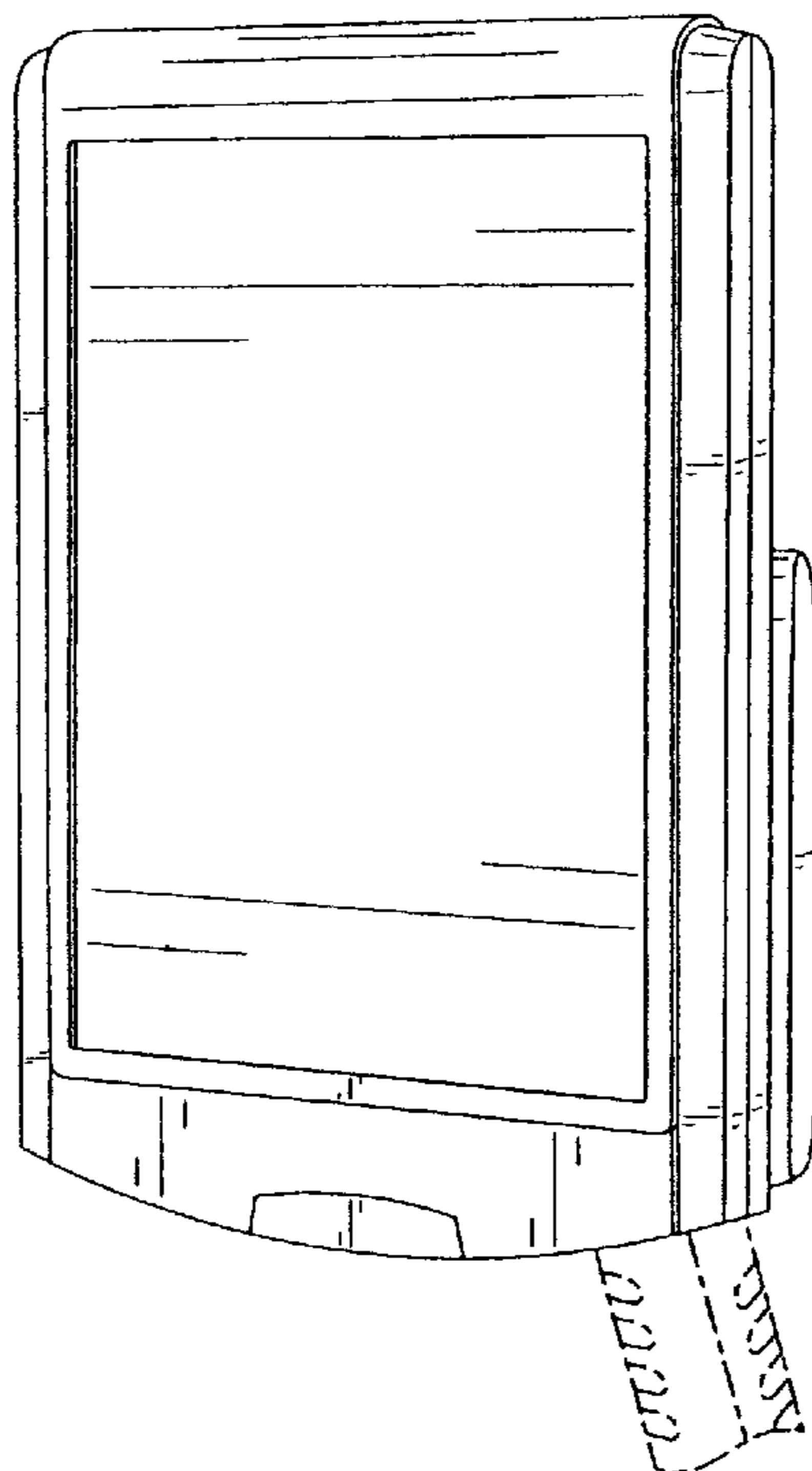
The ornamental design of a listening and viewing station, as shown and described.

DESCRIPTION

FIG. 1 is a front perspective view of the invention, it being understood that the broken lines are for illustration purposes only and form no part of the claimed design; and,

FIG. 2 is a back perspective view thereof, it being understood that the broken lines are for illustration purposes only and form no part of the claimed design.

1 Claim, 2 Drawing Sheets



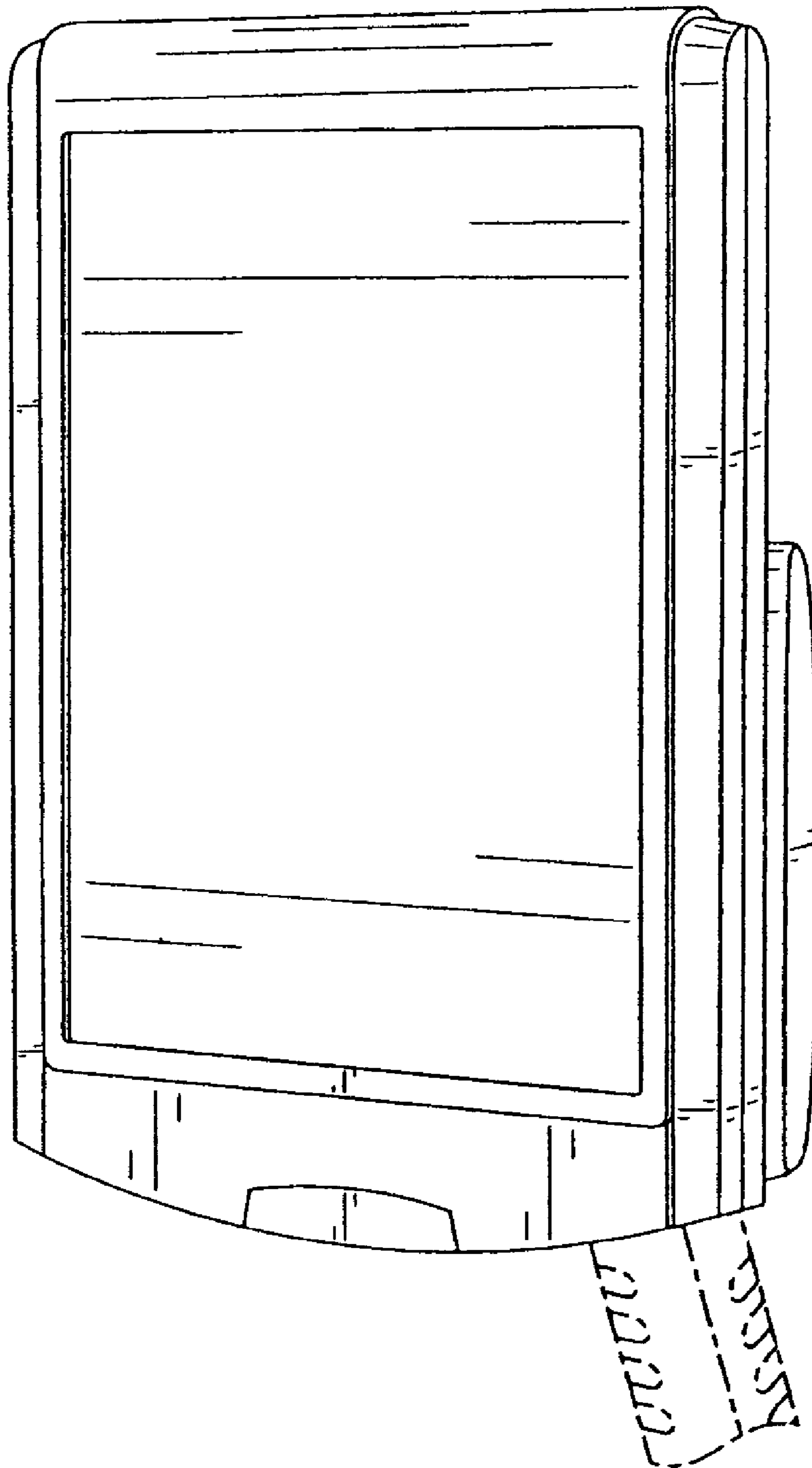


FIG. 1

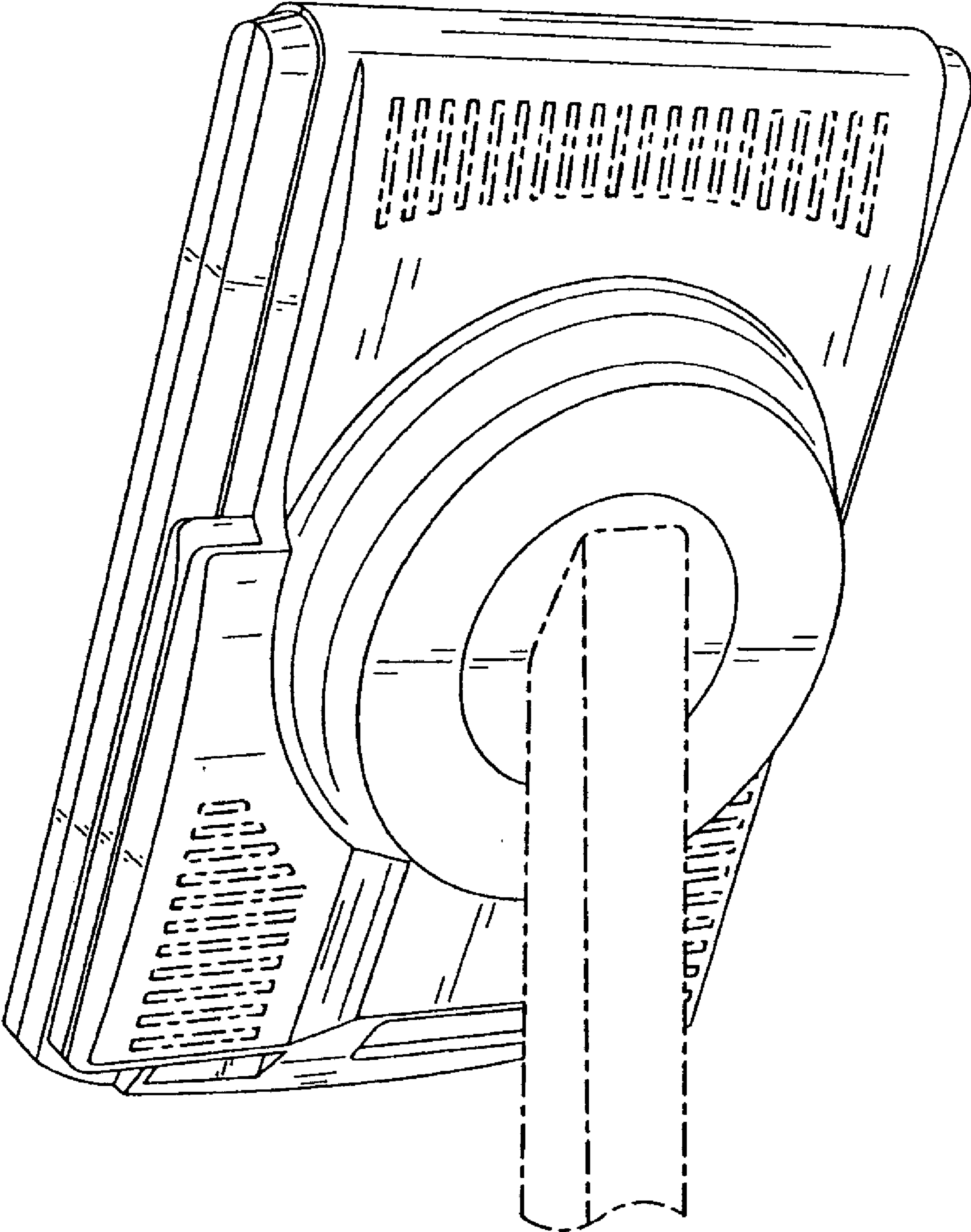


FIG. 2