



US00D552535S

(12) **United States Design Patent**
Smith

(10) **Patent No.:** **US D552,535 S**

(45) **Date of Patent:** **** Oct. 9, 2007**

(54) **TIRE SIDEWALL**

(75) Inventor: **Scott H. Smith**, Akron, OH (US)

(73) Assignee: **Bridgestone Firestone North American Tire, LLC**, Nashville, TN (US)

(**) Term: **14 Years**

(21) Appl. No.: **29/250,424**

(22) Filed: **Nov. 14, 2006**

(51) **LOC (8) Cl.** **12-15**

(52) **U.S. Cl.** **D12/605**

(58) **Field of Classification Search** D12/500-501, D12/503, 605; 152/523, 524, DIG. 12
See application file for complete search history.

D479,190 S	9/2003	Maxwell	
D480,047 S	9/2003	Kajikawa	
D483,010 S	12/2003	Maxwell	
D492,648 S	7/2004	Maxwell et al.	
D497,593 S	10/2004	Ratliff, Jr. et al.	
D500,013 S	12/2004	Maxwell et al.	
D500,474 S	1/2005	Maxwell et al.	
D503,146 S	3/2005	Maxwell et al.	
D504,867 S	5/2005	Maxwell et al.	
D506,435 S	6/2005	Maxwell et al.	
D517,003 S	3/2006	Shondel	
D540,740 S *	4/2007	Maxwell et al.	D12/605
D541,211 S *	4/2007	Shondel et al.	D12/605
D542,220 S *	5/2007	Shondel et al.	D12/605
D543,497 S *	5/2007	Maxwell et al.	D12/605
D543,499 S *	5/2007	Shondel	D12/605
D543,932 S *	6/2007	Shondel	D12/605
D544,831 S *	6/2007	Kikkawa et al.	D12/605
2002/0174928 A1	11/2002	Ratliff, Jr.	
2005/0081975 A1	4/2005	Sano	
2005/0224153 A1	10/2005	Speyer et al.	

(56) **References Cited**

U.S. PATENT DOCUMENTS

D220,929 S	6/1971	Przewodek et al.
4,442,618 A	4/1984	Minter et al.
D274,422 S	6/1984	Wright
D379,168 S	5/1997	Ratliff, Jr.
D380,718 S	7/1997	Ratliff, Jr.
5,645,661 A	7/1997	Clementz et al.
D385,834 S	11/1997	Ratliff, Jr.
D386,455 S	11/1997	Clementz et al.
D408,337 S	4/1999	Buck
D412,476 S	8/1999	Clementz et al.
D413,289 S	8/1999	Ratliff, Jr.
D449,576 S	10/2001	Kajikawa
D450,034 S	11/2001	Kajikawa
D450,274 S	11/2001	Ratliff, Jr. et al.
D450,275 S	11/2001	Moses
D452,203 S	12/2001	Kajikawa
D457,130 S	5/2002	Ratliff, Jr. et al.
D477,810 S	7/2003	Budich et al.

* cited by examiner

Primary Examiner—Stacia Cadmus

(74) *Attorney, Agent, or Firm*—Thomas R. Kingsbury

(57) **CLAIM**

The ornamental design for a tire sidewall, as shown and described.

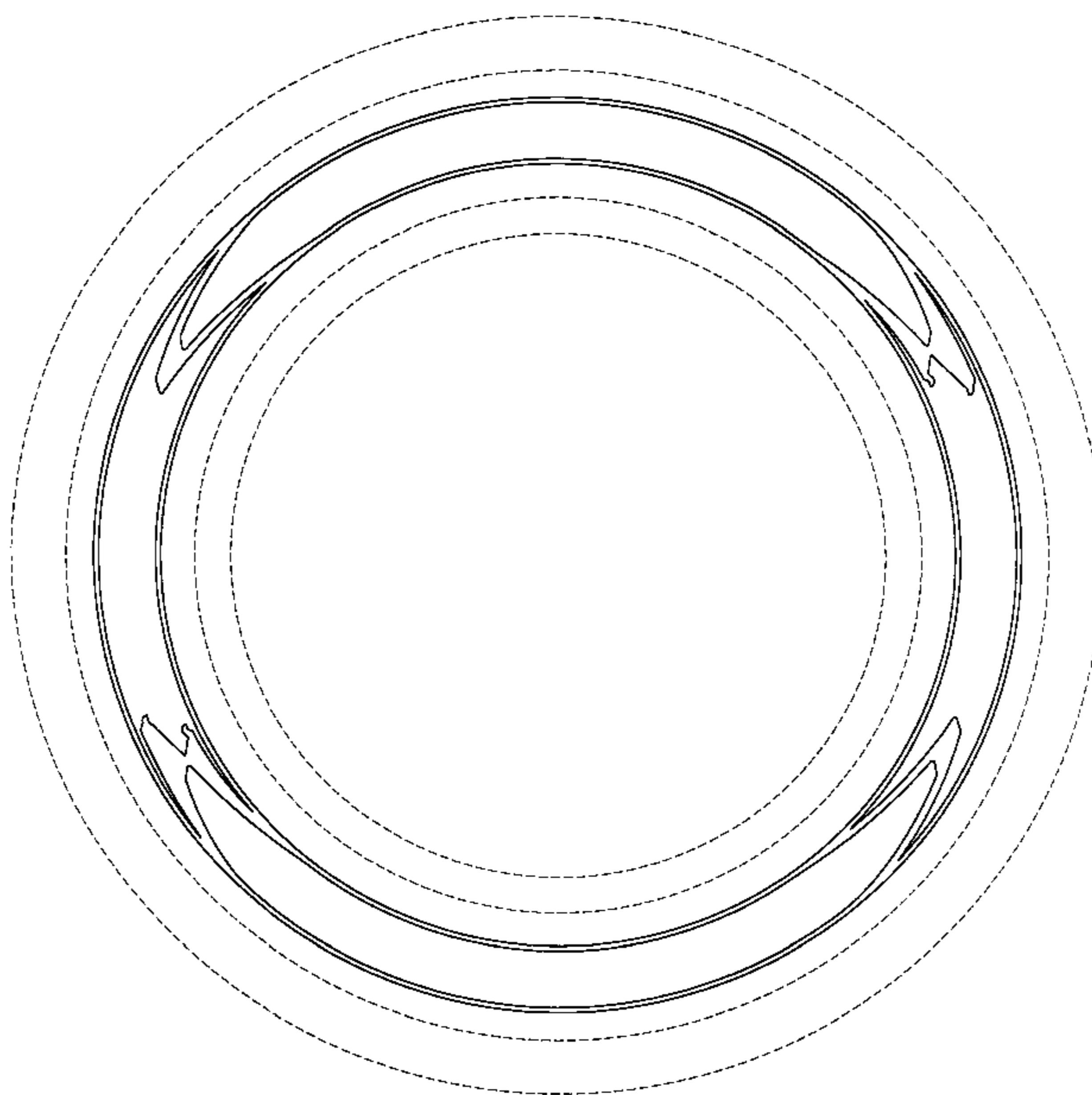
DESCRIPTION

FIG. 1 is a side elevation view of the tire sidewall showing my new design; and,

FIG. 2 is an enlarged side elevation view of a segment of the sidewall of FIG. 1.

The broken lines defining the tire are for illustrative purposes only and form no part of the claimed design.

1 Claim, 2 Drawing Sheets



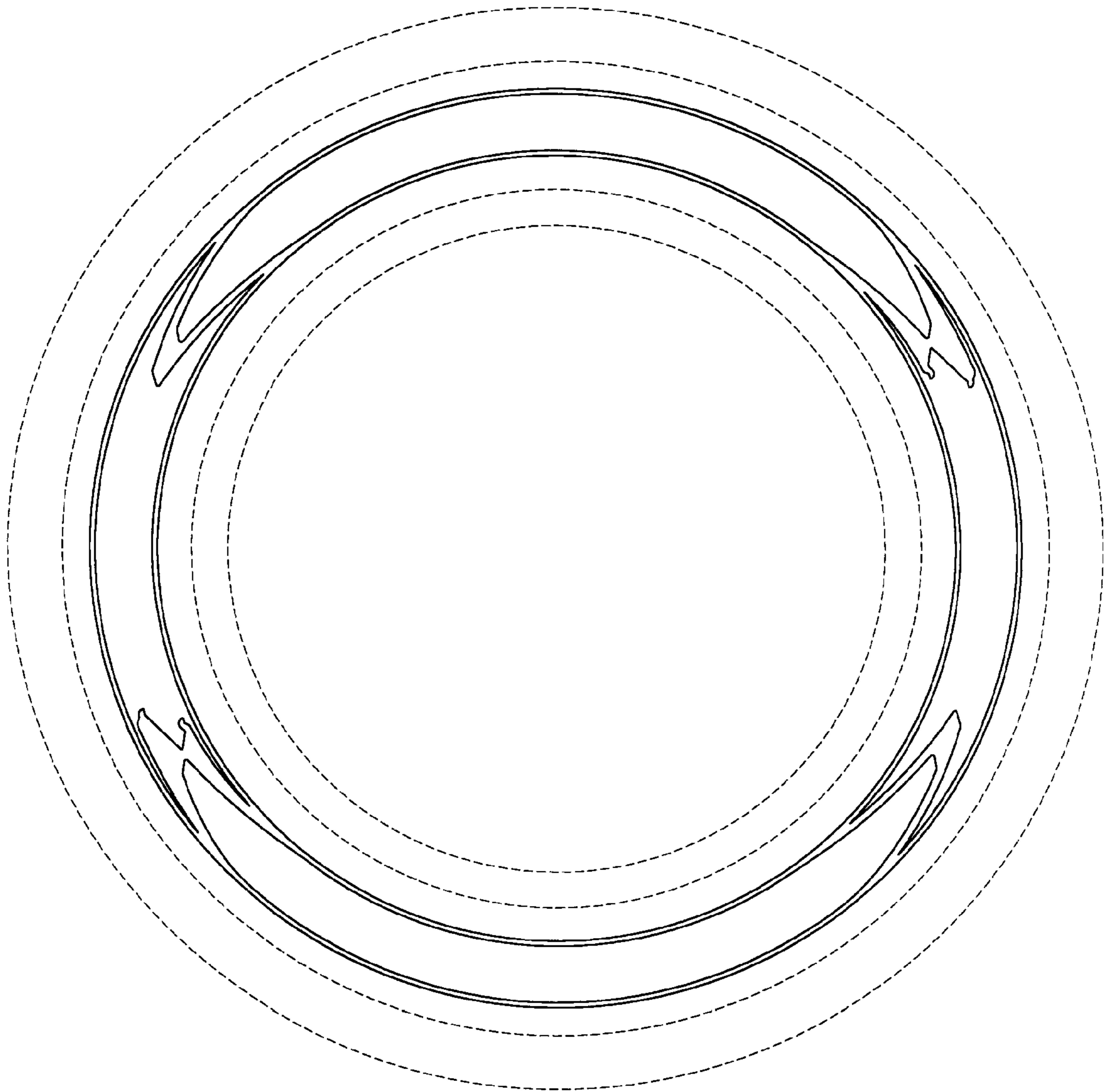


FIG-1

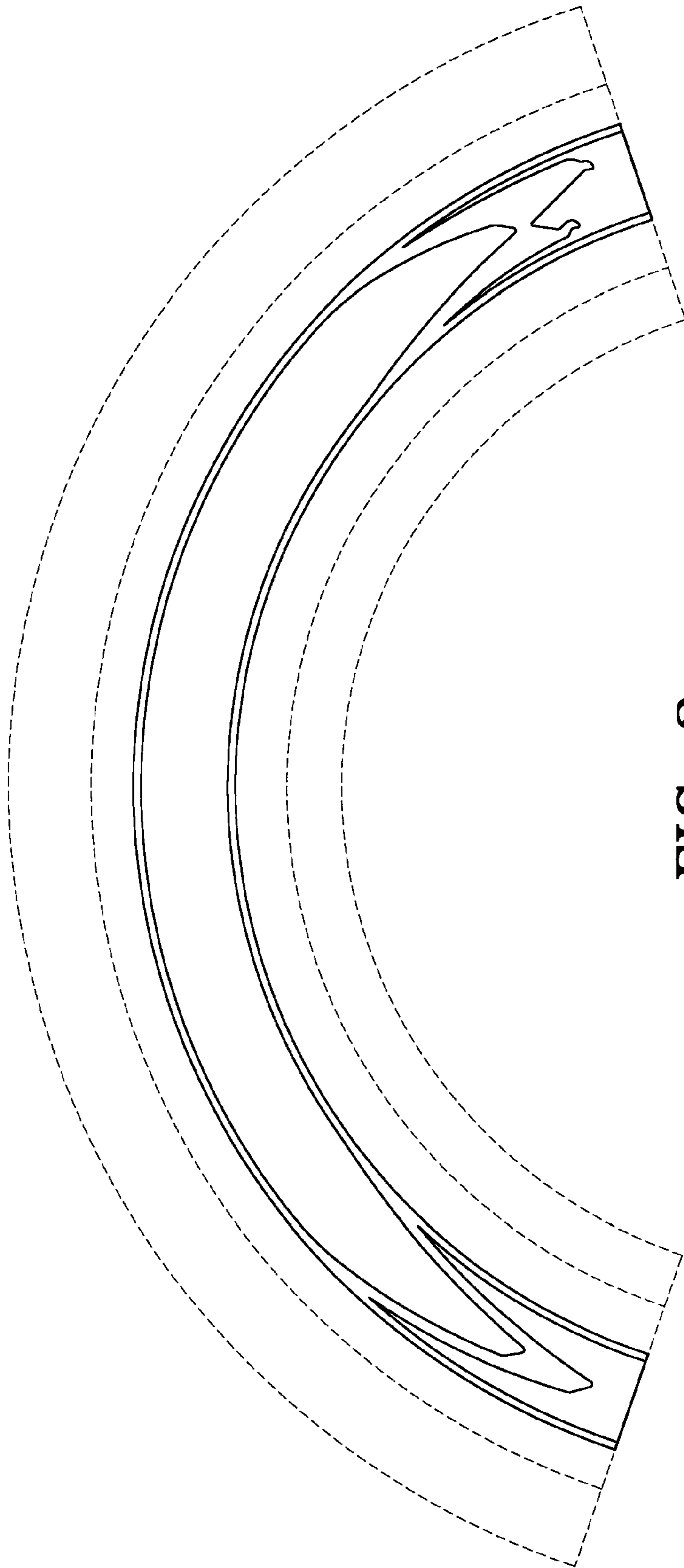


FIG-2