



US00D552490S

(12) **United States Design Patent**  
**Laucella**

(10) **Patent No.:** **US D552,490 S**

(45) **Date of Patent:** **\*\* Oct. 9, 2007**

(54) **WATCH**

(75) Inventor: **Vincent Laucella**, Le Brassus (CH)

(73) Assignee: **Montres Breguet SA**, L'Abbaye (CH)

(\*\*) Term: **14 Years**

(21) Appl. No.: **29/238,527**

(22) Filed: **Sep. 16, 2005**

(30) **Foreign Application Priority Data**

Mar. 16, 2005 (WO) ..... DM/066 430

(51) **LOC (8) Cl.** ..... **10-02**

(52) **U.S. Cl.** ..... **D10/31; D10/39**

(58) **Field of Classification Search** ..... D10/30-39,  
D10/122-132; 368/276, 277, 281, 282, 285,  
368/80, 223, 228, 232, 21, 28

See application file for complete search history.

(56) **References Cited**

**U.S. PATENT DOCUMENTS**

2,857,734	A *	10/1958	Weigenant	.....	368/14
4,653,933	A *	3/1987	Reichel	.....	368/282
D303,504	S *	9/1989	Hysek	.....	D10/32
D303,637	S *	9/1989	Berger	.....	D10/39
4,972,393	A *	11/1990	Sase et al.	.....	368/28
D326,823	S *	6/1992	Wunderman	.....	D10/32
5,184,333	A *	2/1993	Caspar	.....	368/28
D338,161	S *	8/1993	Kizaki	.....	D10/39
D350,288	S *	9/1994	Giardiello	.....	D10/30

D351,559	S *	10/1994	Helleu	.....	D10/39
D365,772	S *	1/1996	Wunderman	.....	D10/32
D371,079	S *	6/1996	Mijatovic	.....	D10/39
D467,820	S *	12/2002	Berliat	.....	D10/39
D496,874	S *	10/2004	Nataf	.....	D10/126
D506,936	S *	7/2005	Takahashi	.....	D10/32
D525,148	S *	7/2006	Gruosi	.....	D10/30
D528,032	S *	9/2006	Lovegrove	.....	D10/126

**OTHER PUBLICATIONS**

Watches International VI, The Original Annual of The World's  
Finest Wristwatches, copyright 2005 by Tourbillon International,  
LLC., p. 134, Breguet Classique Perpetual Calendar Power Reserve  
watch.\*

\* cited by examiner

*Primary Examiner*—Lucy Lieberman

(74) *Attorney, Agent, or Firm*—Collen IP; Donald J. Ranft

(57) **CLAIM**

The ornamental design for a watch, as shown and described.

**DESCRIPTION**

FIG. 1 is a front view of my new and ornamental watch;

FIG. 2 is a right side elevation thereof;

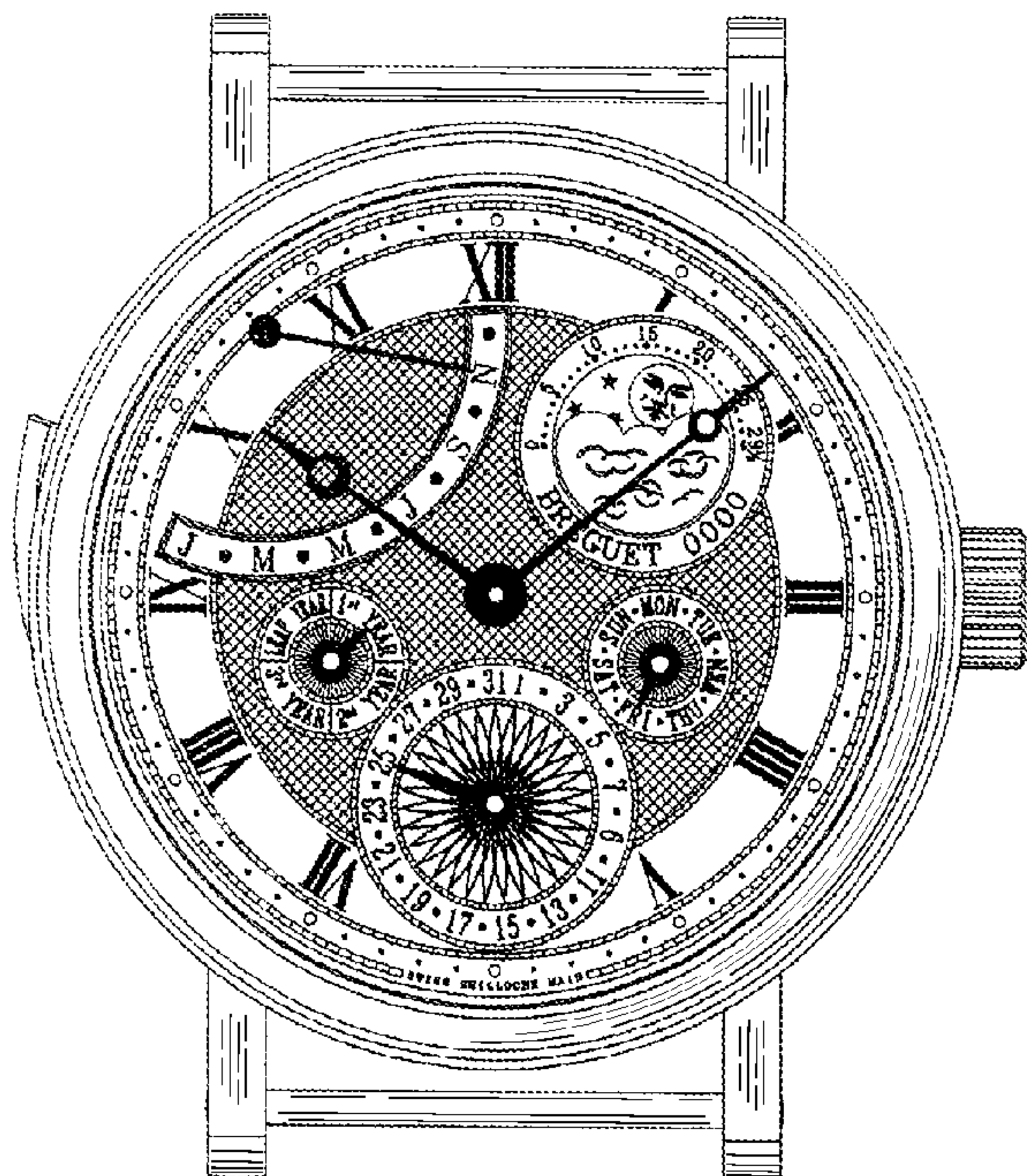
FIG. 3 is a left side elevation thereof;

FIG. 4 is a top view thereof;

FIG. 5 is a bottom view thereof; and,

FIG. 6 is a perspective view thereof.

**1 Claim, 2 Drawing Sheets**



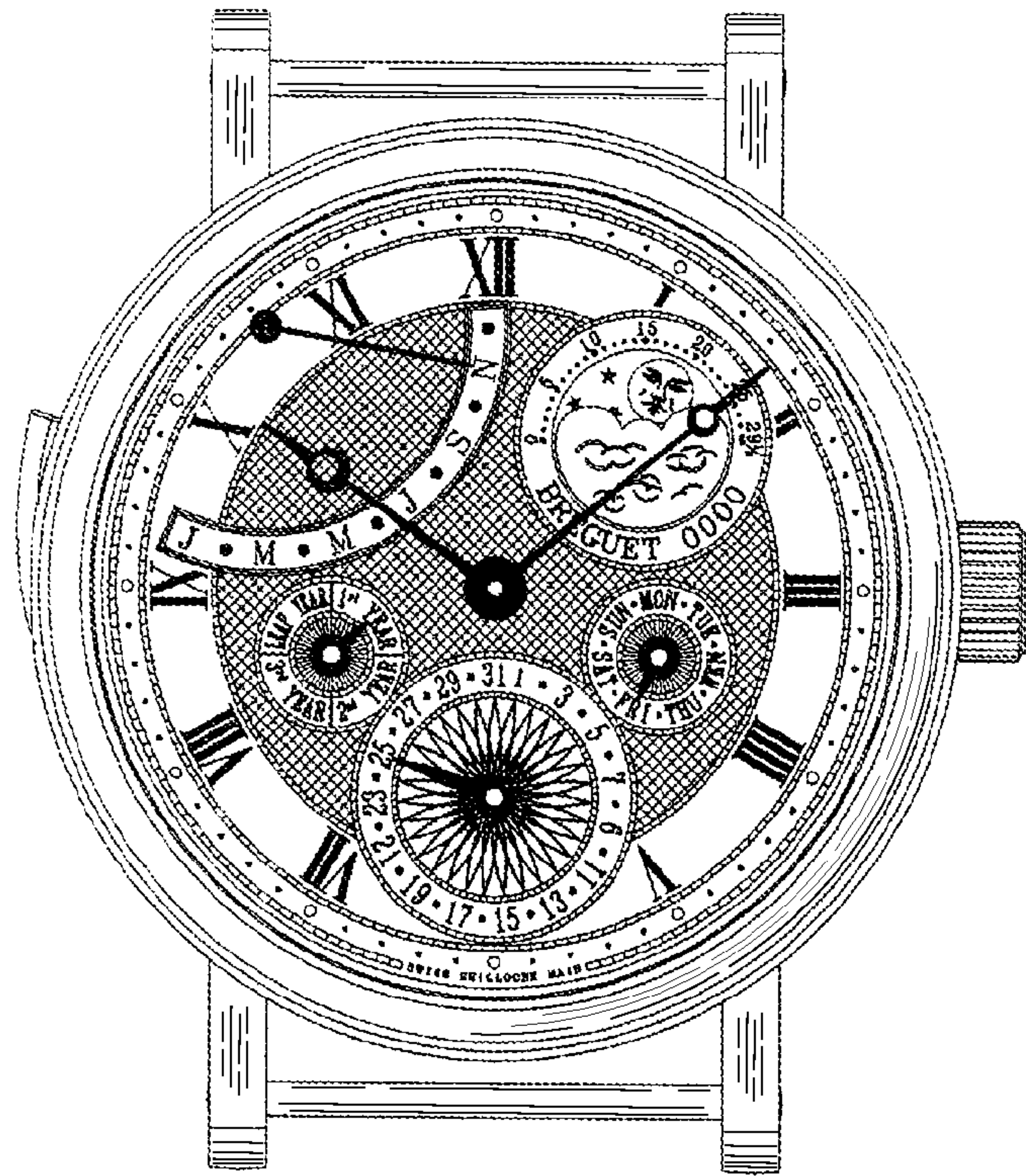


Fig. 1

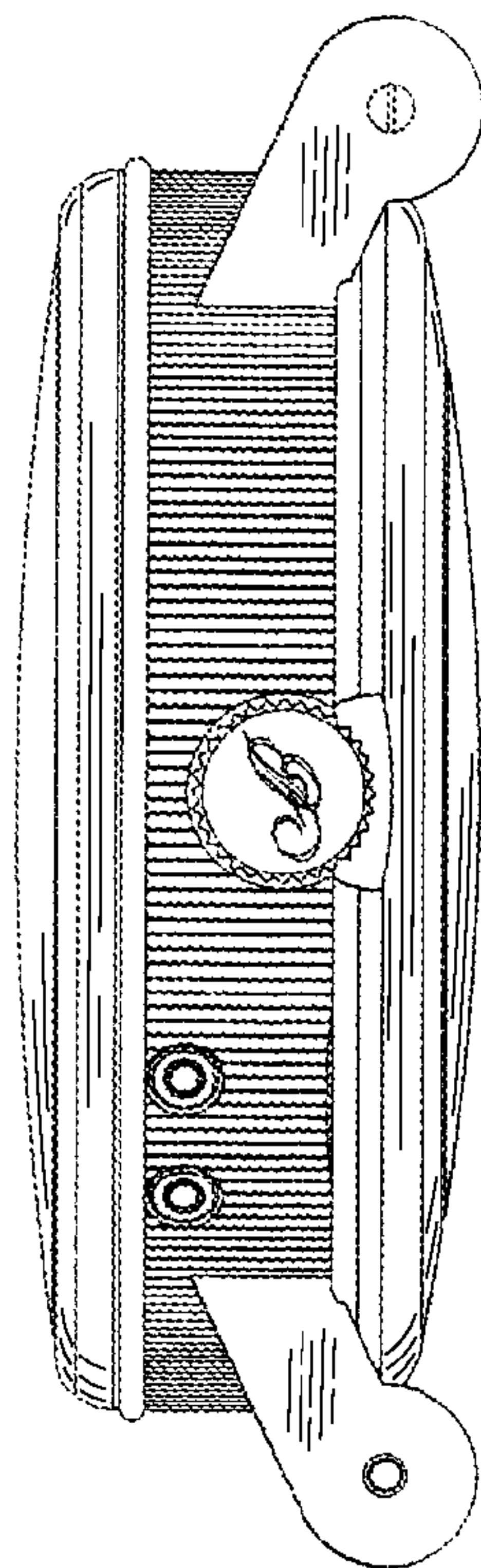


Fig. 2

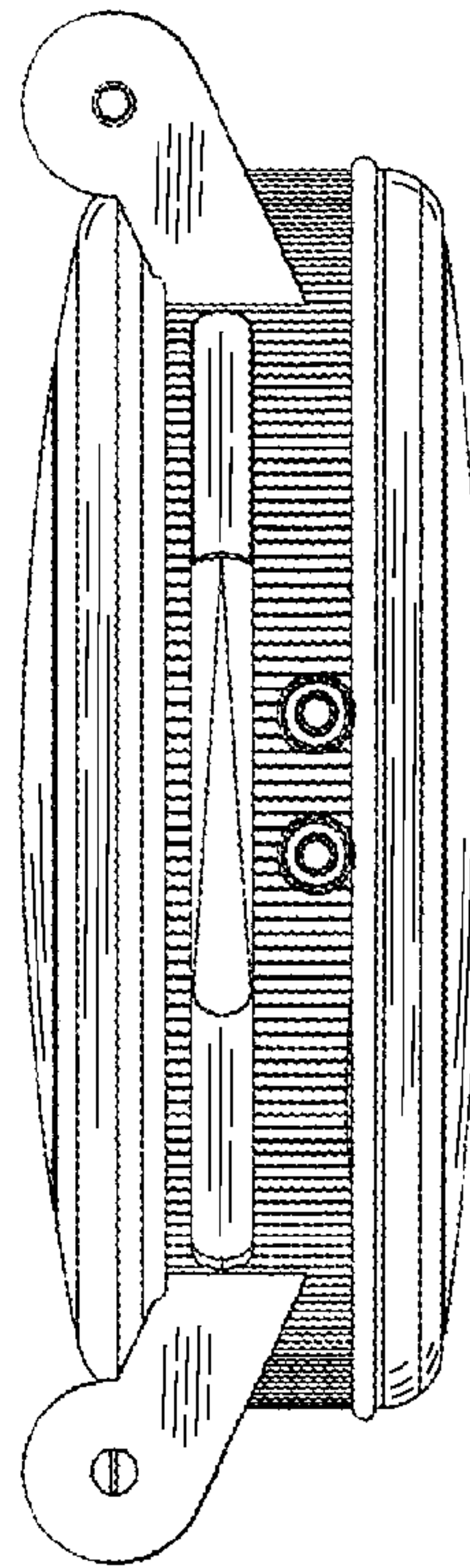


Fig. 3



Fig. 4

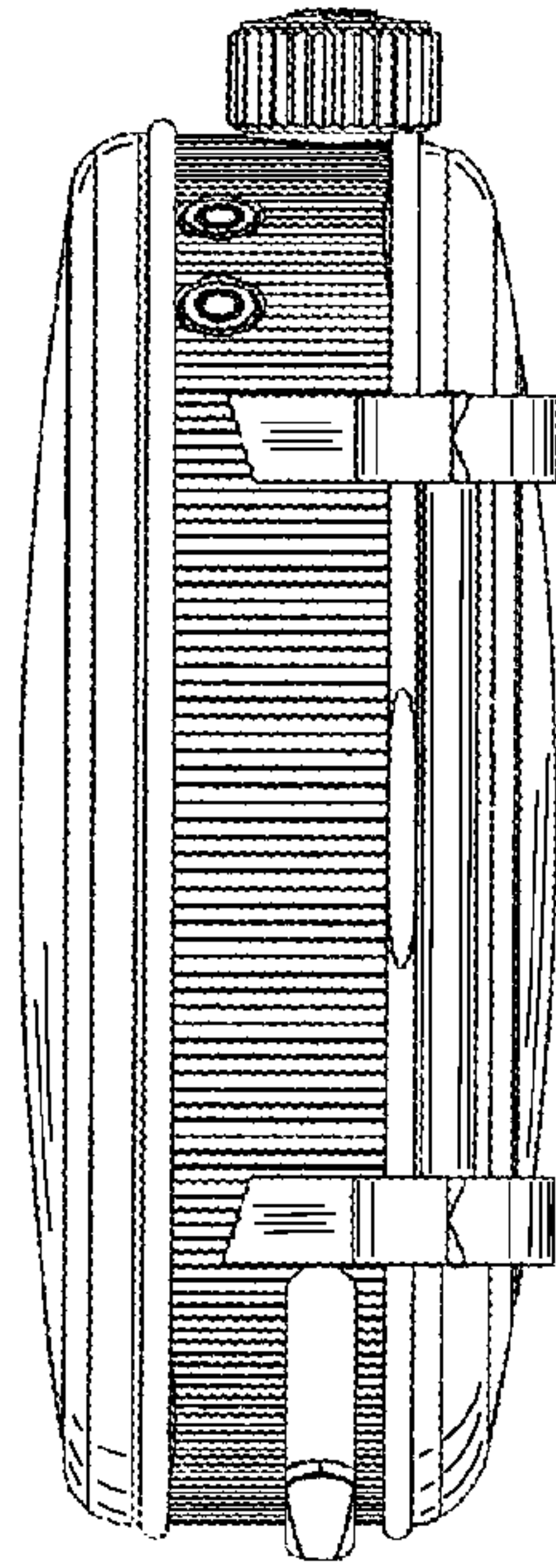


Fig. 5

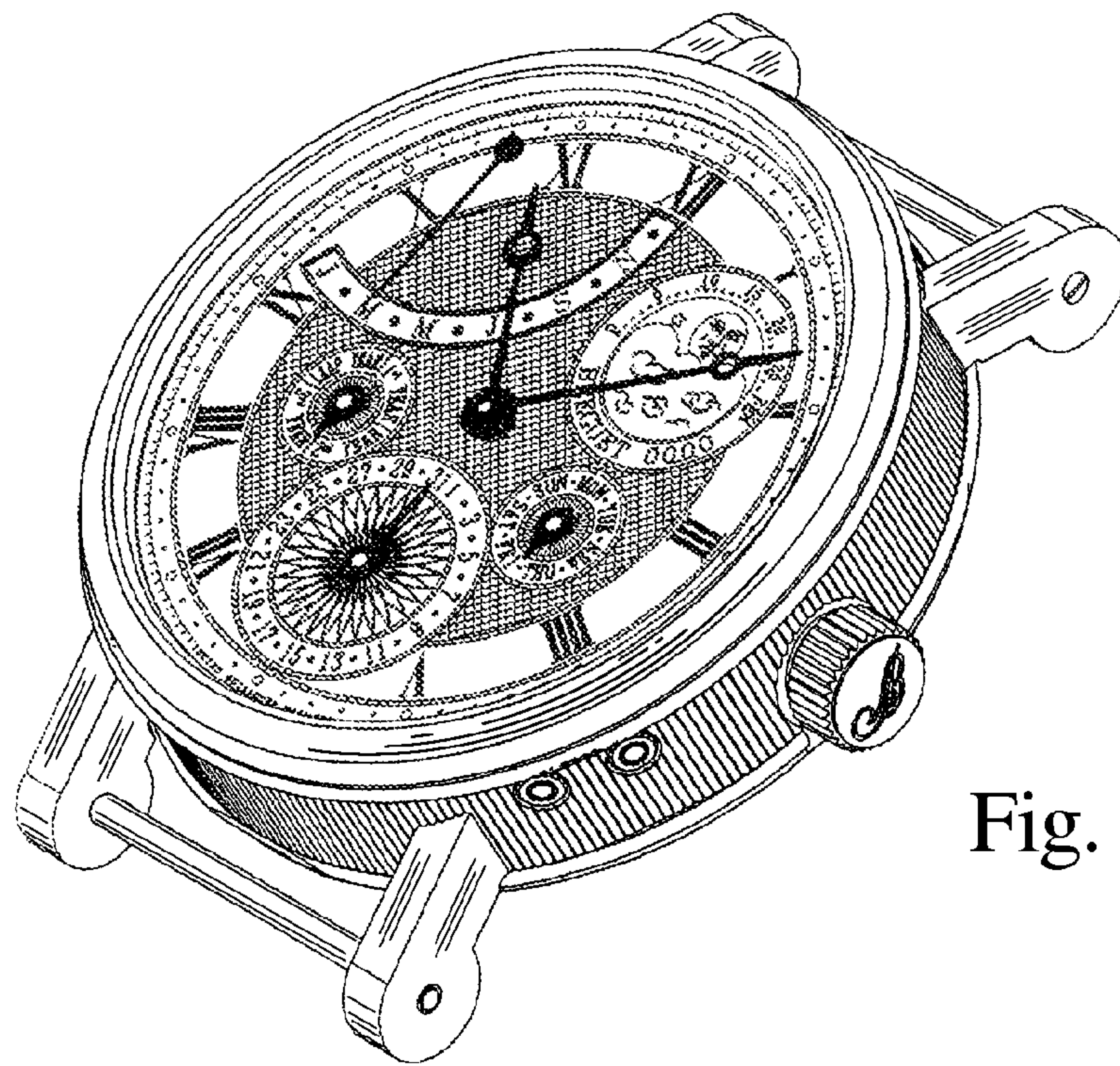
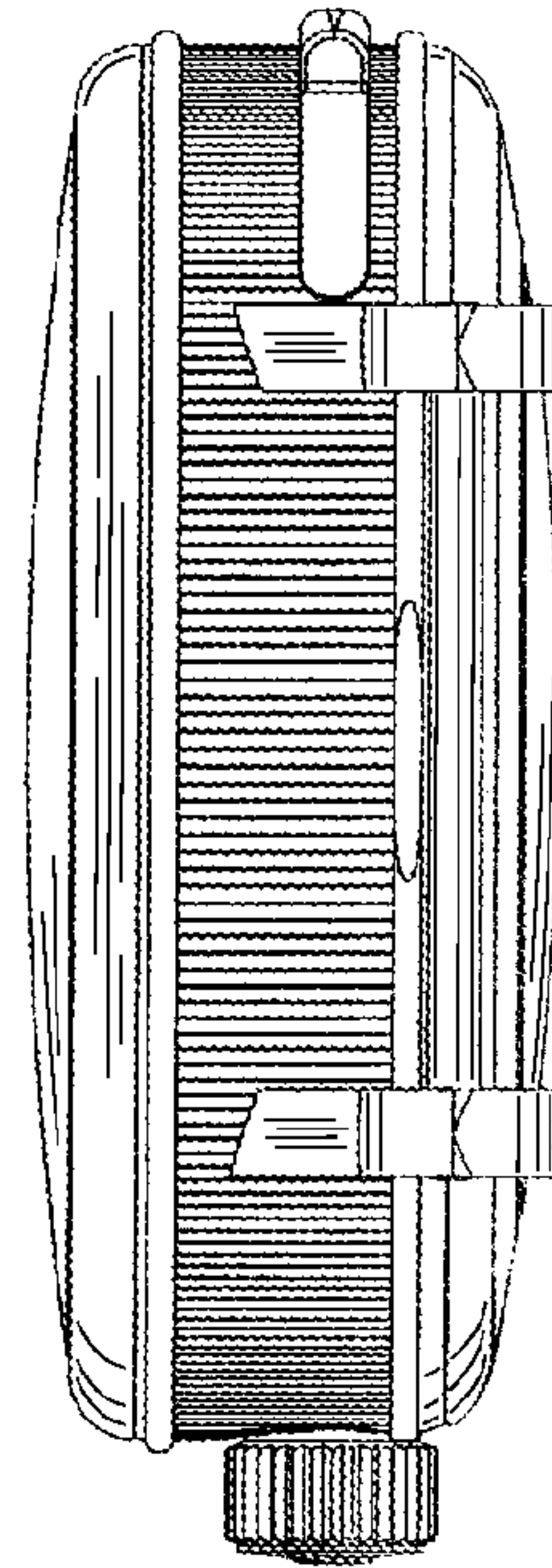


Fig. 6