



US00D552474S

(12) **United States Design Patent**
Carr et al.

(10) **Patent No.:** **US D552,474 S**

(45) **Date of Patent:** **** Oct. 9, 2007**

(54) **BOTTLE**

(75) Inventors: **Adam G. Carr**, Ada, MI (US);
Douglas J. Medema, Belding, MI (US)

(73) Assignee: **Bissell Homecare, Inc.**, Grand Rapids,
MI (US)

(**) Term: **14 Years**

(21) Appl. No.: **29/225,335**

(22) Filed: **Mar. 15, 2005**

(51) **LOC (8) Cl.** **09-01**

(52) **U.S. Cl.** **D9/526; D9/564; D9/575**

(58) **Field of Classification Search** D9/682-694,
D9/516, 520, 523-528, 563-564, 570-575,
D9/454; 215/381-385, 396, 398, 400
See application file for complete search history.

(56) **References Cited**

U.S. PATENT DOCUMENTS

D189,696 S	1/1961	Nagel	
D190,056 S *	4/1961	Diamond	D9/526
D198,288 S *	5/1964	Johns	D9/526
D274,307 S *	6/1984	Ledda	D9/522
D321,131 S *	10/1991	Wiseman et al.	D9/552
D335,454 S	5/1993	McLean et al.	
D347,175 S	5/1994	Segati	
D354,916 S *	1/1995	Park	D9/523
D373,956 S *	9/1996	Terwilleger et al.	D9/526
D380,681 S	7/1997	De Souza et al.	
D404,650 S *	1/1999	Hefter et al.	D9/523 X
D406,531 S *	3/1999	Bodker et al.	D9/526
D413,805 S *	9/1999	Phillips	D9/526

D415,430 S *	10/1999	Bodker et al.	D9/523
D420,918 S *	2/2000	Hefter et al.	D9/523
D427,078 S *	6/2000	Schaaf et al.	D9/520 X
D432,021 S *	10/2000	Caughey et al.	D9/564 X
D432,426 S *	10/2000	Caughey et al.	D9/523 X
D468,208 S	1/2003	Yan et al.	
D475,298 S *	6/2003	Corrigan et al.	D9/529
D481,951 S *	11/2003	Scott, III	D9/522
D501,142 S *	1/2005	Pattison	D9/526
D524,657 S *	7/2006	Harris et al.	D9/522
D527,638 S *	9/2006	Stolle	D9/522

* cited by examiner

Primary Examiner—Carol Rademaker

(74) *Attorney, Agent, or Firm*—McGarry Bair PC

(57) **CLAIM**

The ornamental design for a bottle, as shown and described.

DESCRIPTION

FIG. 1 is a front perspective view of a bottle which embodies our design;

FIG. 2 is a left side view thereof;

FIG. 3 is a right side view thereof;

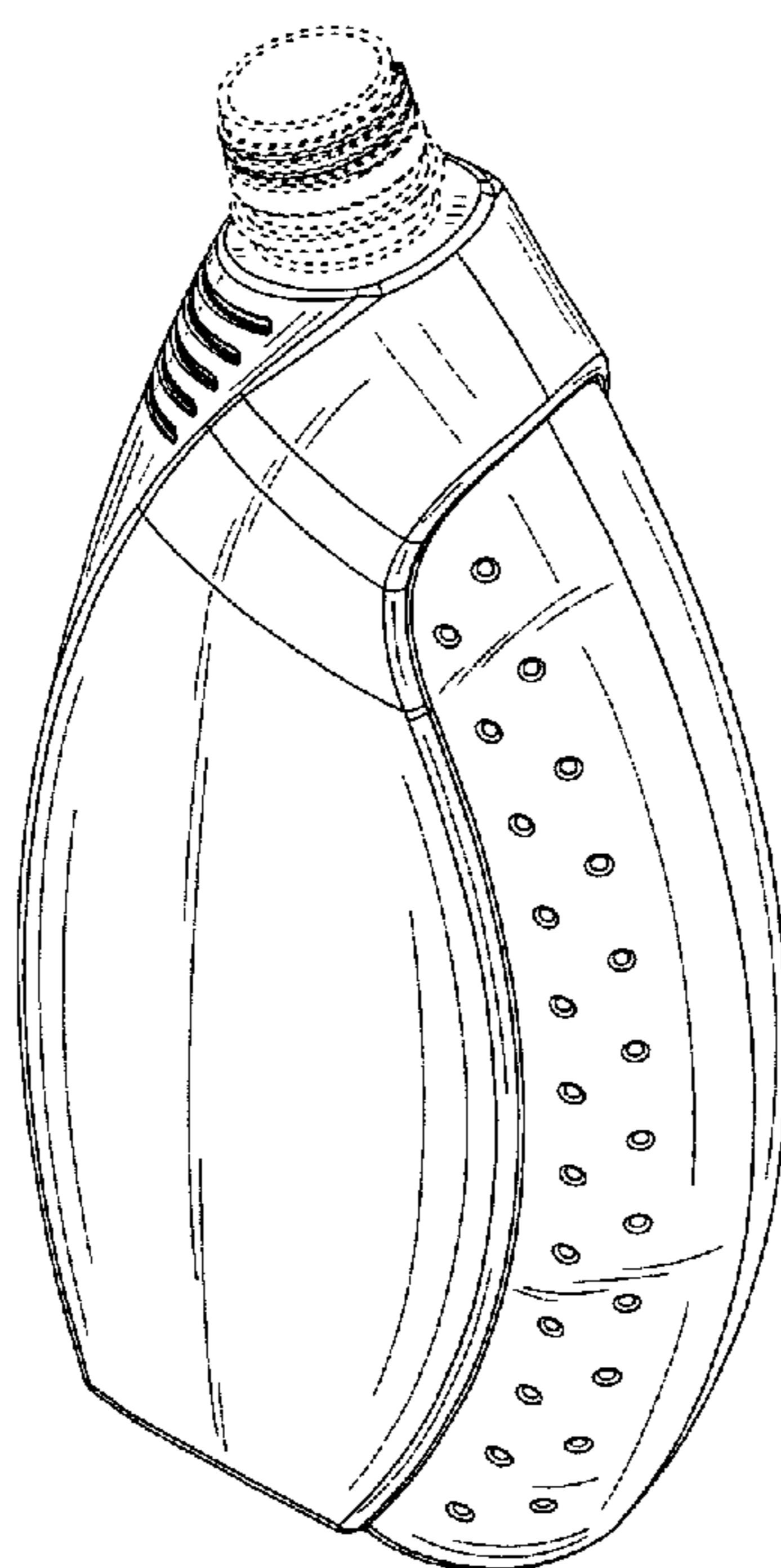
FIG. 4 is a front view thereof, the rear view thereof being a mirror image of the front view thereof;

FIG. 5 is a top view thereof; and,

FIG. 6 is a bottom view.

The broken lines shown in the drawings are for illustrative purposes only and form no part of the claimed design.

1 Claim, 4 Drawing Sheets



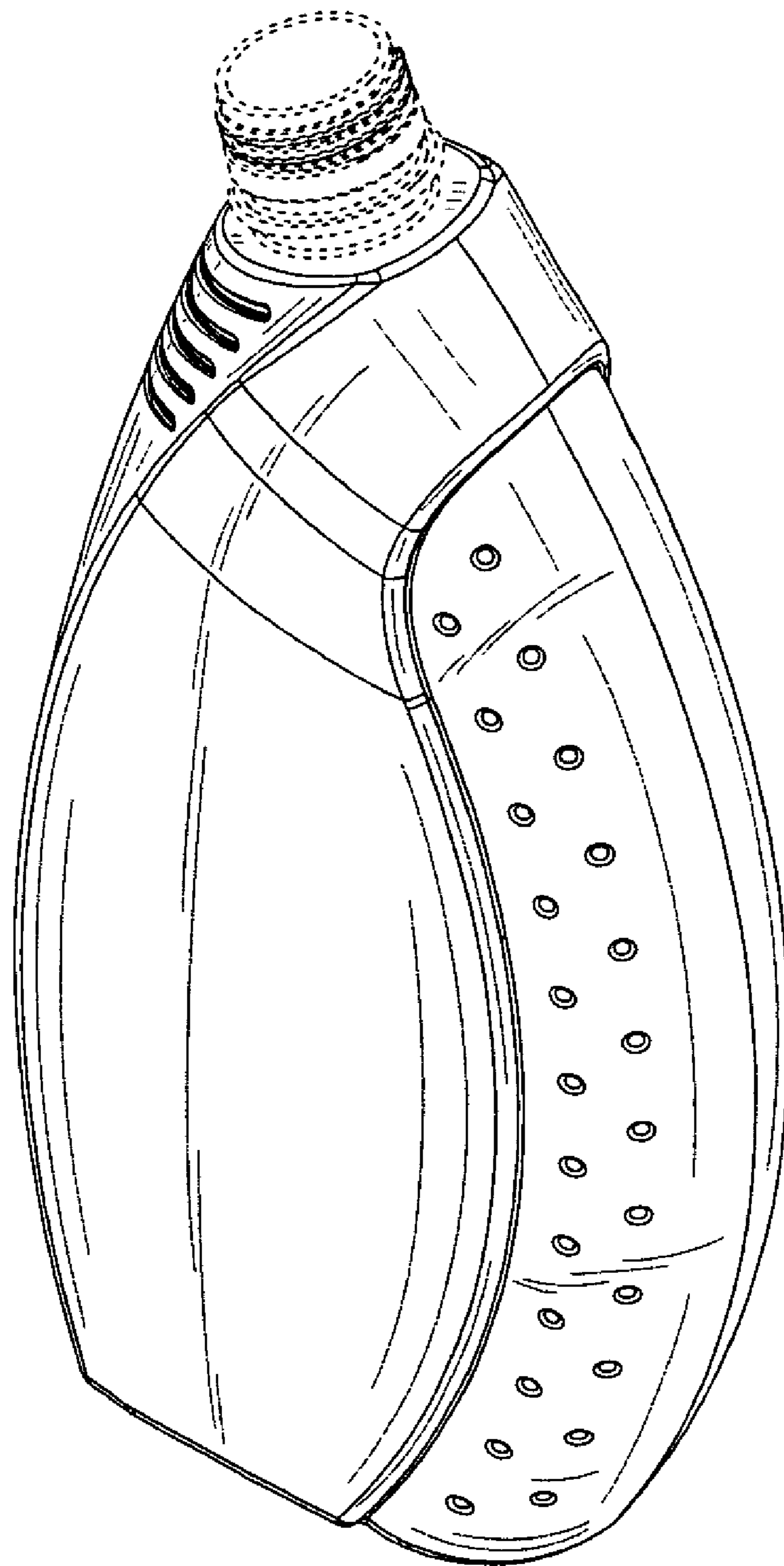


Fig. 1

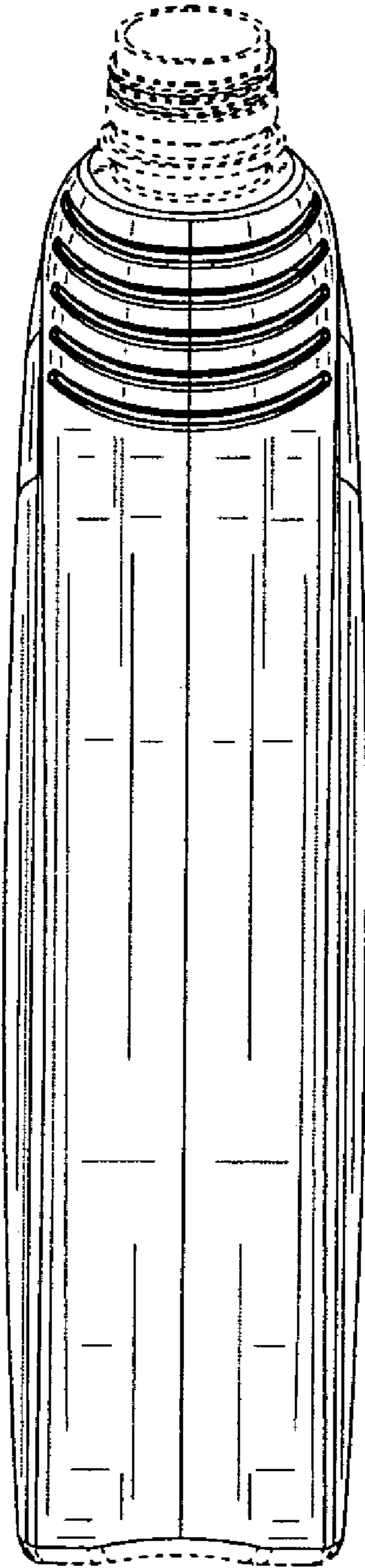


Fig. 2

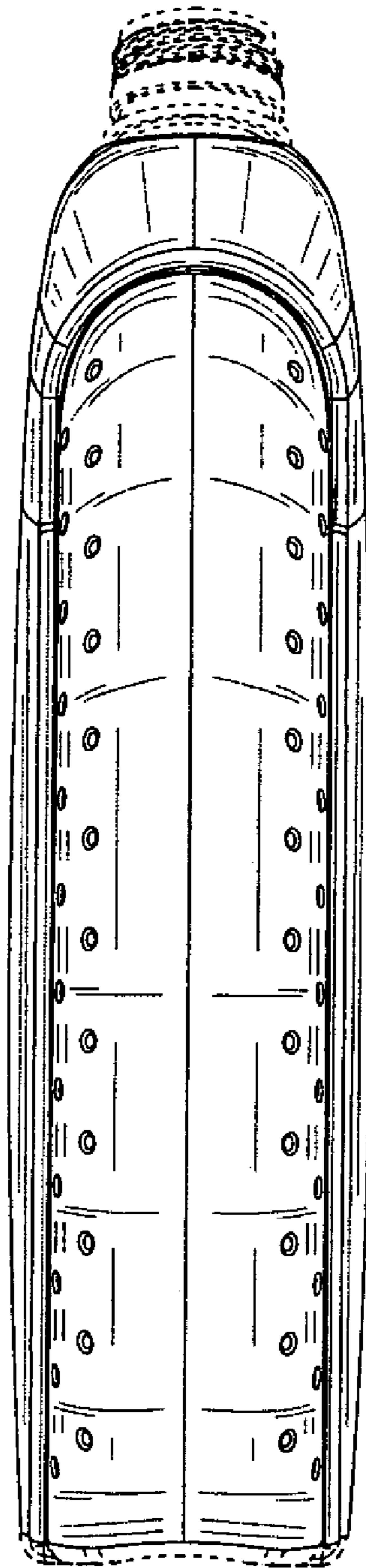


Fig. 3

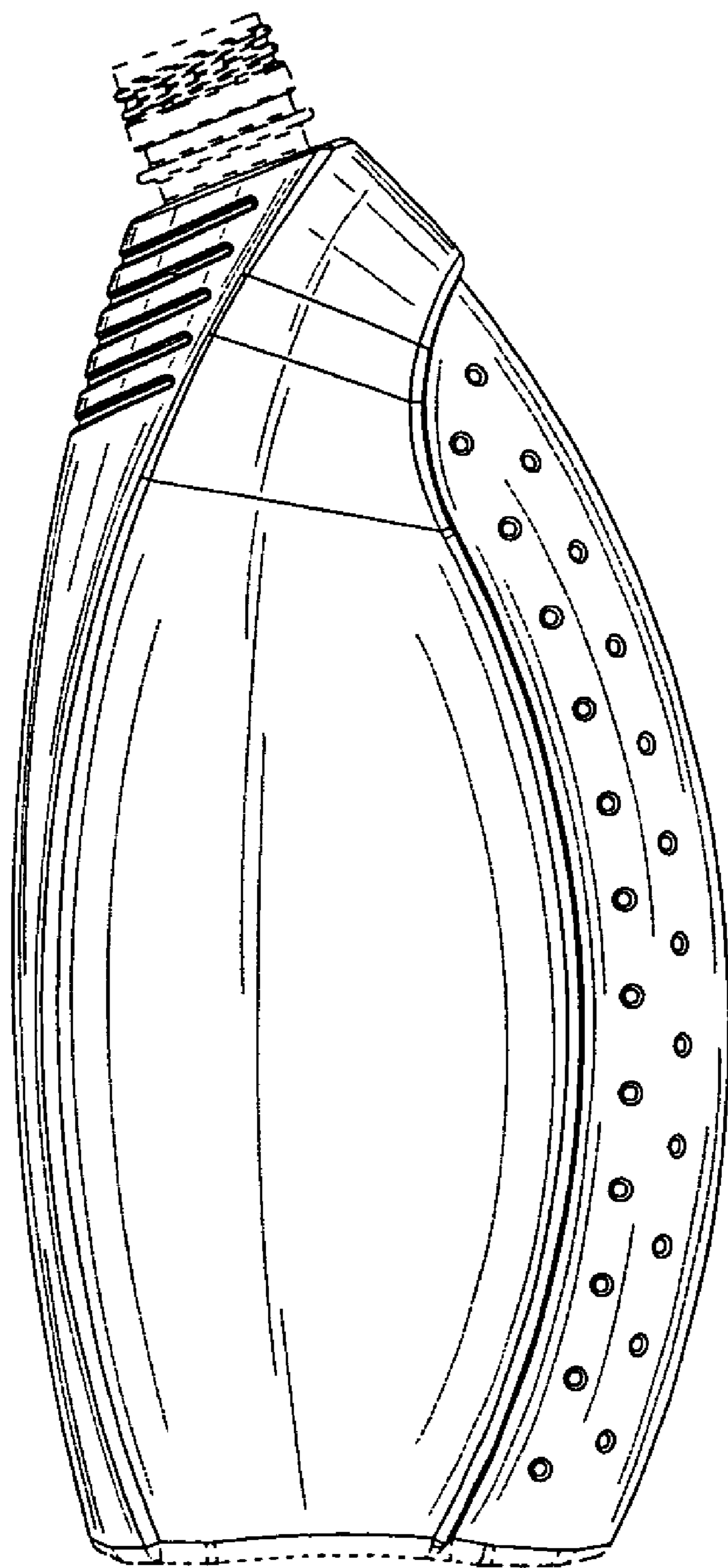


Fig. 4

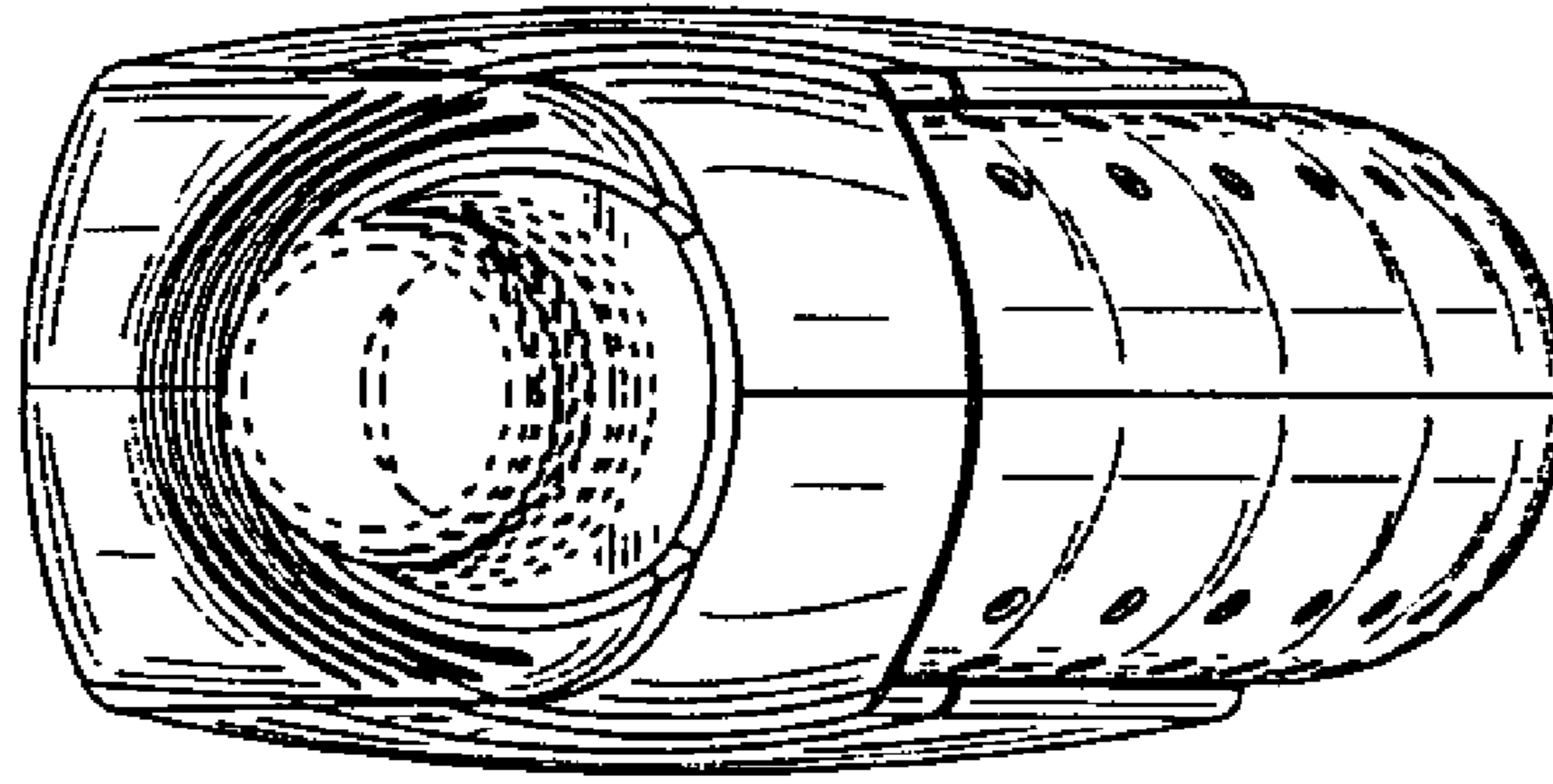


Fig. 5

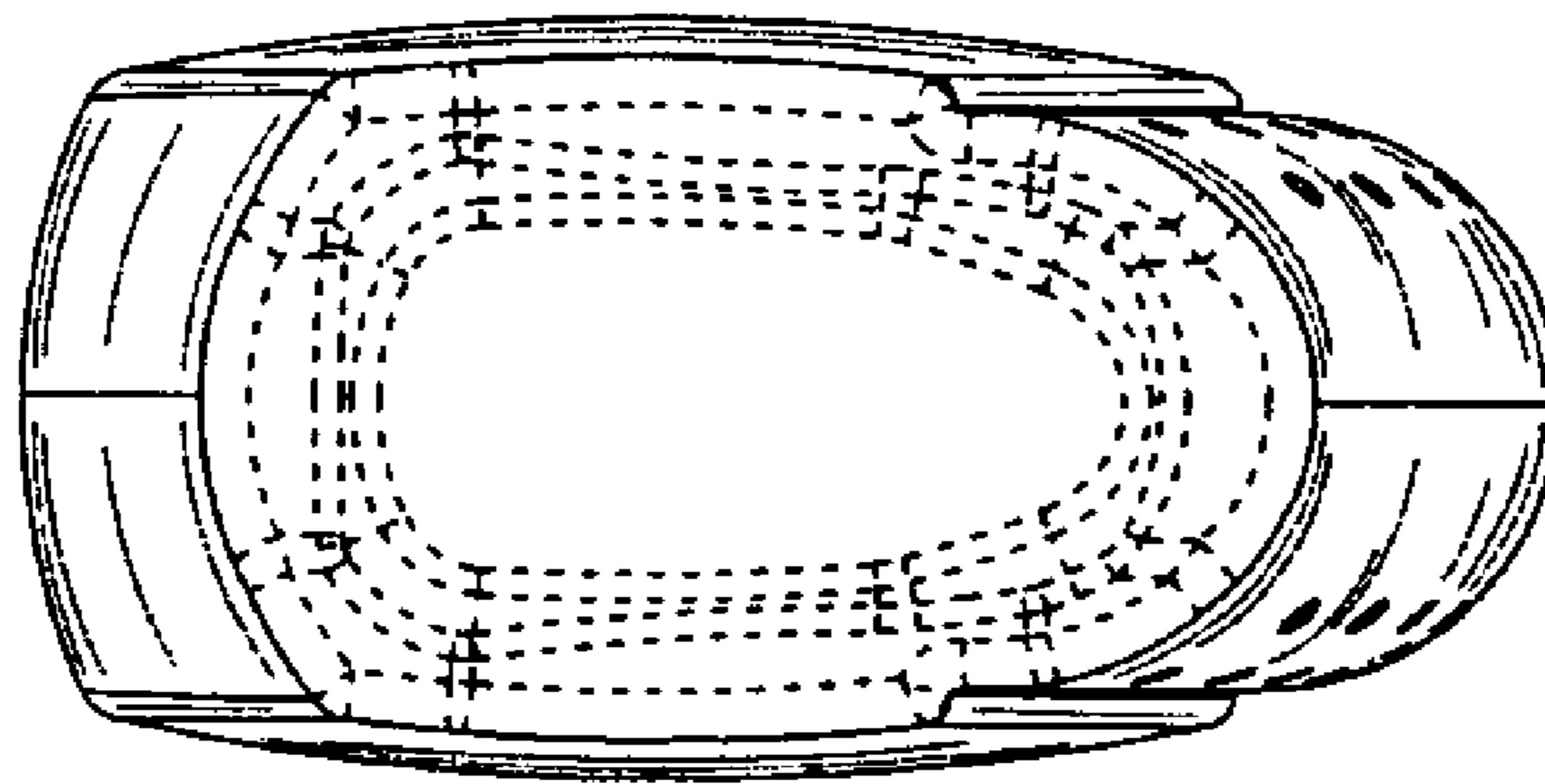


Fig. 6