

US00D552446S

(12) **United States Design Patent**
Cybulski et al.

(10) **Patent No.:** **US D552,446 S**

(45) **Date of Patent:** **** Oct. 9, 2007**

(54) **HANDLE**

(75) Inventors: **Eric R. Cybulski**, Woodbury, MN (US); **Arthur V. Lang**, Maplewood, MN (US); **Jacob J. Orak**, Minneapolis, MN (US); **Adriana Paiva**, Woodbury, MN (US); **Lowell C. Zeller**, Woodbury, MN (US)

(73) Assignee: **3M Innovative Properties Company**, St. Paul, MN (US)

(**) Term: **14 Years**

(21) Appl. No.: **29/246,184**

(22) Filed: **Mar. 10, 2006**

(51) **LOC (8) Cl.** **08-06**

(52) **U.S. Cl.** **D8/300**

(58) **Field of Classification Search** 8/14, 8/47, 97, 107, 300, 307, 308, 343, 499; D32/35, D32/40, 42, 48, 51, 52; D7/393, 395; D23/250, D23/252; D28/7, 63; 15/236.05, 236.06, 15/236.01, 143.1, 104.94
See application file for complete search history.

(56) **References Cited**

U.S. PATENT DOCUMENTS

856,188	A	*	6/1907	Lykken	188/239
D176,156	S		11/1955	Racket		
2,920,333	A	*	1/1960	Montague et al.	401/22
D244,345	S		5/1977	Poveromo		
4,148,318	A	*	4/1979	Meyer	604/3
D283,743	S		5/1986	Moser		
D302,780	S		8/1989	Himbert et al.		
4,927,283	A	*	5/1990	Fitjer	401/132
D310,754	S		9/1990	Gingras		
D324,901	S		3/1992	Bonnell		
5,520,430	A	*	5/1996	Clark, Jr.	294/57

D388,571	S	*	12/1997	Campbell	D32/42
D451,287	S		12/2001	Ingram		
D453,251	S		1/2002	Gringer et al.		
D453,599	S		2/2002	Backman et al.		
D462,179	S		9/2002	Lai et al.		
D464,861	S		10/2002	Chen		
D468,909	S		1/2003	Libman et al.		
D479,375	S		9/2003	Gringer et al.		
6,629,331	B2	*	10/2003	Panfili et al.	15/236.06
D482,874	S		12/2003	Dotterman		
D484,705	S		1/2004	Dotterman et al.		
D493,692	S		8/2004	Vito et al.		
D496,512	S		9/2004	Treacy		
D502,002	S	*	2/2005	Conway et al.	D4/138
D502,324	S		3/2005	Conway et al.		
D509,033	S		8/2005	Dotterman et al.		
D511,626	S		11/2005	Hay et al.		
D513,127	S		12/2005	Hay et al.		
D516,895	S	*	3/2006	Minkler et al.	D8/300
D524,499	S		7/2006	Dotterman et al.		
D527,855	S		9/2006	Williams		

* cited by examiner

Primary Examiner—Paula A. Greene

(74) *Attorney, Agent, or Firm*—David B. Patchett

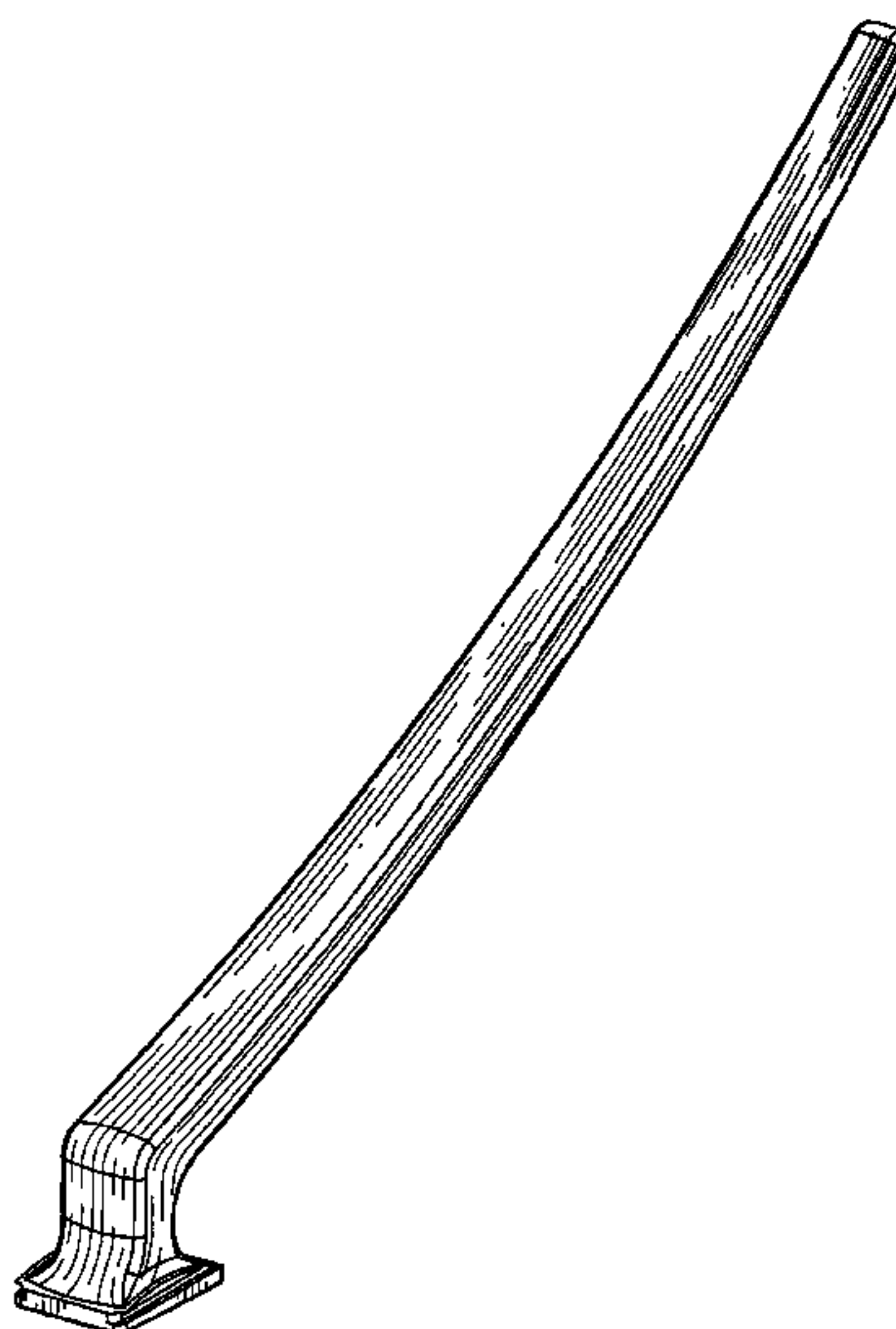
(57) **CLAIM**

The ornamental design for a handle, as shown and described.

DESCRIPTION

FIG. 1 is a perspective view of a design for a handle, showing a new design;
FIG. 2 is a front elevation view thereof;
FIG. 3 is a rear elevation view thereof;
FIG. 4 is a right side elevation view thereof, it being understood that the left side is a mirror image thereof;
FIG. 5 is a top plan view thereof; and,
FIG. 6 is a bottom plan view thereof.

1 Claim, 3 Drawing Sheets



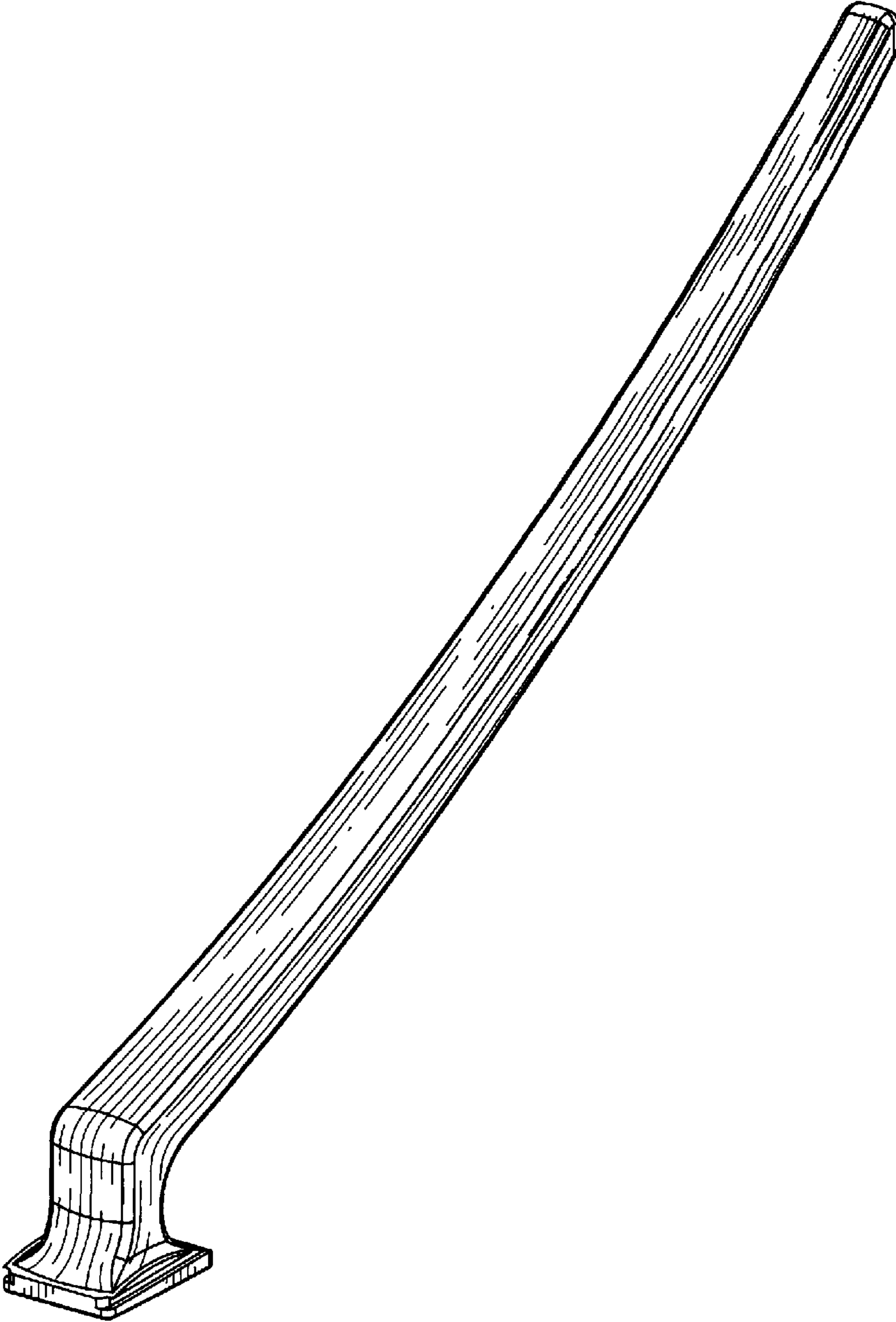


FIG. 1

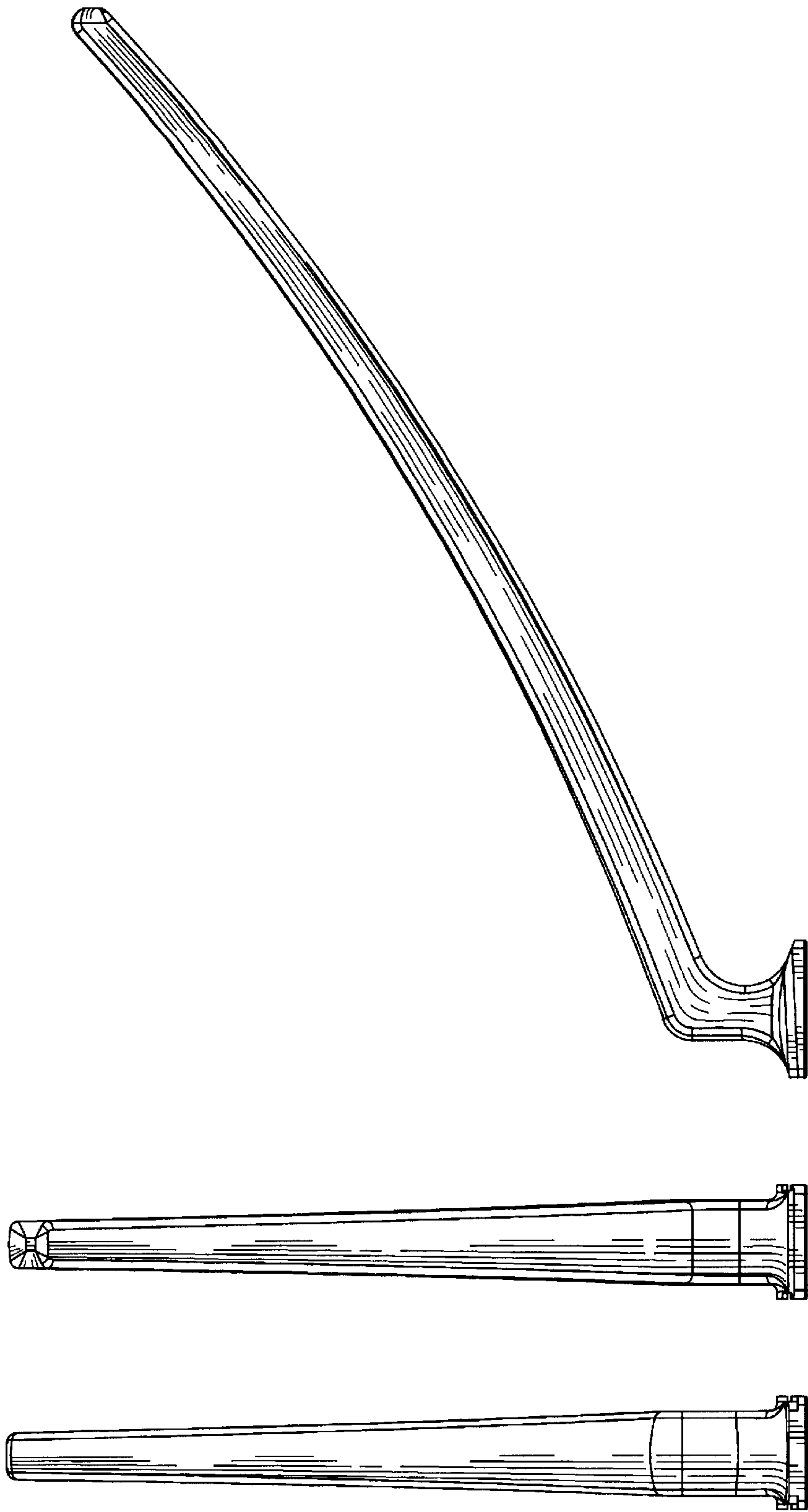


FIG. 4

FIG. 3

FIG. 2

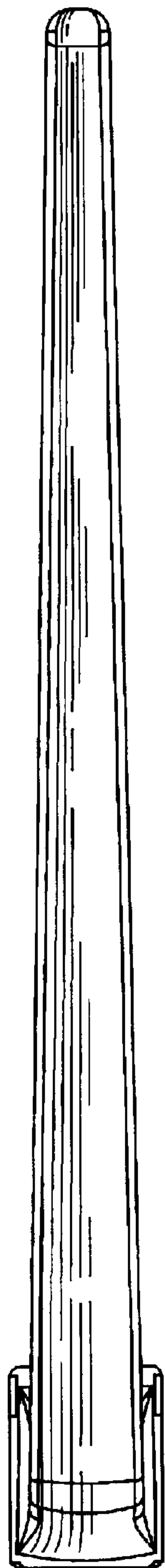


FIG. 5




FIG. 6