



US00D552442S

(12) **United States Design Patent**
Hutchings

(10) **Patent No.:** **US D552,442 S**

(45) **Date of Patent:** **** Oct. 9, 2007**

(54) **SUPER DEEP DEPTH SOCKET**

(76) **Inventor:** **Robert Hutchings**, 806 Singing Drum Dr., Henderson, NV (US) 89015

(**) **Term:** **14 Years**

(21) **Appl. No.:** **29/256,837**

(22) **Filed:** **Mar. 23, 2006**

(51) **LOC (8) Cl.** **85-05**

(52) **U.S. Cl.** **D8/29**

(58) **Field of Classification Search** D8/21-29, D8/81-87, 102-107, 98, 99, 55, 93, 94; 81/60-63.2, 81/177.1, 177.85, 177.8, 489, 125.1, 121.1, 81/119-120, 176.1, 186, 177.9, 185.1, 176.2, 81/165, 170, 3.35, 58.3, 3.45, 155; 206/378; 16/429, 441, 124.6; 7/100, 138, 168, 157
See application file for complete search history.

(56) **References Cited**

U.S. PATENT DOCUMENTS

4,344,340	A *	8/1982	Erickson	81/177.2
4,502,365	A *	3/1985	Hacker	81/124.6
5,035,162	A *	7/1991	Dougherty	81/124.4
D353,756	S *	12/1994	Graves	D8/29
D464,545	S *	10/2002	Marty et al.	D8/21
6,901,825	B1 *	6/2005	Lebron	81/124.2

D526,547	S *	8/2006	Houpe	D8/29
D542,109	S *	5/2007	Lebron	D8/70
2006/0230885	A1 *	10/2006	Olson	81/177.85

* cited by examiner

Primary Examiner—Raphael Barkai

Assistant Examiner—Randall H Gholson

(74) *Attorney, Agent, or Firm*—Russell S. Krajec; Krajec Patent Offices, LLC

(57) **CLAIM**

The ornamental design for a super deep depth socket, as shown and described.

DESCRIPTION

FIG. 1 is an isometric view of a super deep depth socket showing my new design.

FIG. 2 is a top view thereof.

FIG. 3 is a left side view thereof.

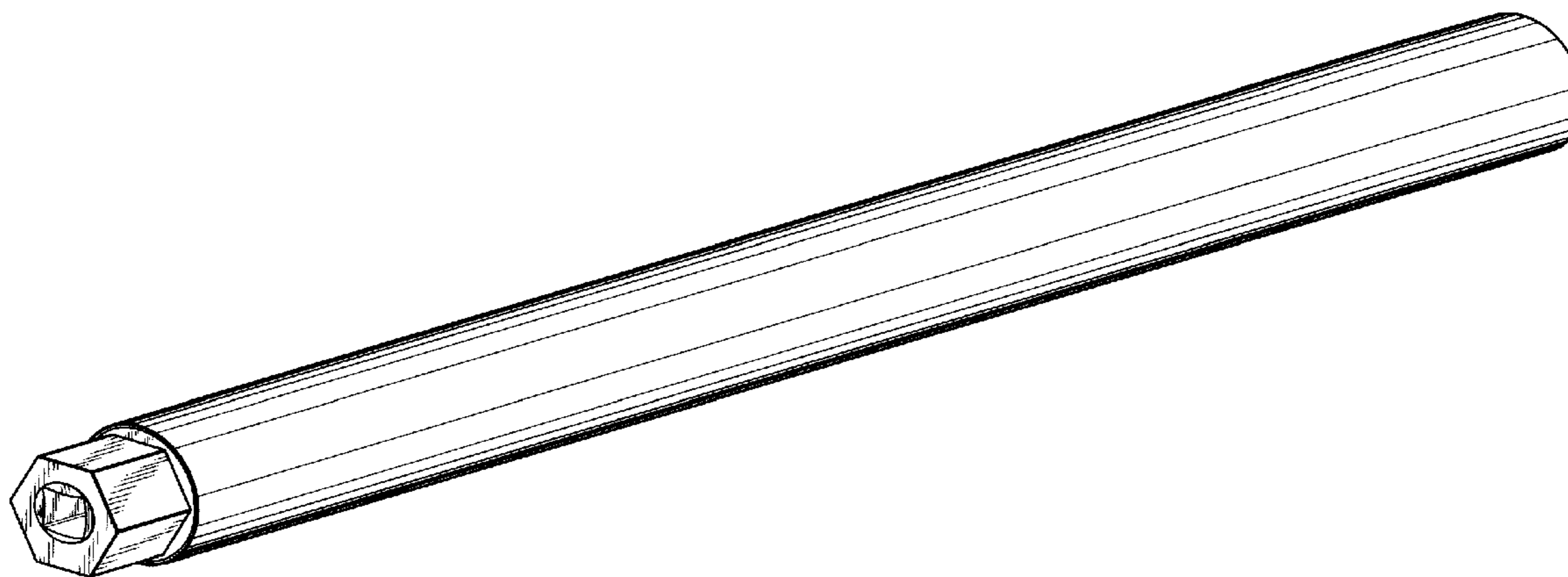
FIG. 4 is a front side view thereof.

FIG. 5 is a rear side view thereof.

FIG. 6 is a right side view thereof; and,

FIG. 7 is a bottom view thereof.

1 Claim, 4 Drawing Sheets



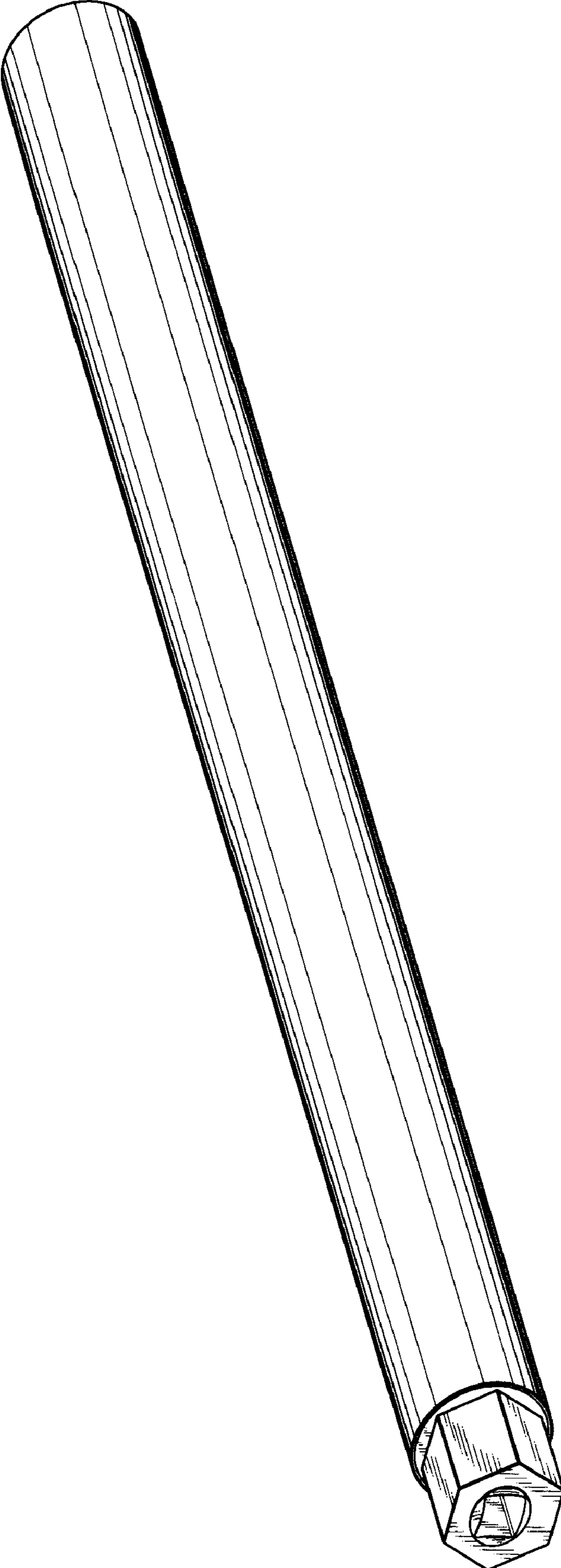


FIG. 1

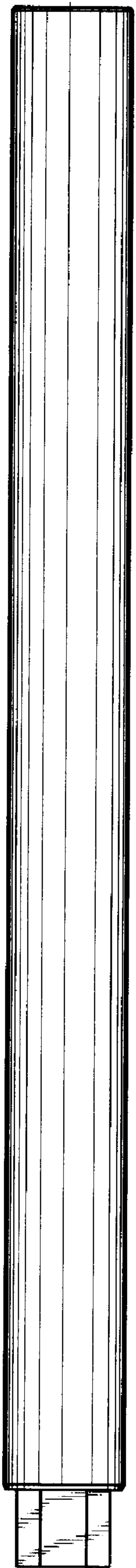


FIG. 2

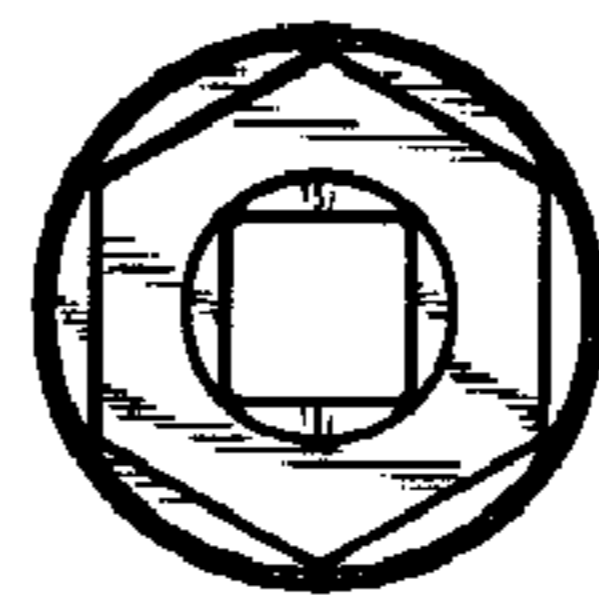


FIG. 3

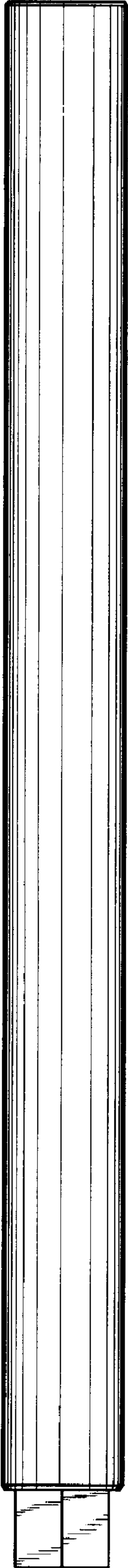


FIG. 4




FIG. 5

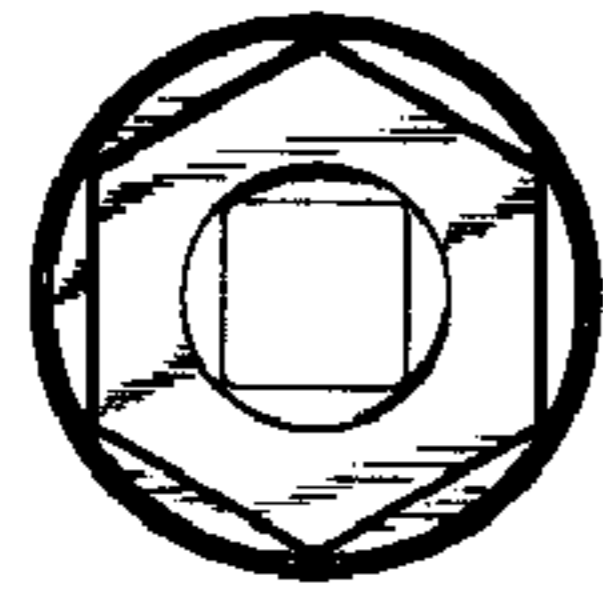


FIG. 6

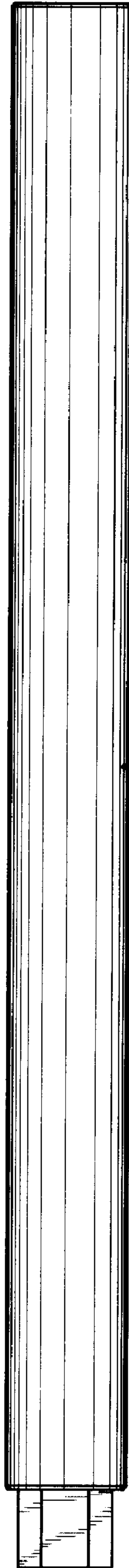


FIG. 7