



US00D552440S

(12) **United States Design Patent**
Wu

(10) **Patent No.:** **US D552,440 S**

(45) **Date of Patent:** **** Oct. 9, 2007**

(54) **SPANNER**

(75) **Inventor:** **Arthur Wu**, Taichung Hsien (TW)

(73) **Assignee:** **Proxene Tools Co., Ltd.**, Shen Kang Hsiang, Taichung (TW)

(**) **Term:** **14 Years**

(21) **Appl. No.:** **29/263,507**

(22) **Filed:** **Jul. 25, 2006**

(51) **LOC (8) Cl.** **08-05**

(52) **U.S. Cl.** **D8/28**

(58) **Field of Classification Search** D8/17,
D8/21-29, 81-87, 102-107, 98-99, 55, 93,
D8/94; 81/60-63.2, 177.1, 177.85, 177.8,
81/489, 125.1, 121.1, 119-120, 176.1, 176.2,
81/165, 170, 3.35, 58, 3.45, 155, 186, 177.9,
81/185.1; 206/378; 16/429, 441, 124.6;
7/100, 138, 168, 157

See application file for complete search history.

(56) **References Cited**

U.S. PATENT DOCUMENTS

5,586,378 A * 12/1996 Smith 29/257
D388,296 S * 12/1997 Wei D8/28

6,134,990 A * 10/2000 Ling et al. 81/60
6,409,152 B1 * 6/2002 Bagley 254/18
6,575,059 B2 * 6/2003 Liu 81/60
7,066,057 B2 * 6/2006 Hsien 81/119
2003/0097913 A1 * 5/2003 Hu 81/60

* cited by examiner

Primary Examiner—Raphael Barkai
Assistant Examiner—Randall H Gholson

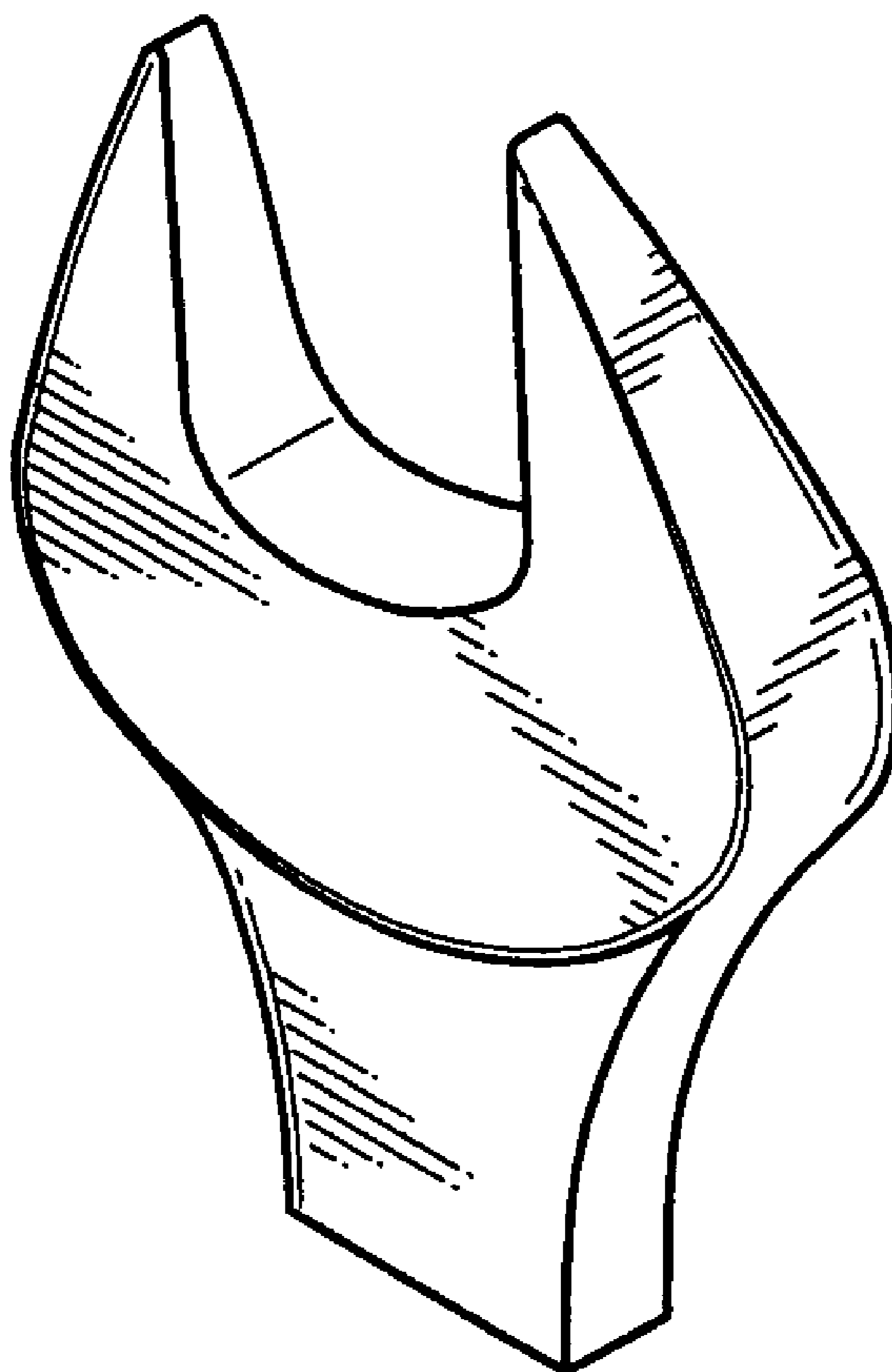
(57) **CLAIM**

The ornamental design for a spanner, as shown and described.

DESCRIPTION

FIG. 1 is a perspective view of a spanner showing my new design;
FIG. 2 is a front elevational view thereof;
FIG. 3 is a rear elevational view thereof;
FIG. 4 is a left side view thereof;
FIG. 5 is a right side view thereof;
FIG. 6 is a top plan view thereof; and,
FIG. 7 is a bottom plan view thereof.

1 Claim, 4 Drawing Sheets



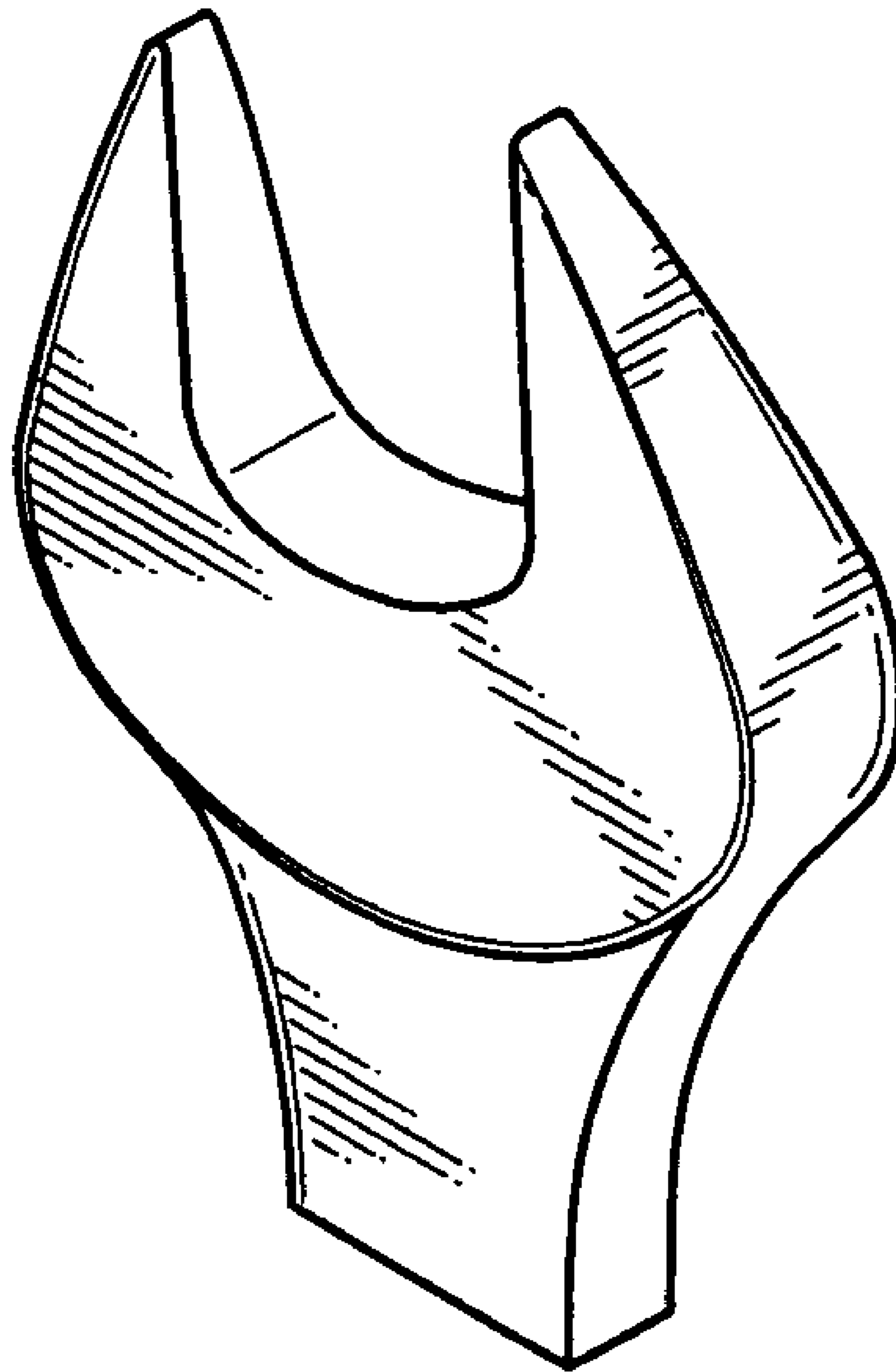


FIG. 1

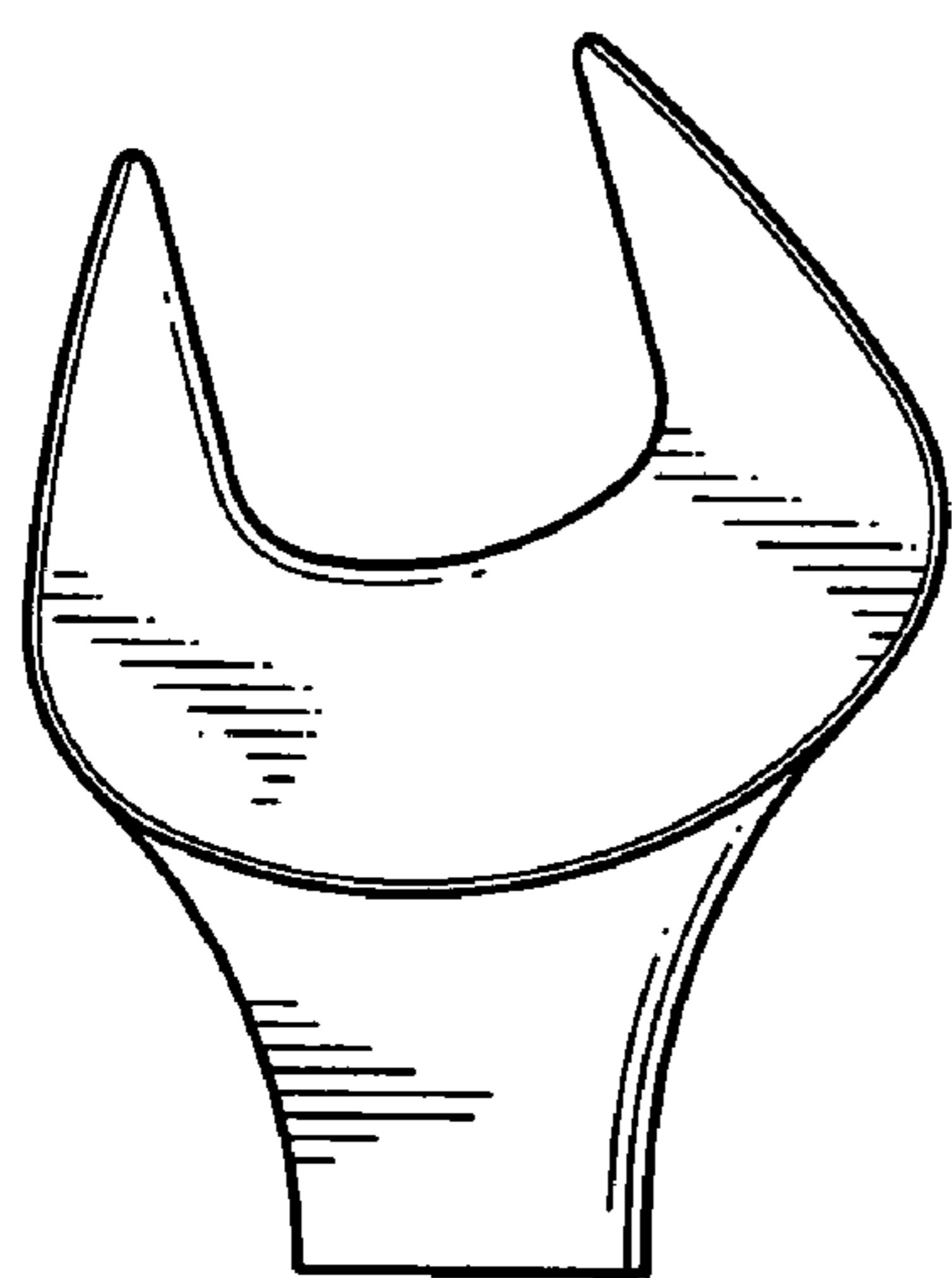


FIG. 2

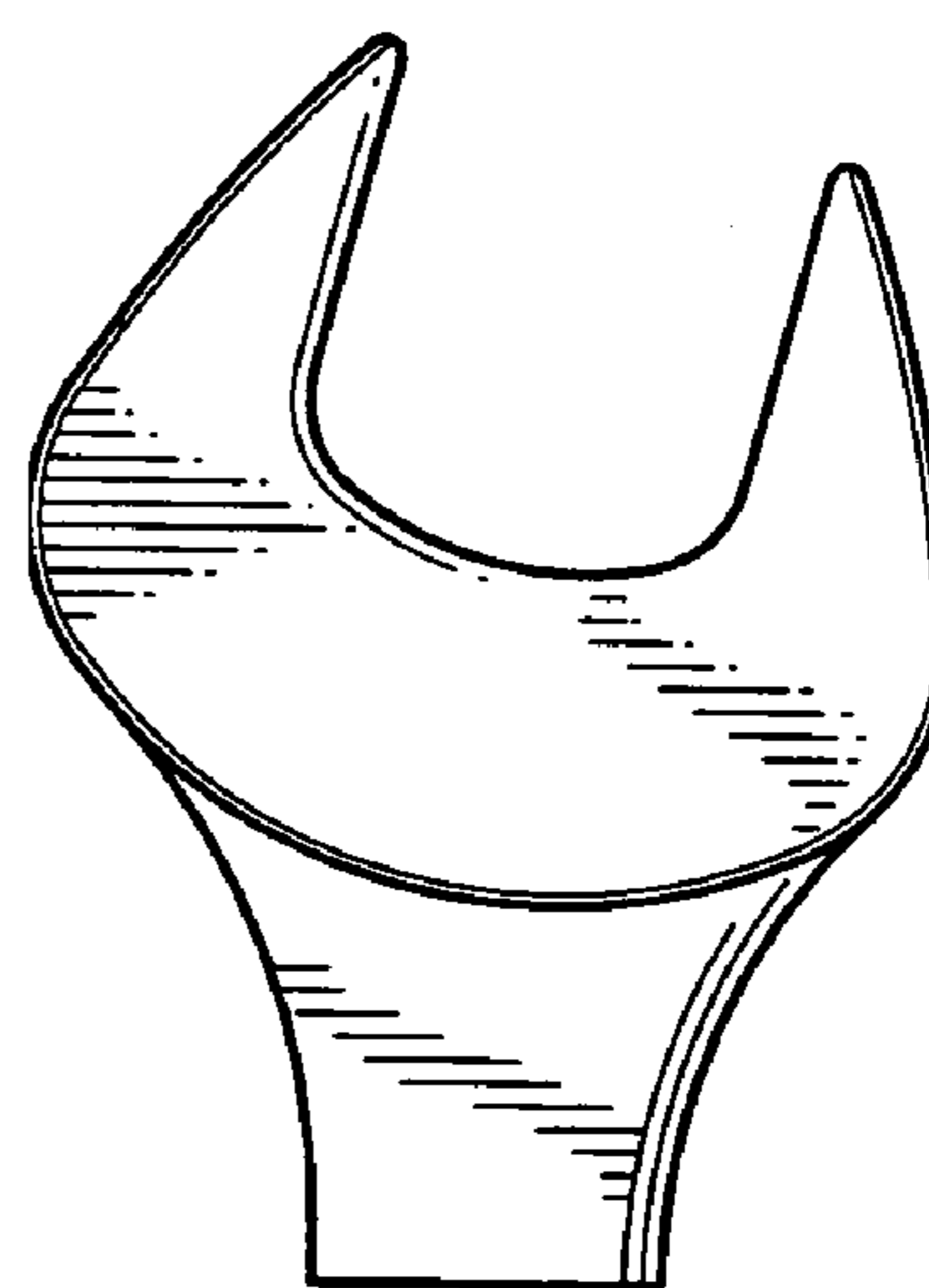


FIG. 3

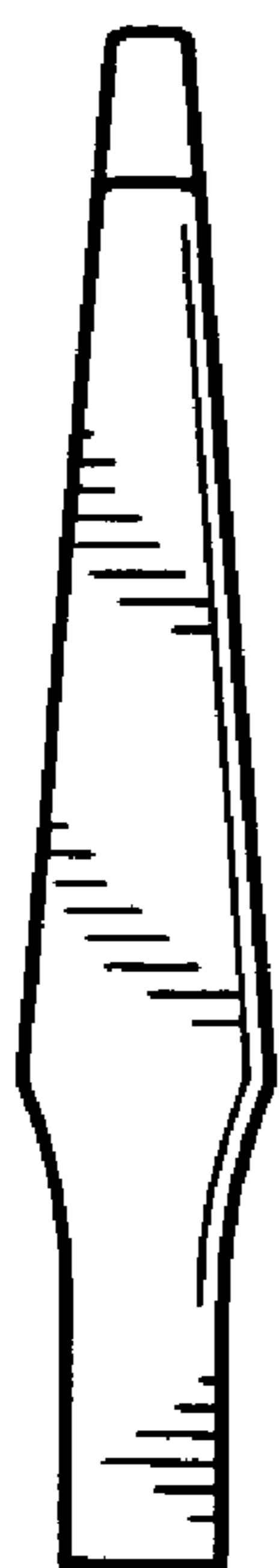


FIG. 4

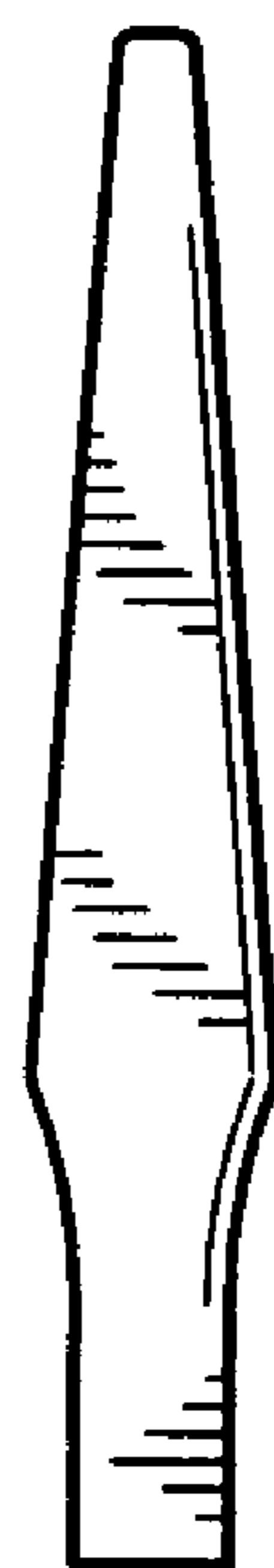


FIG. 5



FIG. 6




FIG. 7

UNITED STATES PATENT AND TRADEMARK OFFICE
CERTIFICATE OF CORRECTION

PATENT NO. : Des. 552,440 C1
APPLICATION NO. : 90/010245
DATED : August 3, 2010
INVENTOR(S) : Wu

Page 1 of 1

It is certified that error appears in the above-identified patent and that said Letters Patent is hereby corrected as shown below:

Page 2, delete:

“The patentability of the single design claim is confirmed.


1. The ornamental design for a spanner, as shown and described.”

and replace with

--The single design claim is cancelled--.

Signed and Sealed this

Twenty-sixth Day of October, 2010



David J. Kappos
Director of the United States Patent and Trademark Office



US00D552440C1

(12) **EX PARTE REEXAMINATION CERTIFICATE** (7664th)
United States Patent
Wu

(10) **Number:** **US D552,440 C1**
(45) **Certificate Issued:** **Aug. 3, 2010**

(54) **SPANNER**
(75) **Inventor:** **Arthur Wu**, Taichung Hsien (TW)
(73) **Assignee:** **Proxene Tools Co., Ltd.**, She Kou Village, Shen Kang Hsiang, Taichung (TW)

(58) **Field of Classification Search** D8/21-28;
81/119, 120, 121.1, 177.1, 179, 186
See application file for complete search history.

(56) **References Cited**

U.S. PATENT DOCUMENTS

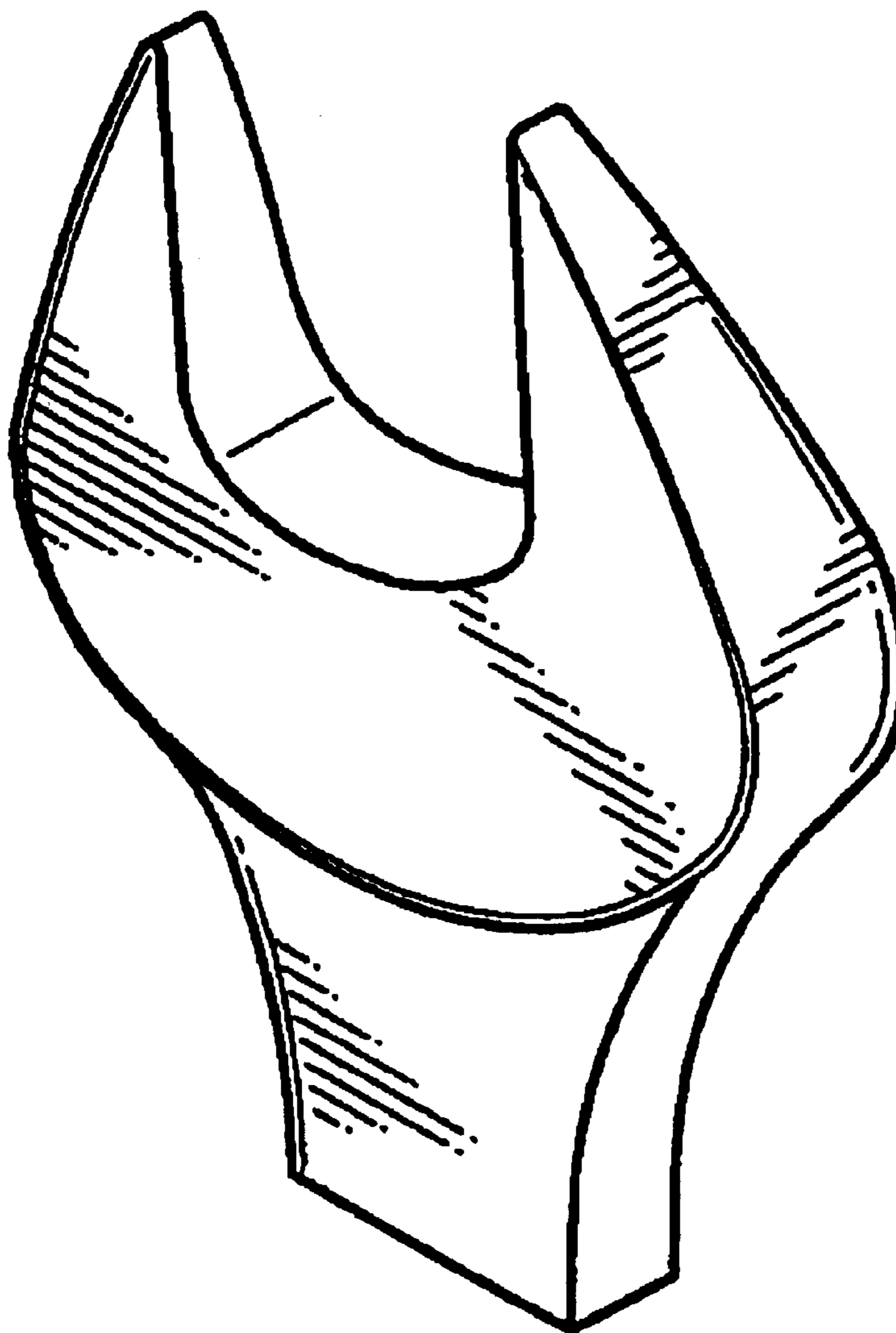
1,261,565	A	4/1918	Leitnar	
2,687,056	A	8/1954	Foor	
2,937,551	A *	5/1960	Akers	81/179
D299,206	S	1/1989	Krapowicz et al.	
6,477,759	B2 *	11/2002	Hu	29/527.2
6,732,616	B2 *	5/2004	Lin	81/179
6,907,805	B2 *	6/2005	Wright et al.	81/119
D519,009	S	4/2006	Hsieh	
7,066,057	B2 *	6/2006	Hsien	81/119
2006/0196318	A1 *	9/2006	Teng	81/121.1

Reexamination Request:
No. 90/010,245, Aug. 15, 2008

Reexamination Certificate for:
Patent No.: **Des. 552,440**
Issued: **Oct. 9, 2007**
Appl. No.: **29/263,507**
Filed: **Jul. 25, 2006**

(51) **LOC (9) Cl.** **08-05**
(52) **U.S. Cl.** **D8/28**

* cited by examiner
Primary Examiner—Adir Aronovich



**EX PARTE
REEXAMINATION CERTIFICATE
ISSUED UNDER 35 U.S.C. 307**

AS A RESULT OF REEXAMINATION, IT HAS BEEN
DETERMINED THAT:

The patentability of the single design claim is confirmed.

1. The ornamental design for a spanner, as shown and
described.

* * * * *