



US00D552430S

(12) **United States Design Patent**  
**Chen**

(10) **Patent No.:** **US D552,430 S**

(45) **Date of Patent:** **\*\* Oct. 9, 2007**

(54) **KNIFE**

D515,387 S \* 2/2006 Hung ..... D8/80  
D525,088 S \* 7/2006 Fort et al. .... D7/652  
D532,275 S \* 11/2006 Lin ..... D8/107

(76) Inventor: **Kuo-Chang Chen**, No. 469-4, Chung Shan Rd., Hsi Kang Hsiang, Tainan Hsien (TW)

(\*\*) Term: **14 Years**

(21) Appl. No.: **29/268,802**

(22) Filed: **Nov. 13, 2006**

(51) **LOC (8) Cl.** ..... **07-03**

(52) **U.S. Cl.** ..... **D7/649**

(58) **Field of Classification Search** ..... D4/138;  
D7/393, 395, 401.2, 642-646, 649-653, 662-664,  
D7/688, 695-696; D8/10, 36, 75, 80, 83,  
D8/87, 98, 99, 102, 107, 300, 303; D18/34.9;  
D22/118; 30/123.5-123.7, 124-125, 128,  
30/142-143, 147-149, 169, 304, 316, 329,  
30/340, 342-346, 353, 355, 394

See application file for complete search history.

(56) **References Cited**

**U.S. PATENT DOCUMENTS**

D148,049 S \* 12/1947 Caldwell ..... D8/99  
D303,603 S \* 9/1989 Zimmerman ..... D7/650  
D309,849 S \* 8/1990 Callinan ..... D7/649  
D399,699 S \* 10/1998 Stokes ..... D7/401.2  
D403,559 S \* 1/1999 Terenzio ..... D7/650  
D420,258 S \* 2/2000 Leo et al. .... D7/649  
D499,943 S \* 12/2004 Malvoisin et al. .... D7/696  
D500,233 S \* 12/2004 Overthun ..... D7/650

**OTHER PUBLICATIONS**

Wusthof Culinar Series   <http://web.archive.org/web/20041214031011/http://www.wusthof.com/> via WayBack Machine of the Internet's Archive   Dec. 14, 2004.\*

\* cited by examiner

*Primary Examiner*—Cathron C. Brooks

*Assistant Examiner*—Ricky Pham

(74) *Attorney, Agent, or Firm*—Stetina Brunda Garred & Brucker

(57) **CLAIM**

The ornamental design for a knife, as shown.

**DESCRIPTION**

FIG. 1 is a perspective view of a knife in accordance with my new design;

FIG. 2 is a front view of the knife in FIG. 1;

FIG. 3 is a rear view of the knife in FIG. 1;

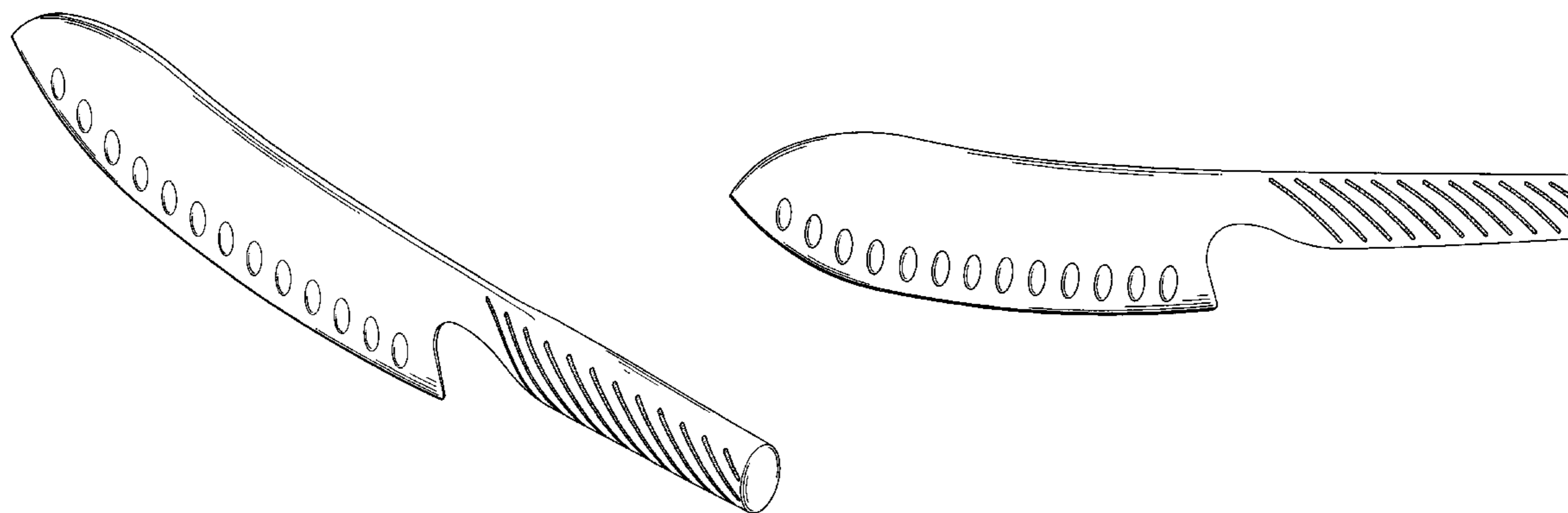
FIG. 4 is an enlarged left side view of the knife in FIG. 1;

FIG. 5 is an enlarged right side view of the knife in FIG. 1

FIG. 6 is a top view of the knife in FIG. 1; and,

FIG. 7 is a bottom view of the knife in FIG. 1.

**1 Claim, 4 Drawing Sheets**



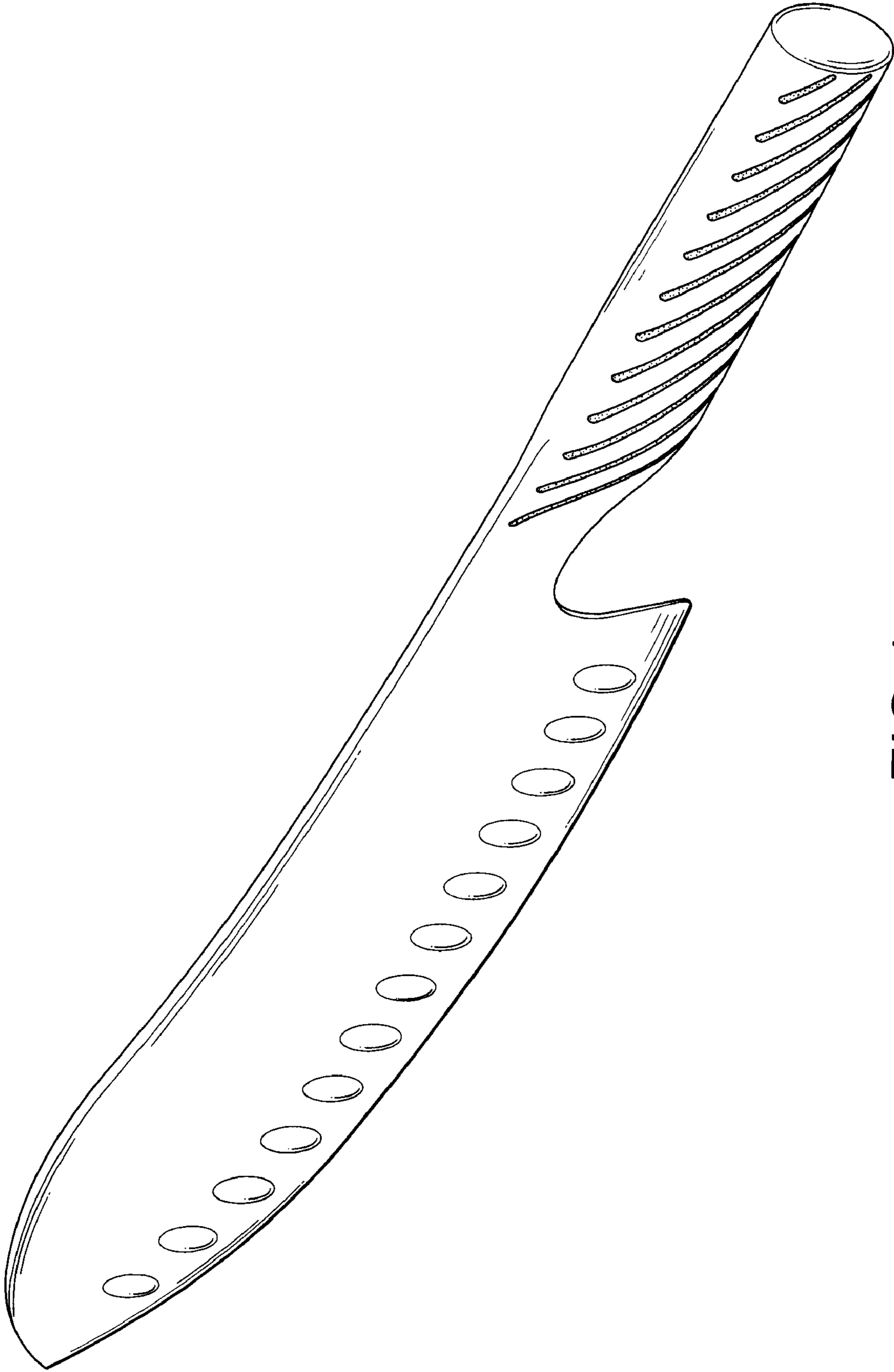


FIG.1

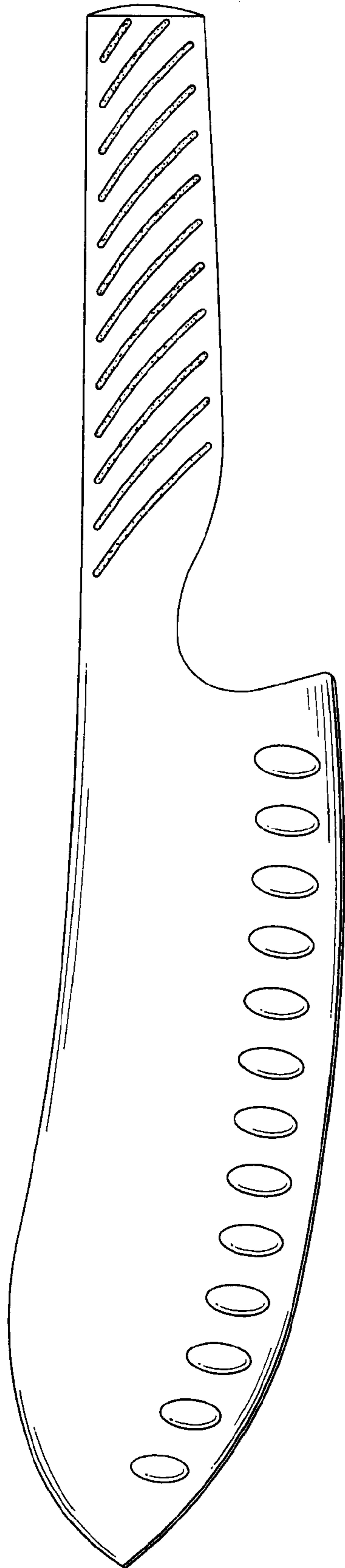


FIG. 2

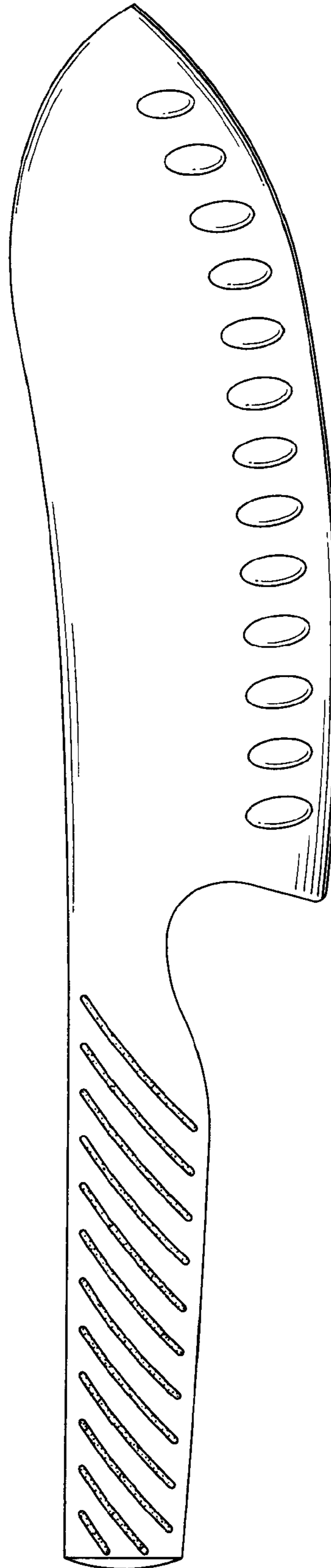


FIG. 3

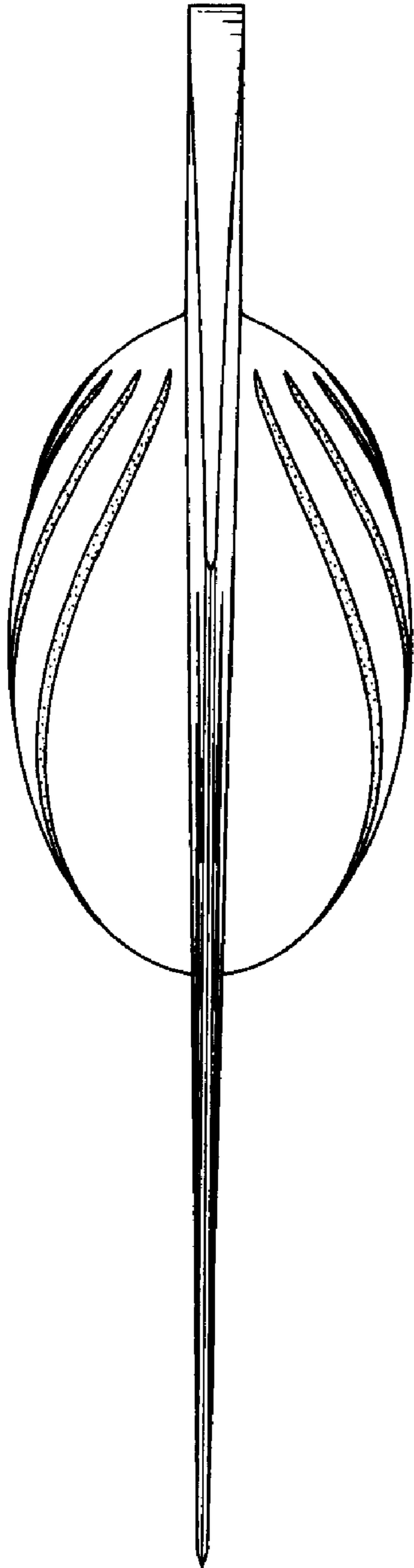


FIG. 4

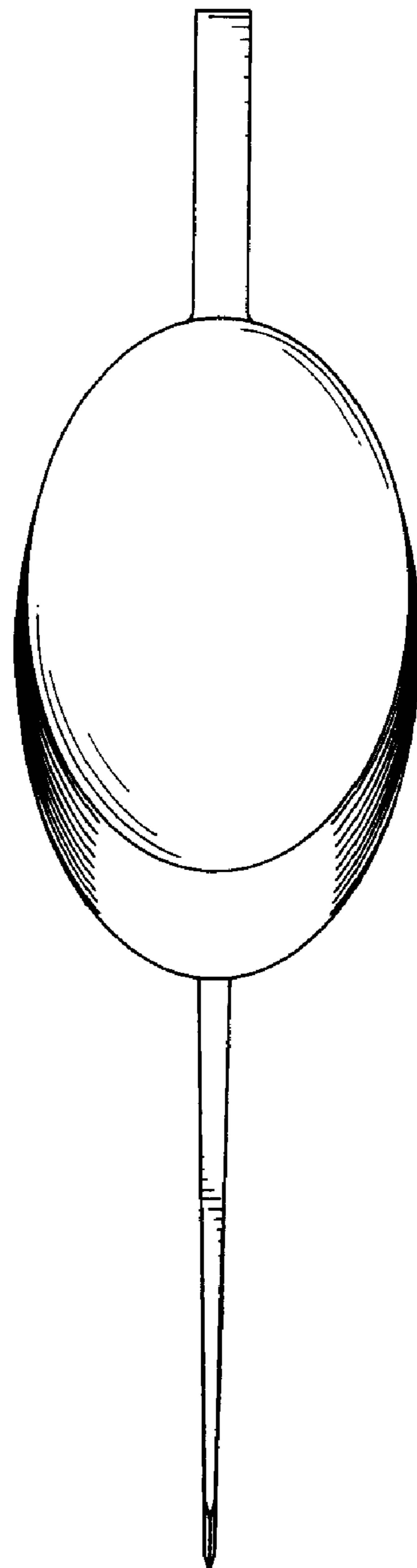


FIG. 5

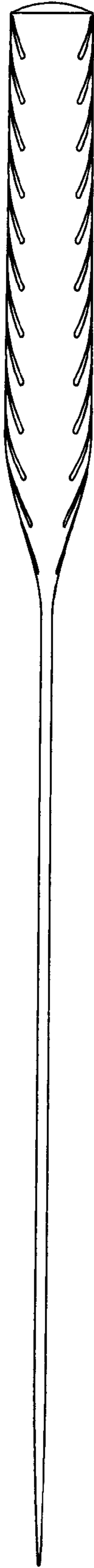


FIG.6




FIG.7