



US00D552415S

(12) **United States Design Patent**  
**McRorie, III**

(10) **Patent No.:** **US D552,415 S**

(45) **Date of Patent:** **\*\* Oct. 9, 2007**

(54) **UTENSIL HANDLE**

(75) Inventor: **Robert G. McRorie, III**, Huntersville, NC (US)

(73) Assignee: **Rubbermaid Incorporated**, Huntersville, NC (US)

(\*\*) Term: **14 Years**

(21) Appl. No.: **29/266,507**

(22) Filed: **Sep. 22, 2006**

(51) **LOC (8) Cl.** ..... **07-02**

(52) **U.S. Cl.** ..... **D7/393**

(58) **Field of Classification Search** ..... D7/393-395,  
D7/682, 683, 688-691, 693, 381, 664; D8/107,  
D8/307; D4/138, 129; 16/110.1, 430, 431;  
30/340

See application file for complete search history.

(56) **References Cited**

**U.S. PATENT DOCUMENTS**

D210,319 S	*	2/1968	Wallance	.....	D7/664
D268,244 S	*	3/1983	Morin	.....	D7/691
D274,777 S	*	7/1984	Wolff	.....	D7/691
D413,772 S	*	9/1999	Durbin	.....	D7/688
D419,041 S	*	1/2000	Frank	.....	D7/688
D440,130 S	*	4/2001	Armstrong et al.	.....	D7/691
D467,137 S	*	12/2002	Gross	.....	D7/691
D474,658 S	*	5/2003	Gross	.....	D7/683
D482,930 S	*	12/2003	Lin	.....	D7/395
D511,897 S	*	11/2005	Berti	.....	D4/138
D512,569 S	*	12/2005	Berti	.....	D4/138

**OTHER PUBLICATIONS**

On-line food service catalog for Vollrath; "Kitchen Essentials"; from www.vollrath.com; 2 pages; undated -admitted prior art.

On-line food service catalog for Vollrath; "Spoons"; from www.vollrath.com; 1 page; undated-admitted prior art.

On-line food service catalog for Vollrath; "Ladies"; from www.vollrath.com; 2 pages; undated -admitted prior art.

On-line food service catalog for Vollrath; "Spoodle®"; from www.vollrath.com; 1 page; undated -admitted prior art.

\* cited by examiner

*Primary Examiner*—Holly H. Baynham

*Assistant Examiner*—Cynthia M. Chin

(74) *Attorney, Agent, or Firm*—Lempia Forman LLC

(57) **CLAIM**

The ornamental design for a "utensil handle," as shown and described.

**DESCRIPTION**

FIG. 1 is a perspective view showing a front and left side view of an ornamental design for a utensil handle;

FIG. 2 is a front view of the utensil handle shown in FIG. 1;

FIG. 3 is a right side view of the utensil handle shown in FIG. 1, the left side view being a mirror image thereof;

FIG. 4 is a rear view of the utensil handle shown in FIG. 1;

FIG. 5 is a top end view of the utensil handle shown in FIG. 1;

FIG. 6 is a bottom end view of the utensil handle shown in FIG. 1; and

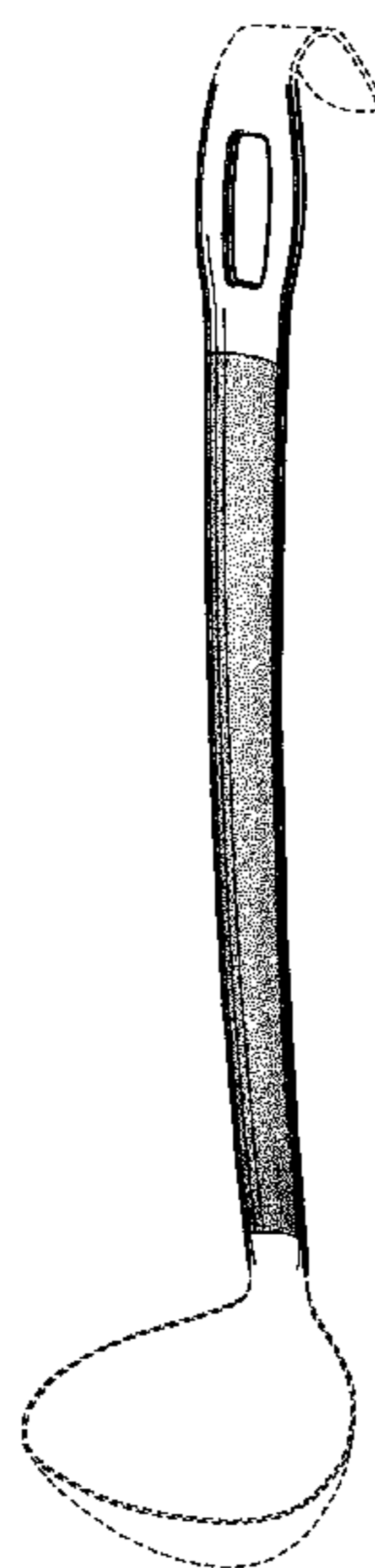
FIG. 7 is a perspective view showing a front and left side of a second embodiment of my new design;

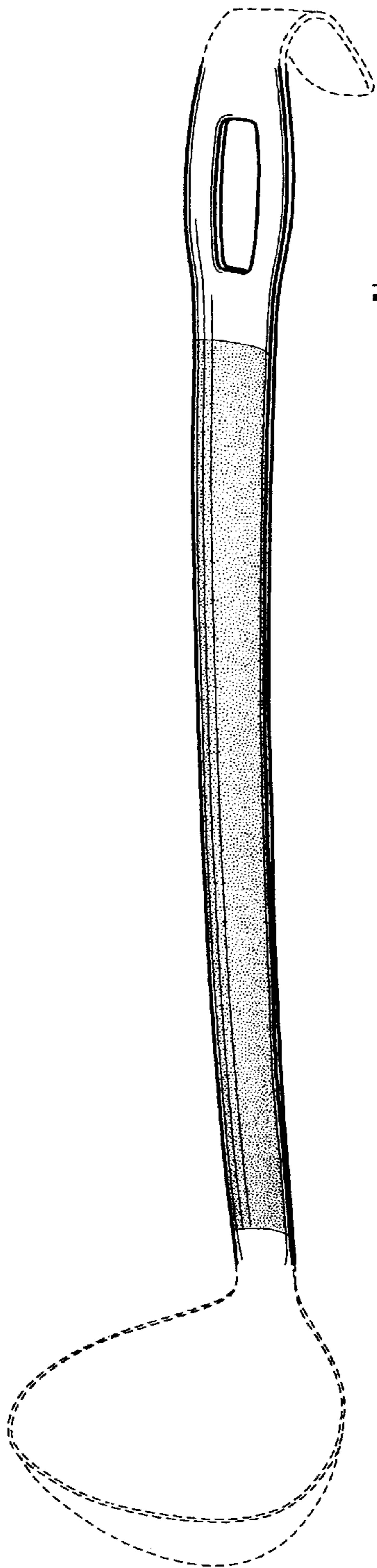
FIG. 8 is a perspective view showing a front and left side of a third embodiment of my new design; and,

FIG. 9 is a perspective view showing a front and left side of a fourth embodiment of my new design.

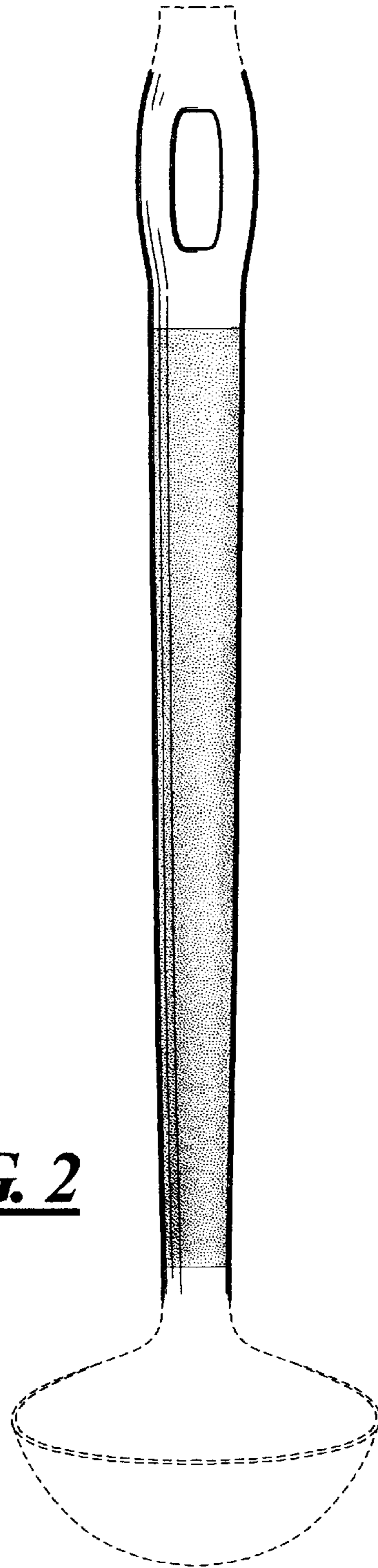
The broken lines are included for the purpose of illustrating environment and form no part of the claimed design.

**1 Claim, 4 Drawing Sheets**



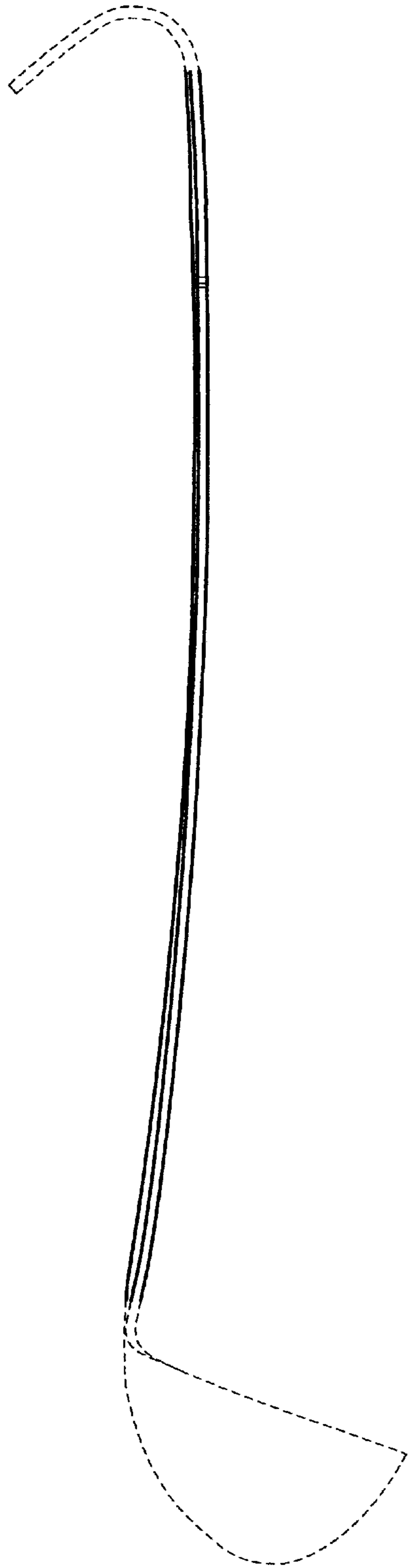


**FIG. 1**

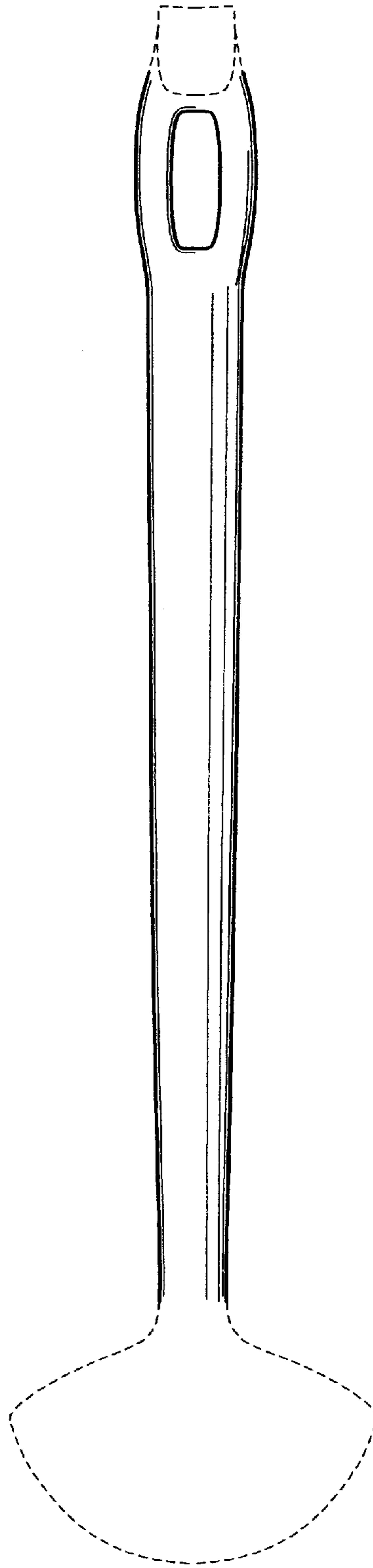


**FIG. 2**

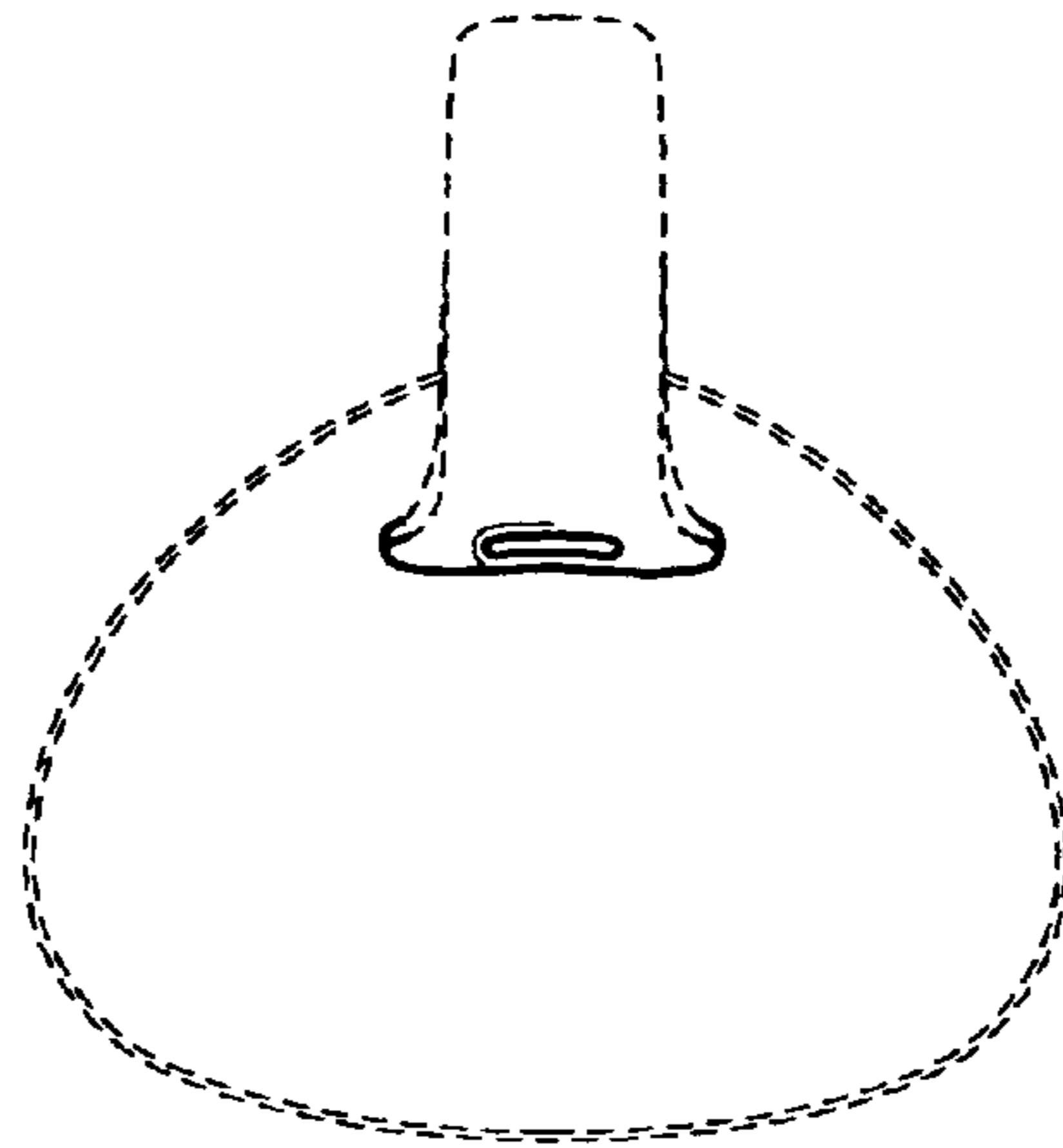
**FIG. 3**



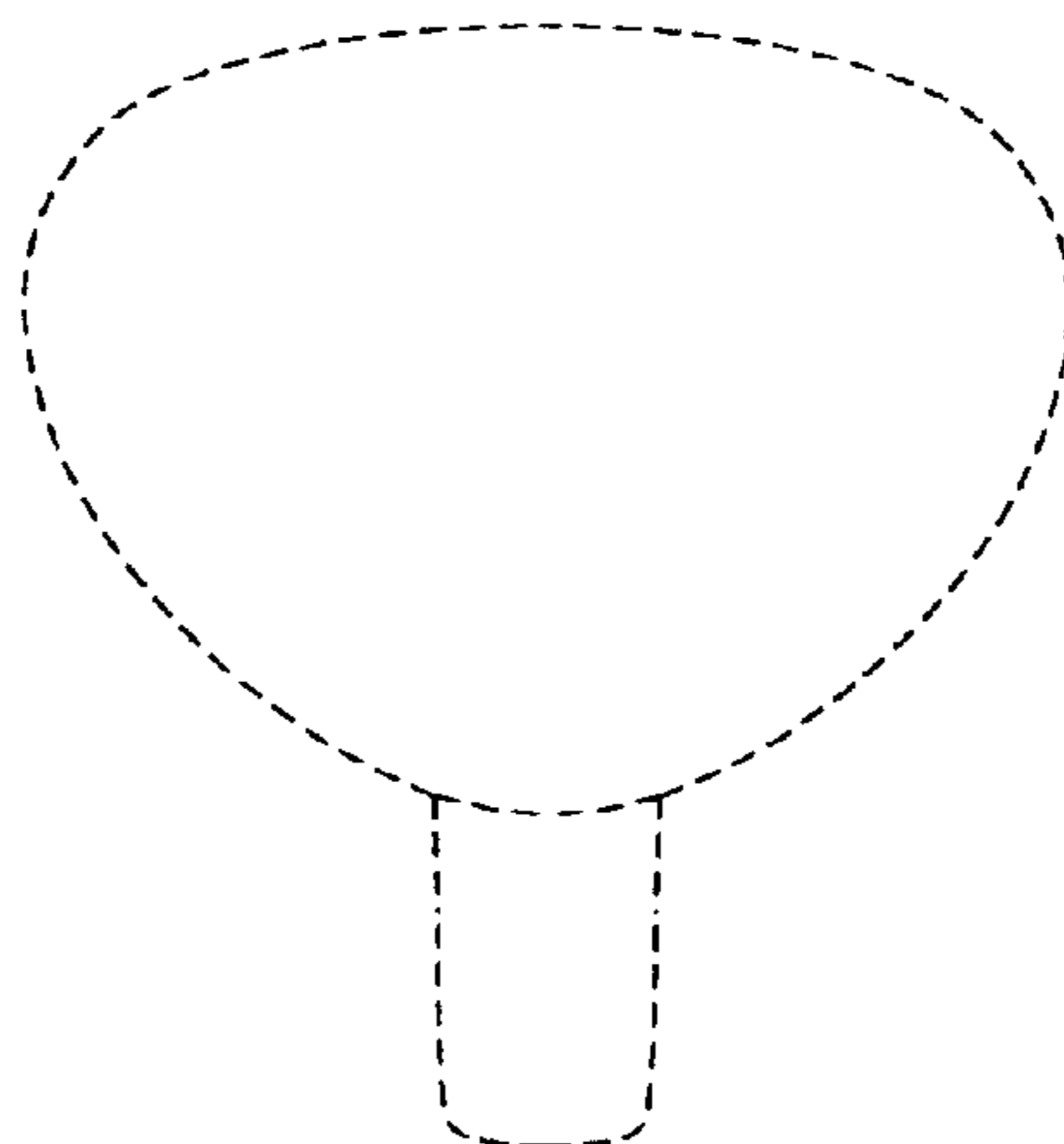
**FIG. 4**



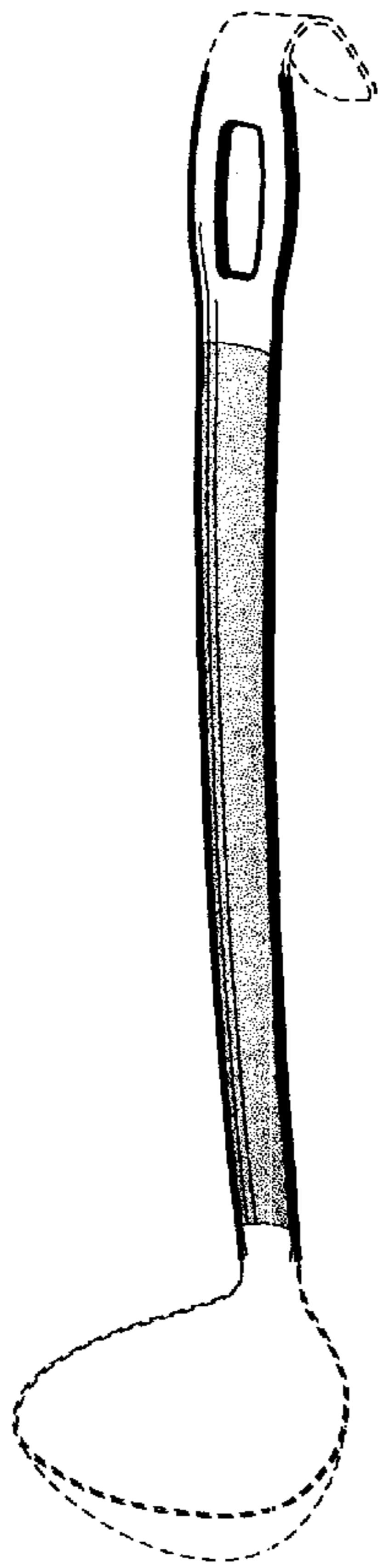
**FIG. 5**



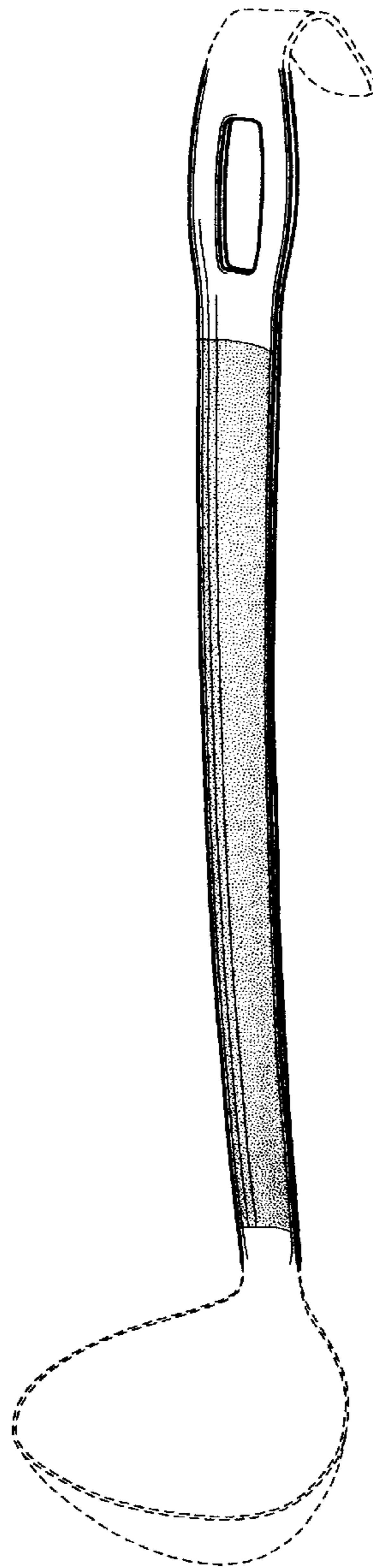
**FIG. 6**



**FIG. 7**



**FIG. 8**



**FIG. 9**

