



US00D552408S

(12) **United States Design Patent**
Pino et al.

(10) **Patent No.:** **US D552,408 S**

(45) **Date of Patent:** **** Oct. 9, 2007**

(54) **APPLIANCE TRIM**

(75) Inventors: **Giovanni Pino**, Delray Beach, FL (US);
Allen D. Wong, Benton Harbor, MI
(US); **Eric C. Irwin**, St. Joseph, MI
(US); **Ryan L. Wilday**, San Diego, CA
(US); **Peter D. Wendel**, Monroe, WA
(US)

(73) Assignee: **Whirlpool Corporation**, Benton
Harbor, MI (US)

(**) Term: **14 Years**

(21) Appl. No.: **29/234,102**

(22) Filed: **Jul. 13, 2005**

(51) **LOC (8) Cl.** **07-02**

(52) **U.S. Cl.** **D7/346**

(58) **Field of Classification Search** D7/339-348;
126/39, 39 J, 39 R, 214 C; 219/450.1
See application file for complete search history.

(56) **References Cited**

U.S. PATENT DOCUMENTS

2,571,741 A * 10/1951 Mayer 126/214 C

D462,866 S * 9/2002 Resuello et al. D7/346
D511,927 S * 11/2005 Grutzke et al. D7/346
D513,922 S * 1/2006 Grutzke et al. D7/346

* cited by examiner

Primary Examiner—Catherine R. Oliver
(74) *Attorney, Agent, or Firm*—Tara M. Hartman; John F.
Colligan

(57) **CLAIM**

The ornamental design for appliance trim, as shown and
described.

DESCRIPTION

FIG. 1 is a front perspective view of the appliance trim
showing our new design;

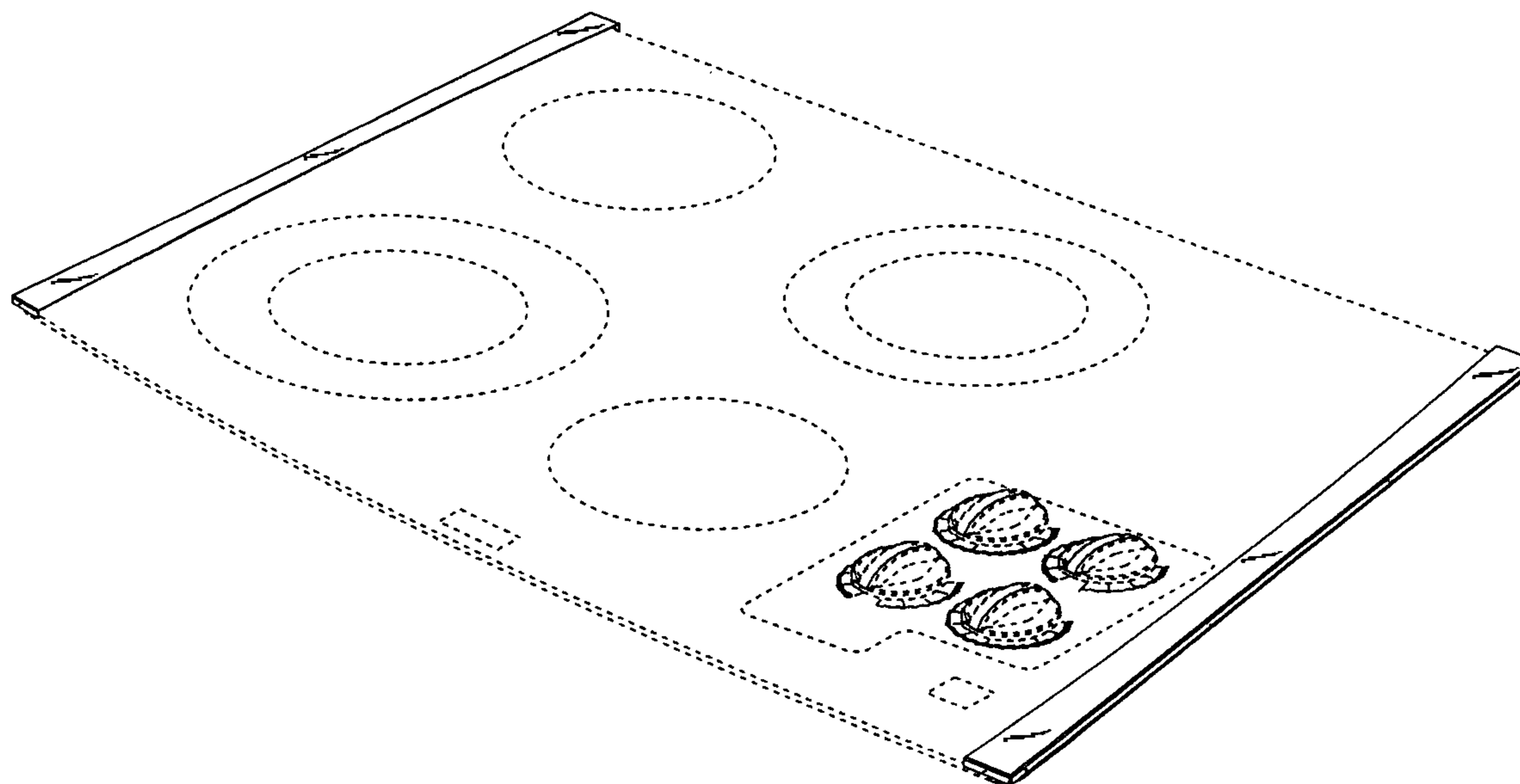
FIG. 2 is a top plan view thereof;

FIG. 3 is a front elevational view thereof; and,

FIG. 4 is a right side elevational view with the left side being
a mirror image thereof.

The broken lines shown are for illustrative purpose only and
forms no part of the claimed design.

1 Claim, 3 Drawing Sheets



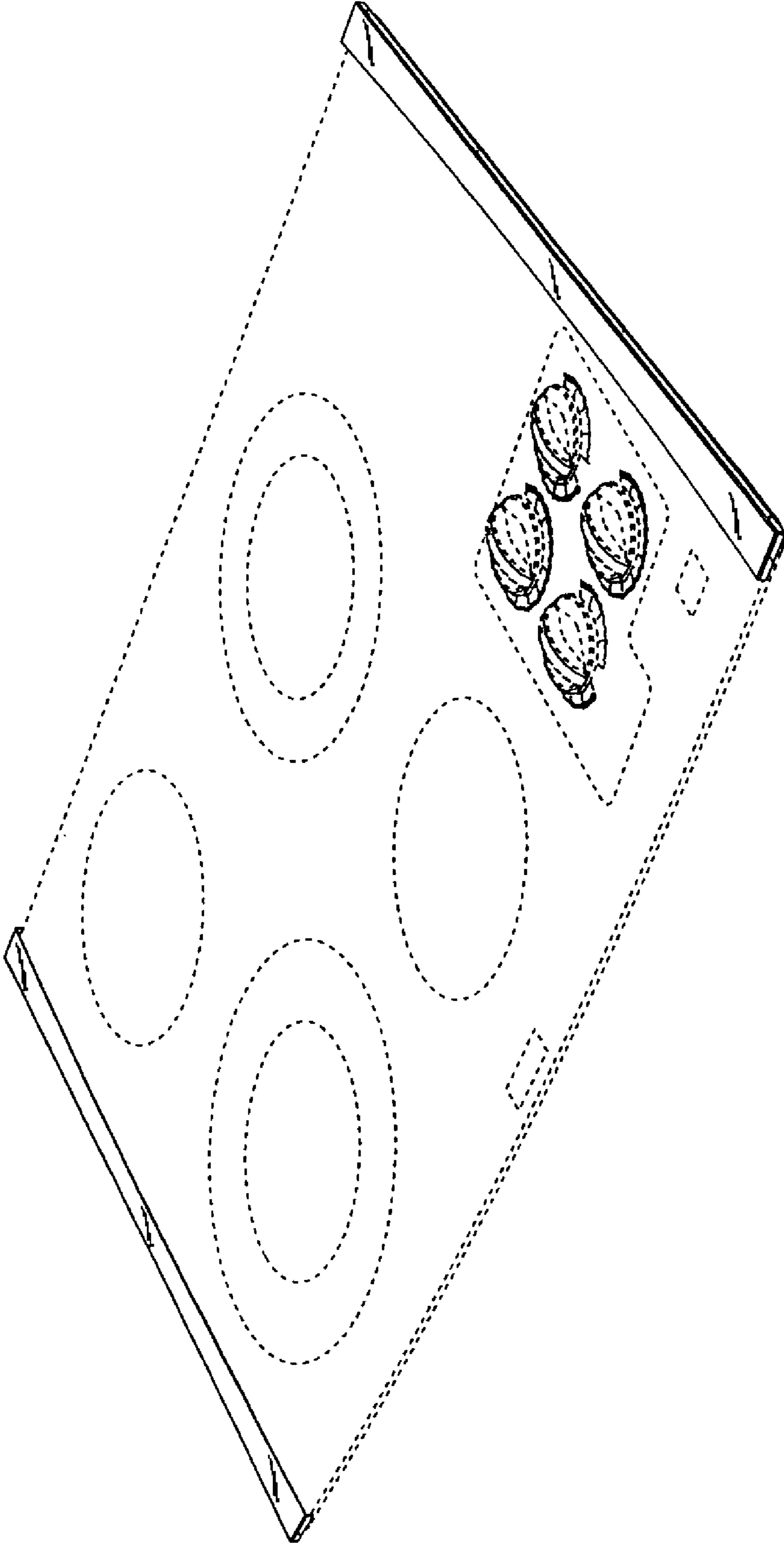


Fig. 1

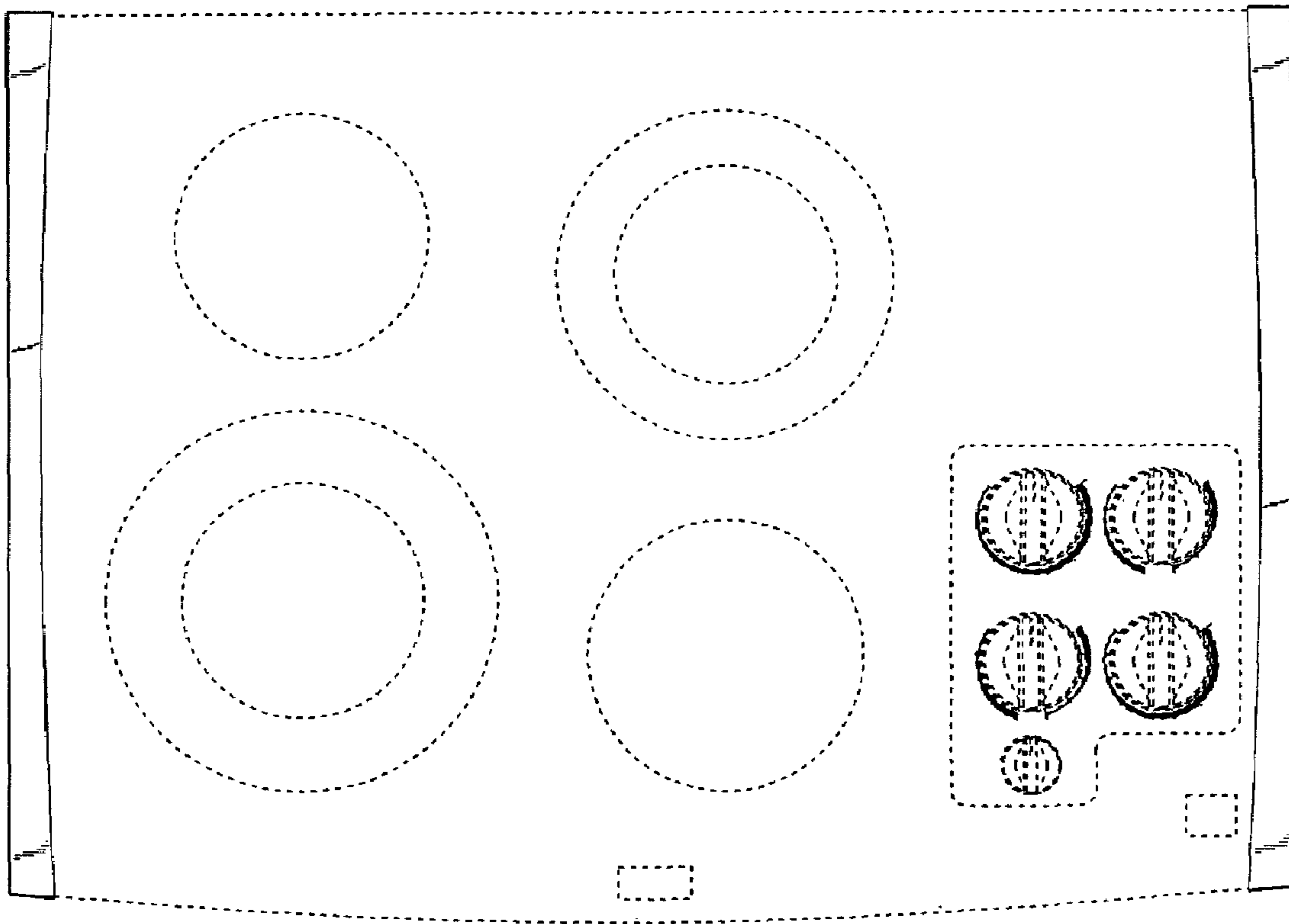


Fig. 2



Fig. 3



Fig. 4