



US00D552399S

(12) **United States Design Patent**  
**Jaricot**

(10) **Patent No.:** **US D552,399 S**

(45) **Date of Patent:** **\*\* Oct. 9, 2007**

(54) **CD ORGANIZER**

(76) **Inventor:** **Marc Louis Robert Jaricot**, Ramon Turro 91 5th Floor, 08005-Barcelona (ES)

(\*\*) **Term:** **14 Years**

(21) **Appl. No.:** **29/233,999**

(22) **Filed:** **Jul. 12, 2005**

(30) **Foreign Application Priority Data**

Jan. 13, 2005 (EM) ..... 000279013-0005

(51) **LOC (8) Cl.** ..... **06-02**

(52) **U.S. Cl.** ..... **D6/629**

(58) **Field of Classification Search** ..... D6/407, D6/450, 626-635, 512, 533, 555; D9/433, D9/422, 418, 428, 522, 523, 544, 663; D3/303, D3/294, 218, 328; D14/479, 478, 474, 483; 206/751, 755, 457, 312, 311, 310, 309, 308.2, 206/308.1, 307, 303, 232, 579, 493, 472; 720/719, 655, 728, 734; 211/40; 53/445, 53/462; D20/10, 43, 42; D32/35  
See application file for complete search history.

(56) **References Cited**

**U.S. PATENT DOCUMENTS**

D247,598 S \* 3/1978 Kearney ..... D20/10  
D440,809 S \* 4/2001 Hunt ..... D6/629

6,510,952 B1 \* 1/2003 Robert ..... 211/40  
D470,354 S \* 2/2003 Udommahuntisuk ..... D6/629  
6,626,301 B2 \* 9/2003 de Rouvray ..... 211/40  
D485,725 S \* 1/2004 Real ..... D6/629  
D497,762 S \* 11/2004 Kollegian ..... D6/629  
D502,626 S \* 3/2005 Georgiadis et al. .... D6/629  
D522,790 S \* 6/2006 Hunt et al. .... D6/629

\* cited by examiner

*Primary Examiner*—Ian Simmons

*Assistant Examiner*—Charles D Hanson

(74) *Attorney, Agent, or Firm*—Sturm & Fix LLP

(57) **CLAIM**

The ornamental design for a CD organizer, as shown and described.

**DESCRIPTION**

FIG. 1 is a front elevational view of a CD organizer, the opposite side being identical thereto, showing my new design;

FIG. 2 is a top plan view thereof;

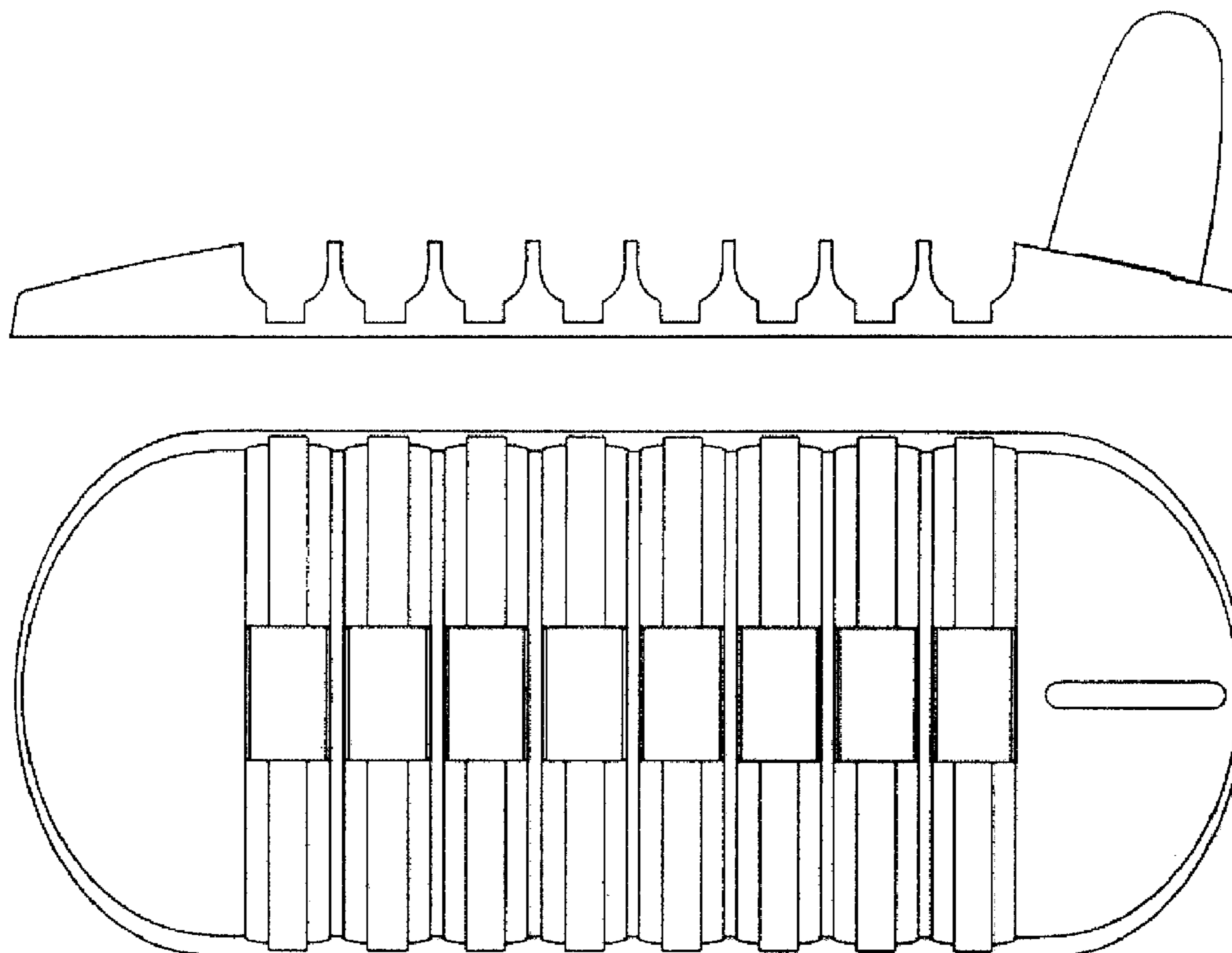
FIG. 3 is a right side elevational view thereof;

FIG. 4 is a left side elevational view thereof, and,

FIG. 5 is a bottom plan view thereof.

The broken line showing in FIG. 5 is included for the purpose of illustrating environment and forms no part of the claimed design.

**1 Claim, 2 Drawing Sheets**



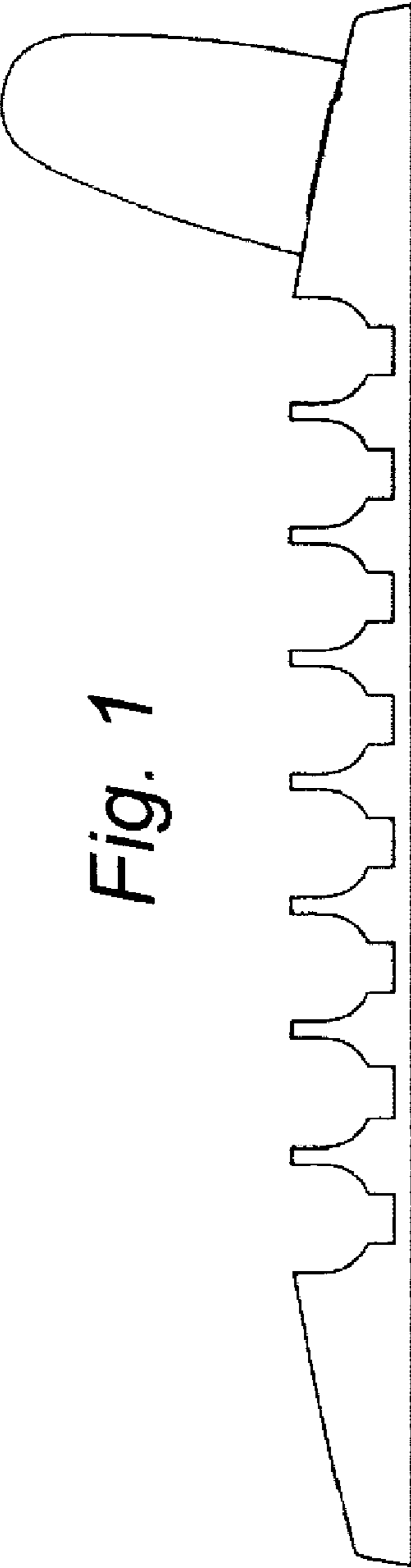


Fig. 1

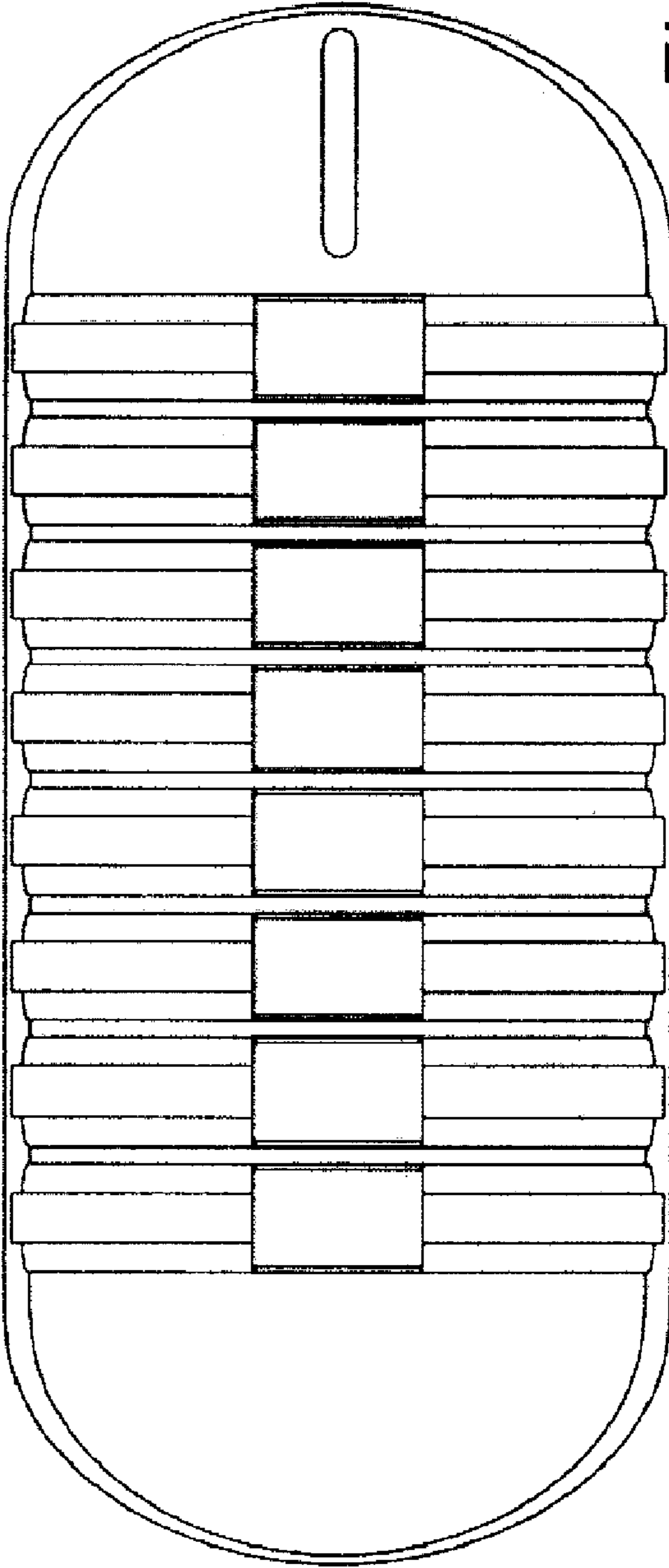


Fig. 2

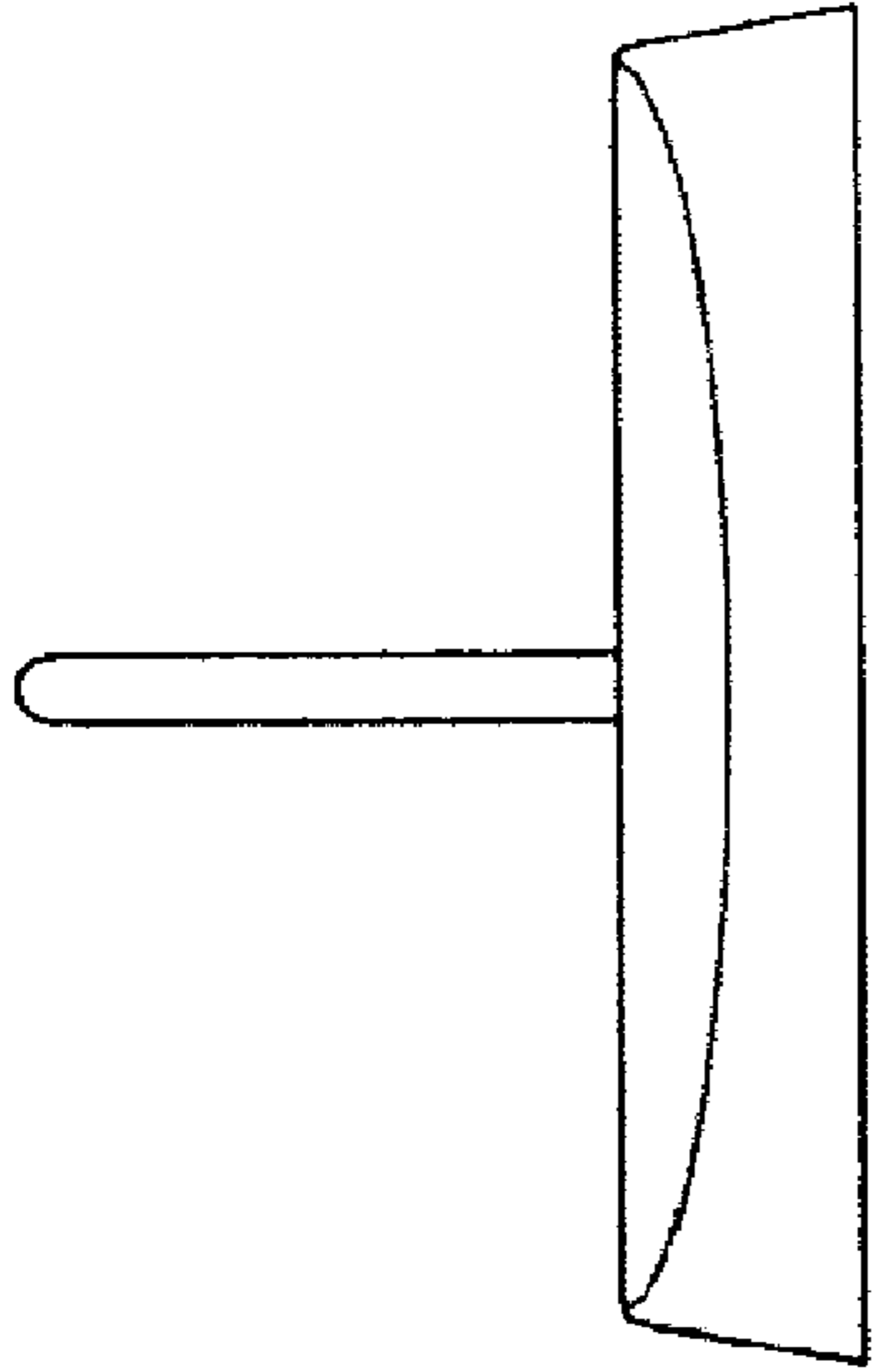


Fig. 3

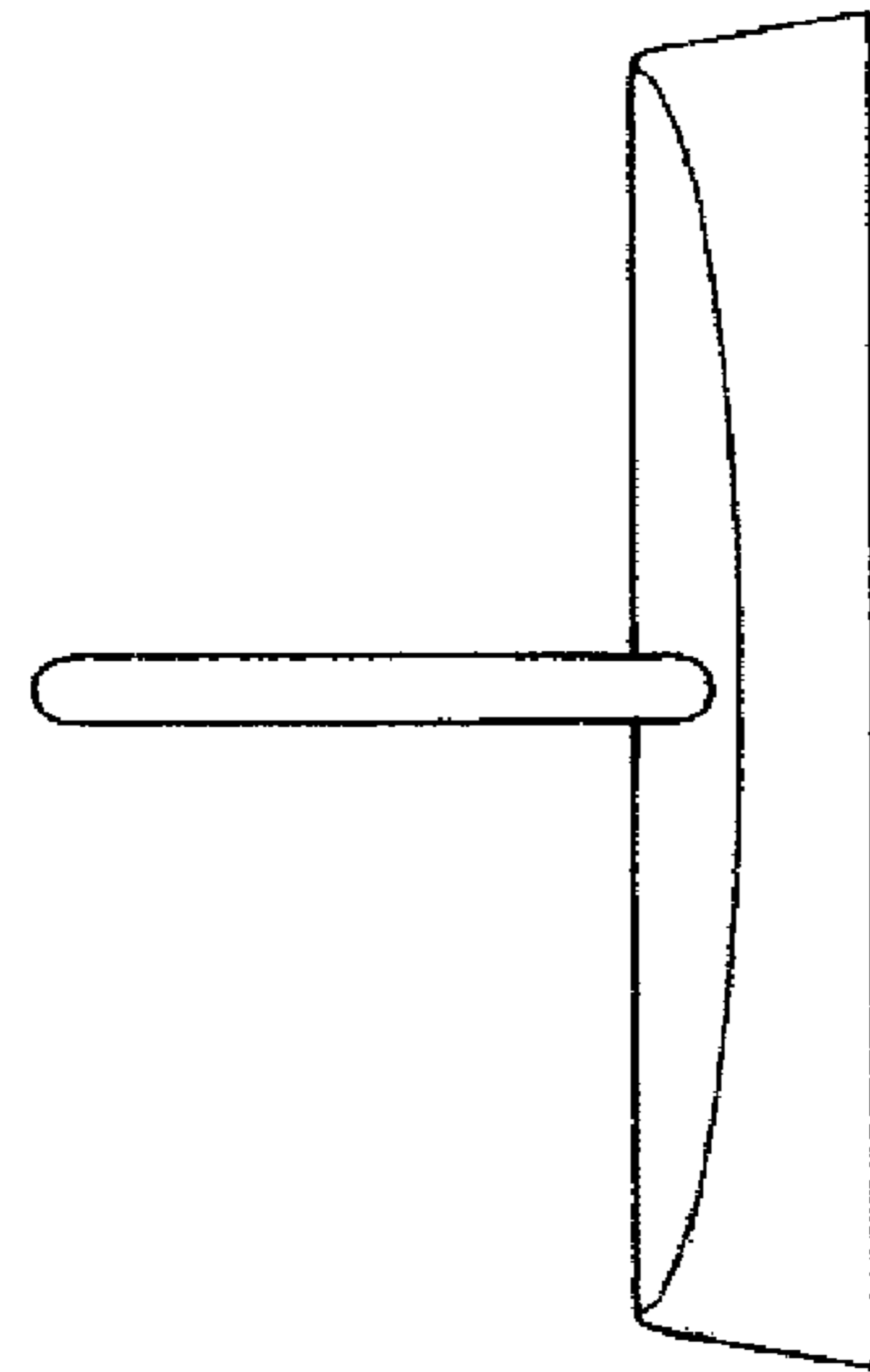


Fig. 4




Fig. 5