



US00D552396S

(12) **United States Design Patent**
Balenzano

(10) **Patent No.:** **US D552,396 S**

(45) **Date of Patent:** **** Oct. 9, 2007**

(54) **HEAD RAIL**

D419,022 S * 1/2000 Cadorette D6/580
D504,589 S * 5/2005 Sudano D6/580

(75) Inventor: **Giuseppe Balenzano**, Montreal (CA)

* cited by examiner

(73) Assignee: **Les distributions Vimac Inc.**, Montreal (CA)

Primary Examiner—T. Chase Nelson

Assistant Examiner—Barbara Blanton Lohr

(**) Term: **14 Years**

(74) *Attorney, Agent, or Firm*—Goudreau Gage Dubuc

(21) Appl. No.: **29/277,083**

(57) **CLAIM**

(22) Filed: **Feb. 13, 2007**

The ornamental design for a head rail, as shown and described.

(51) **LOC (8) Cl.** **06-10**

(52) **U.S. Cl.** **D6/580**

(58) **Field of Classification Search** D6/579,
D6/580; D8/382; D25/122, 124; 52/782.2;
160/38

See application file for complete search history.

DESCRIPTION

(56) **References Cited**

U.S. PATENT DOCUMENTS

2,638,162	A *	5/1953	Heitlinger et al.	160/38
2,706,820	A *	4/1955	Torrence	52/782.2
D246,889	S *	1/1978	Eckerline	D8/382
D275,324	S *	8/1984	Wahlin	D25/124
D296,242	S *	6/1988	Sperr	D25/122
D337,470	S *	7/1993	Hsu	D6/580
5,505,245	A *	4/1996	Badalamenti	160/38
D411,067	S *	6/1999	Cadorette	D6/579
D418,352	S *	1/2000	Cadorette	D6/580
D418,353	S *	1/2000	Cadorette	D6/580

FIG. 1 is a perspective view of a head rail showing my new design;

FIG. 2 is a front view of a head rail showing my new design;

FIG. 3 is a side view of a head rail showing my new design;

FIG. 4 is a top view of a head rail showing my new design;

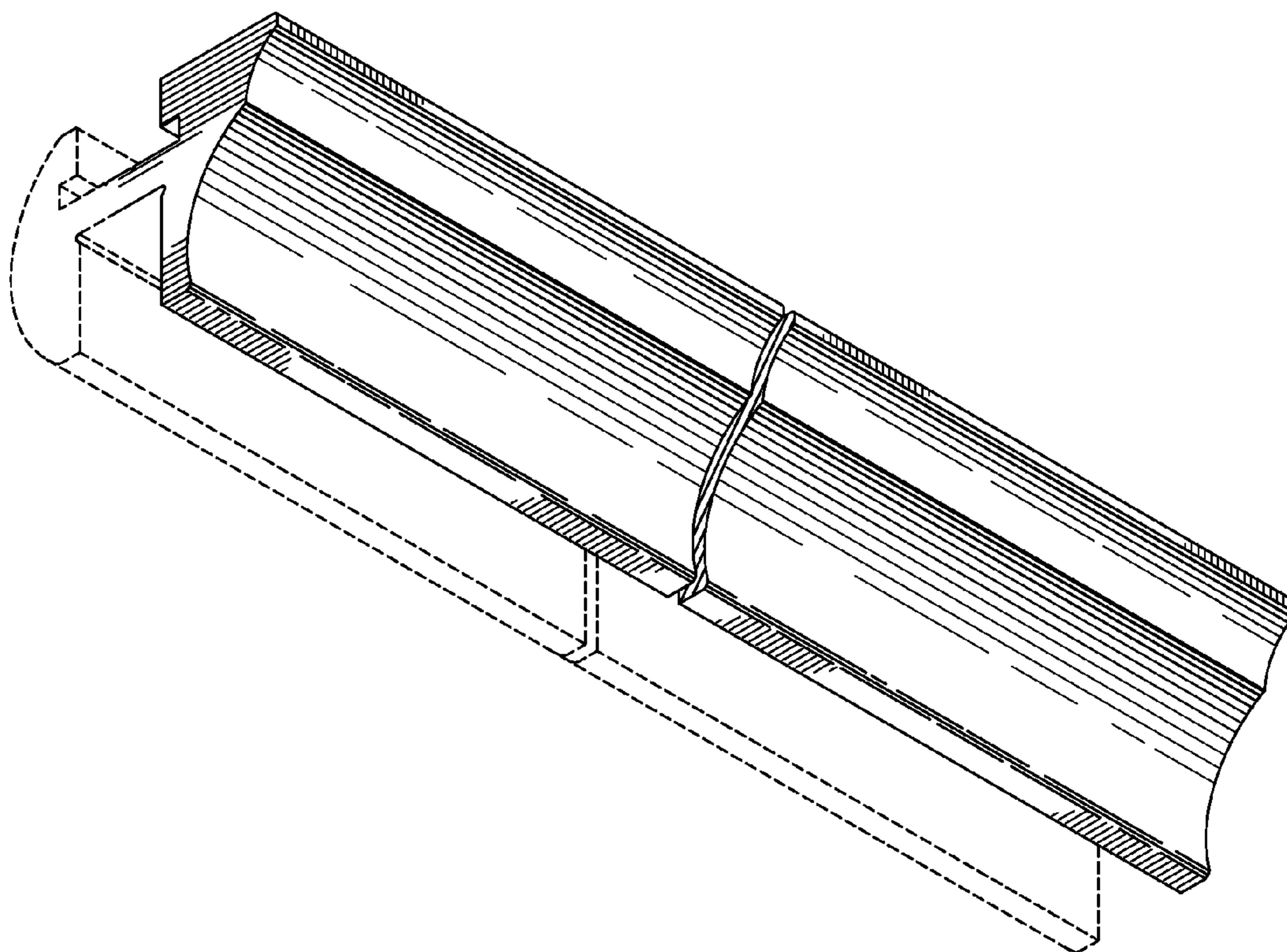
FIG. 5 is a bottom view of a head rail showing my new design; and,

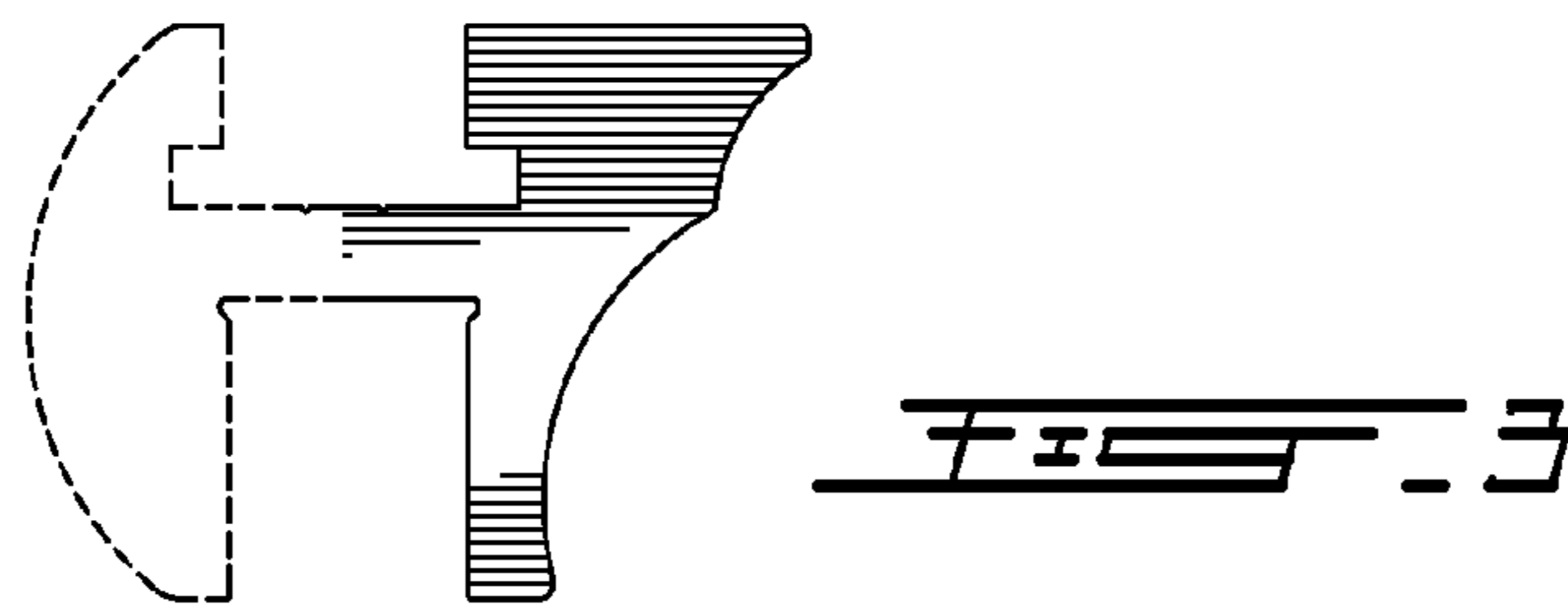
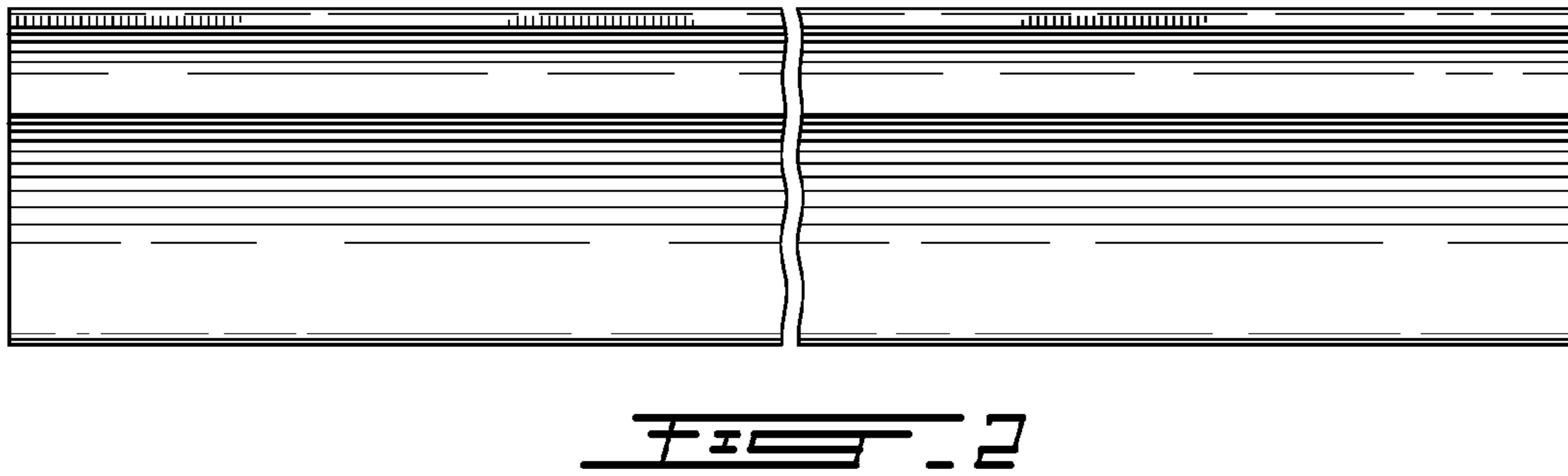
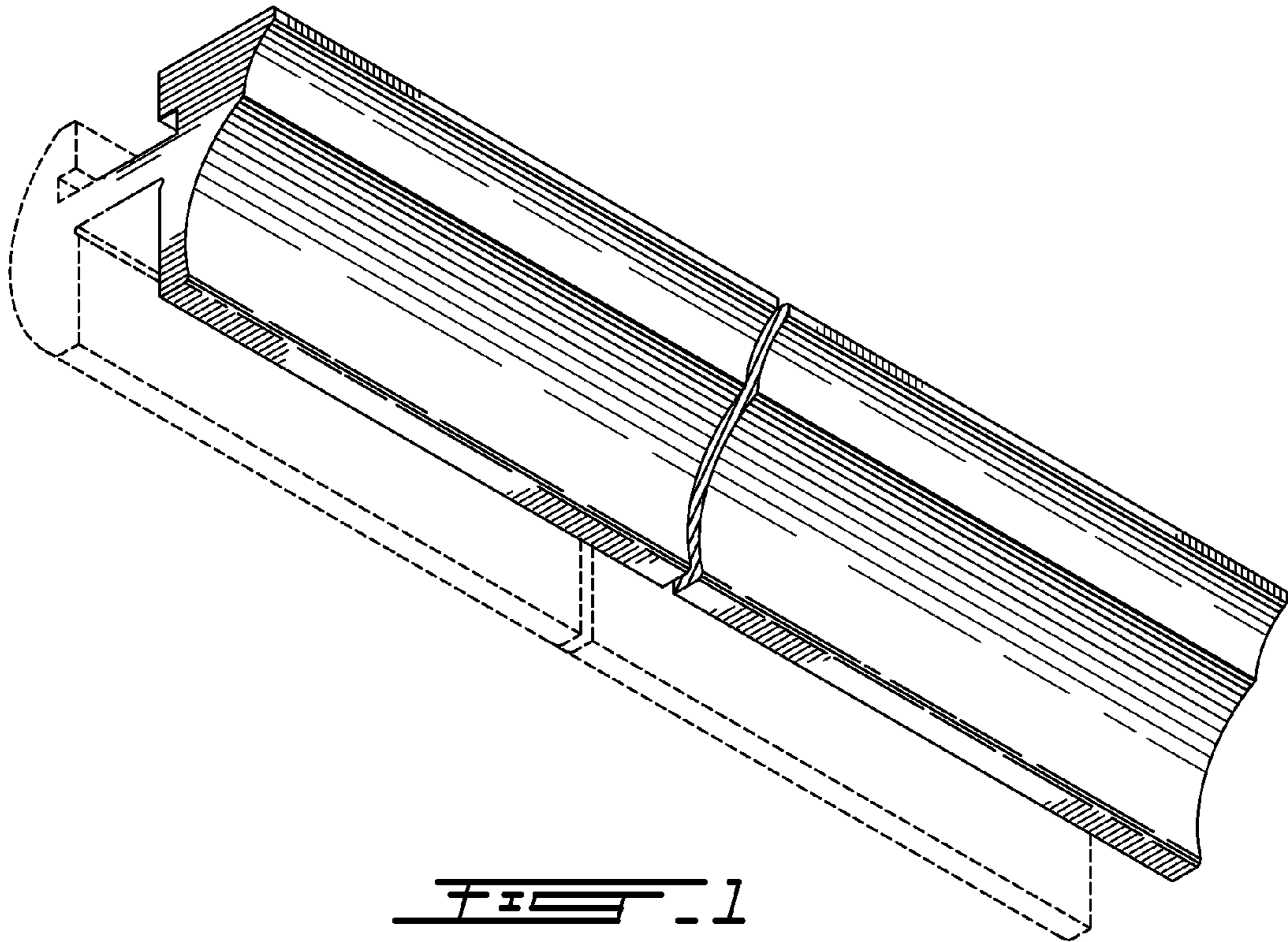
FIG. 6 is a rear view of the head rail.

The head rail is shown broken away in order to indicate that a specific length of head rail forms no part of the claimed design.

The broken line portion of the drawing is for illustrative purposes only and forms no part of the claimed design.

1 Claim, 2 Drawing Sheets





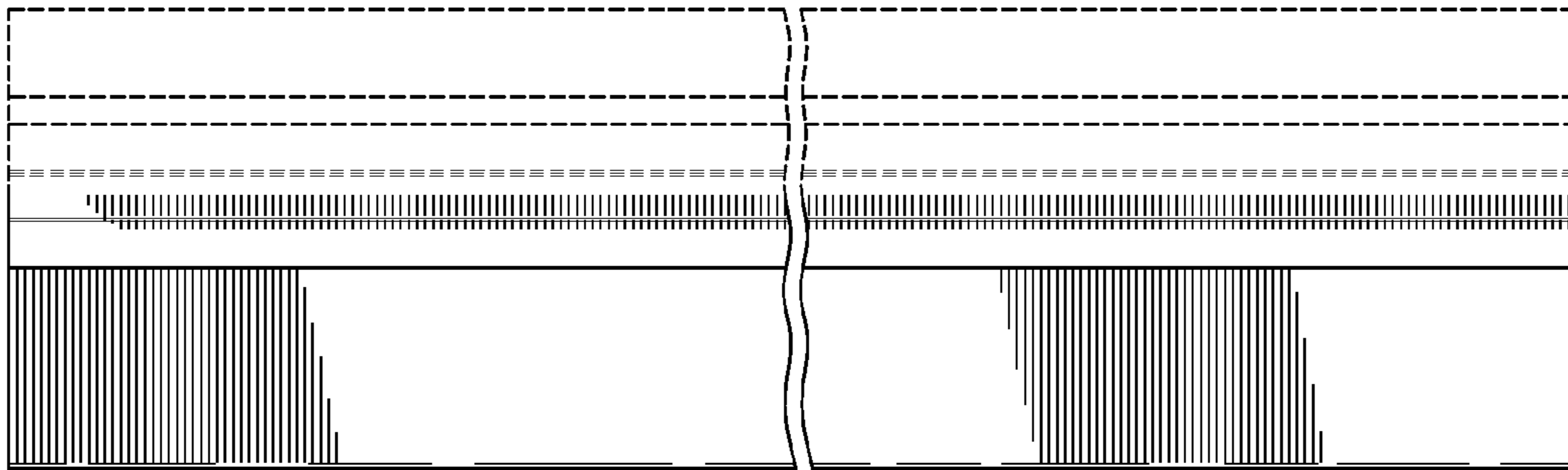


FIG. 4

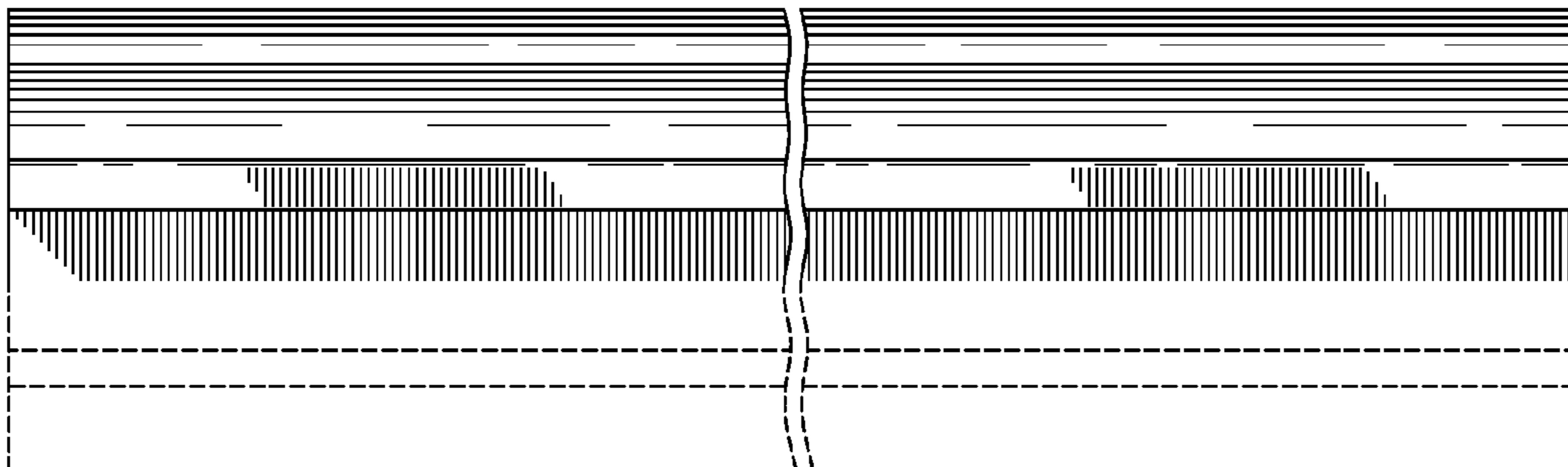


FIG. 5

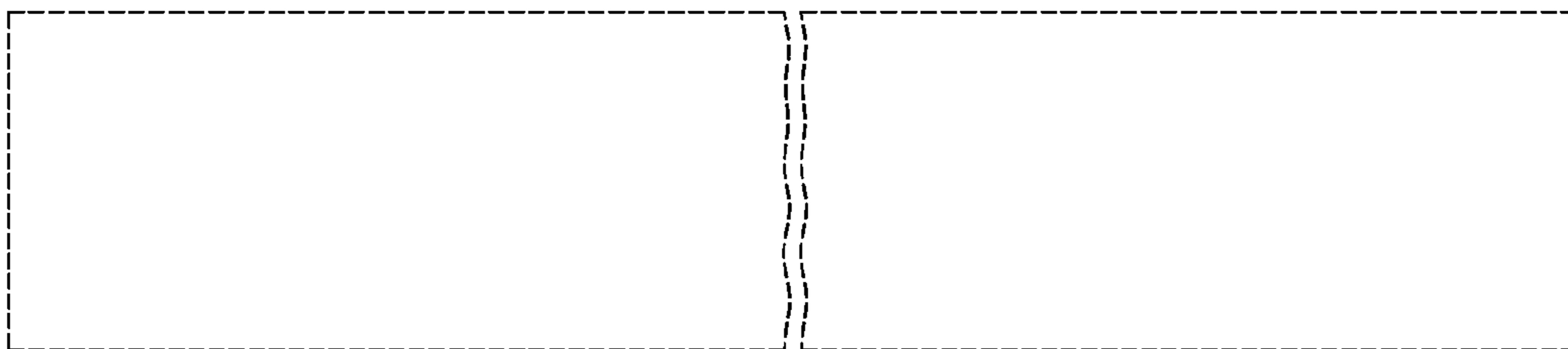


FIG. 6