



US00D552382S

(12) **United States Design Patent**
Theemann

(10) **Patent No.:** **US D552,382 S**

(45) **Date of Patent:** **** Oct. 9, 2007**

(54) **FOLDING TABLE WITH PEDESTAL BASE**

(75) Inventor: **Hans J. Theemann**, Helmstadt (DE)

(73) Assignee: **MWH Metallwerk Helmstadt GmbH**,
Helmstadt (DE)

(**) Term: **14 Years**

(21) Appl. No.: **29/240,367**

(22) Filed: **Oct. 13, 2005**

(30) **Foreign Application Priority Data**

Apr. 15, 2005 (EM) 000335906

(51) **LOC (8) Cl.** **06-03**

(52) **U.S. Cl.** **D6/486; D6/429**

(58) **Field of Classification Search** D6/480-489,
D6/495-499, 511, 429-431; 108/150, 153.1,
108/155, 156, 161, 131, 115, 124, 134; 248/188,
248/188.1, 188.8

See application file for complete search history.

(56) **References Cited**

U.S. PATENT DOCUMENTS

D164,295 S * 8/1951 Gierlich D6/429
5,121,697 A * 6/1992 Baum et al. 108/124

D359,639 S * 6/1995 Noll D6/487
D390,383 S * 2/1998 Schacht D6/498
D405,631 S * 2/1999 Burdick et al. D6/487
D426,988 S * 6/2000 Desombre D6/486
D440,434 S * 4/2001 Vanderbyl D6/480
D466,727 S * 12/2002 Abboud et al. D6/486

* cited by examiner

Primary Examiner—Janice E. Seeger

(74) *Attorney, Agent, or Firm*—Lawrence E. Laubscher, Sr.;
Lawrence E. Laubscher, Jr.

(57) **CLAIM**

The ornamental design for a folding table with pedestal base,
as shown and described.

DESCRIPTION

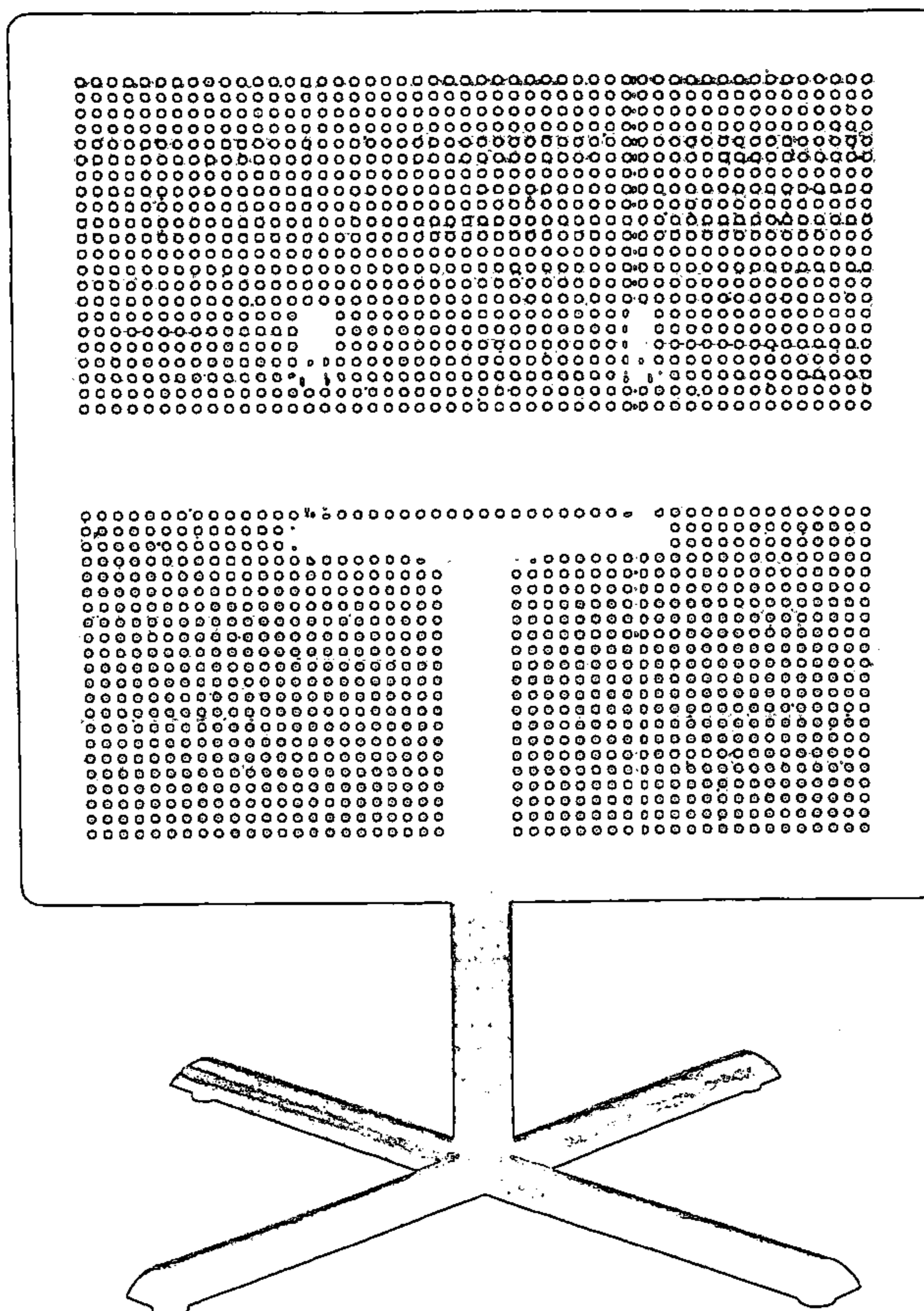
FIG. 1 is a front perspective view of the folding table with
pedestal base when in the collapsed condition;

FIG. 2 is a side perspective view of the folding table when
in the collapsed condition of FIG. 1;

FIG. 3 is a top corner perspective view of the folding table
when in its unfolded position of normal use; and,

FIG. 4 is a top front perspective view of the folding table
when in the unfolded condition of FIG. 3.

1 Claim, 4 Drawing Sheets



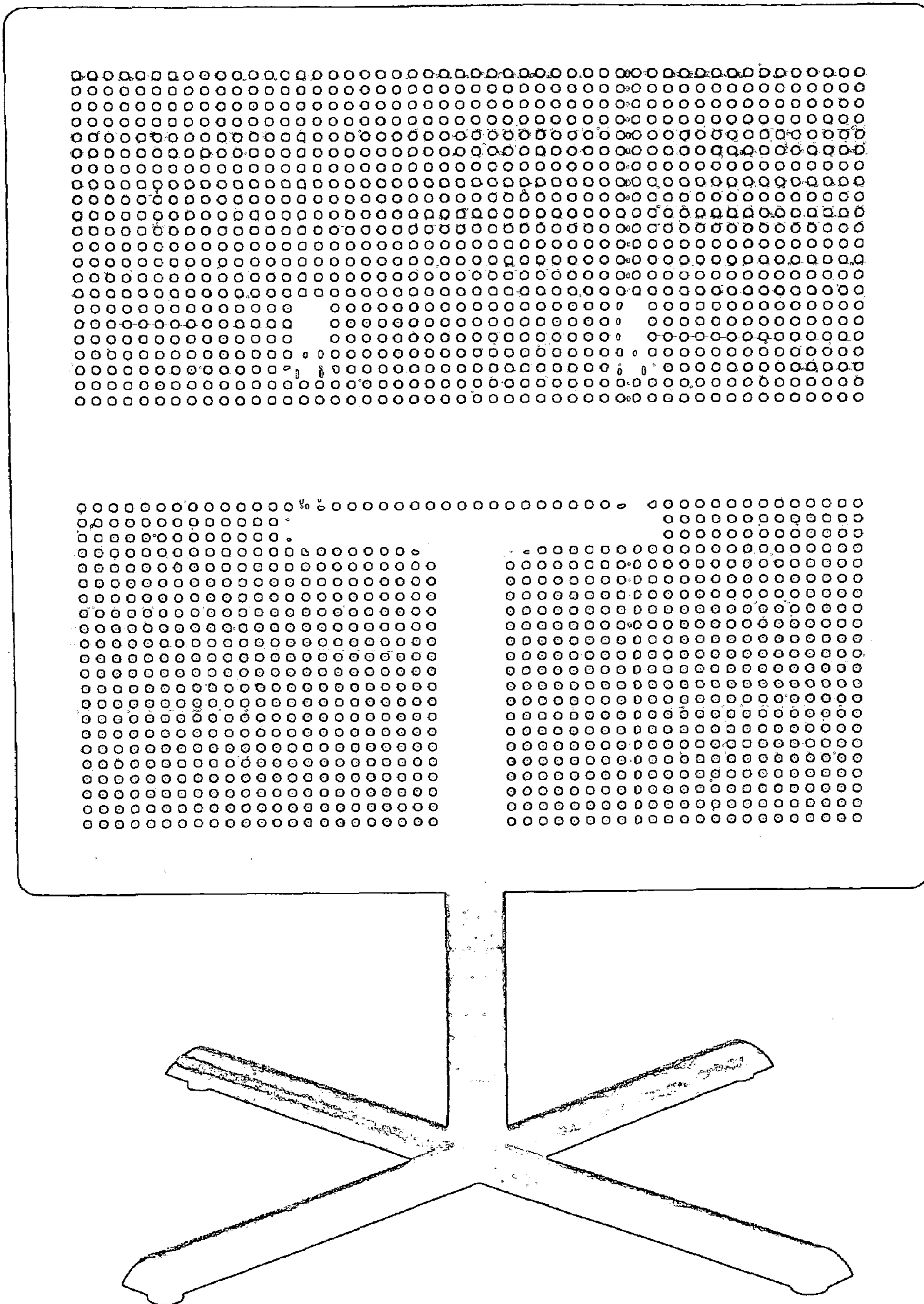


FIG. 1




FIG. 2



FIG. 3



FIG.4