



US00D552377S

(12) **United States Design Patent**
Kook

(10) **Patent No.:** **US D552,377 S**

(45) **Date of Patent:** **** Oct. 9, 2007**

(54) **CABINET**

D513,913 S * 1/2006 Harwanko D6/559

(75) Inventor: **Richard Kook**, Wayne, NJ (US)

OTHER PUBLICATIONS

(73) Assignee: **Foremost Groups, Inc.**, East Hanover, NJ (US)

Ikea Catalog (1997), Feringe Series, p. 246.*

* cited by examiner

(**) Term: **14 Years**

Primary Examiner—Cathron C. Brooks
Assistant Examiner—Kelley A. Donnelly

(21) Appl. No.: **29/261,706**

(74) *Attorney, Agent, or Firm*—Drinker Biddle & Reath LLP

(22) Filed: **Jun. 19, 2006**

(57) **CLAIM**

(51) **LOC (8) Cl.** **06-04**

The ornamental design for a cabinet, as shown and described.

(52) **U.S. Cl.** **D6/445; D6/559**

(58) **Field of Classification Search** D6/432,
D6/436, 437-439, 559-561, 444-448, 441,
D6/470, 477-479; 312/194-196, 109, 326,
312/278-279

DESCRIPTION

See application file for complete search history.

FIG. 1 is a front view of the ornamental design of a cabinet according to the present invention.

FIG. 2 is a rear view of the cabinet of FIG. 1.

FIG. 3 is a left side view of the cabinet of FIG. 1. The right side view is a mirror image.

FIG. 4 is a top view of the cabinet of FIG. 1; and,

FIG. 5 is a bottom view of the cabinet of FIG. 1.

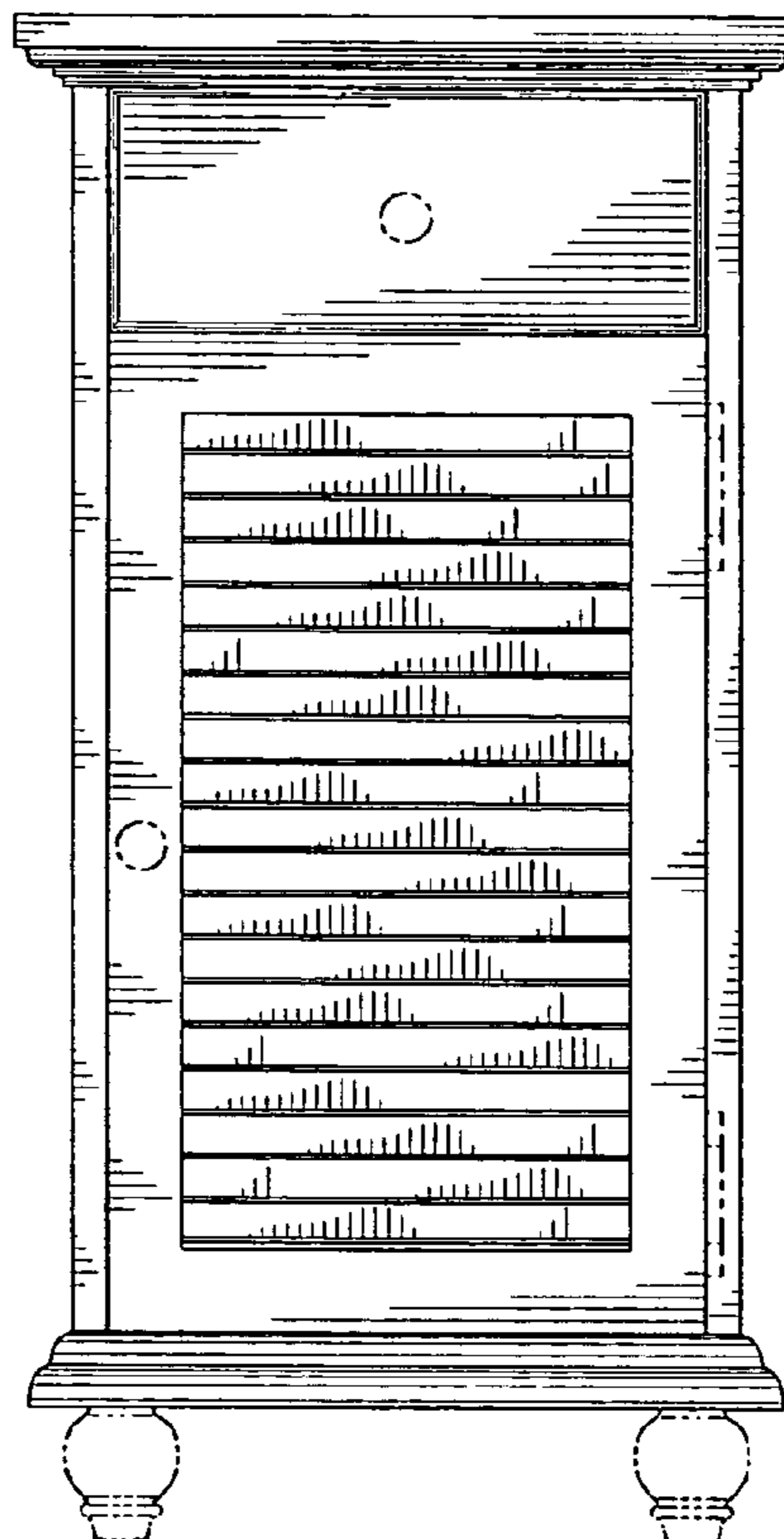
The portions of the drawings appearing in broken lines are for environment only and do not form a part of the claimed design.

(56) **References Cited**

U.S. PATENT DOCUMENTS

D433,249 S *	11/2000	Wilson et al.	D6/446
D446,966 S *	8/2001	Hutton	D6/447
D459,618 S *	7/2002	Winter et al.	D6/470
D492,857 S *	7/2004	Harwanko	D6/432
D501,101 S *	1/2005	Harwanko	D6/448
D504,265 S *	4/2005	Walker	D6/559
D504,267 S *	4/2005	Harwanko	D6/559

1 Claim, 3 Drawing Sheets






FIG. 1




FIG. 2

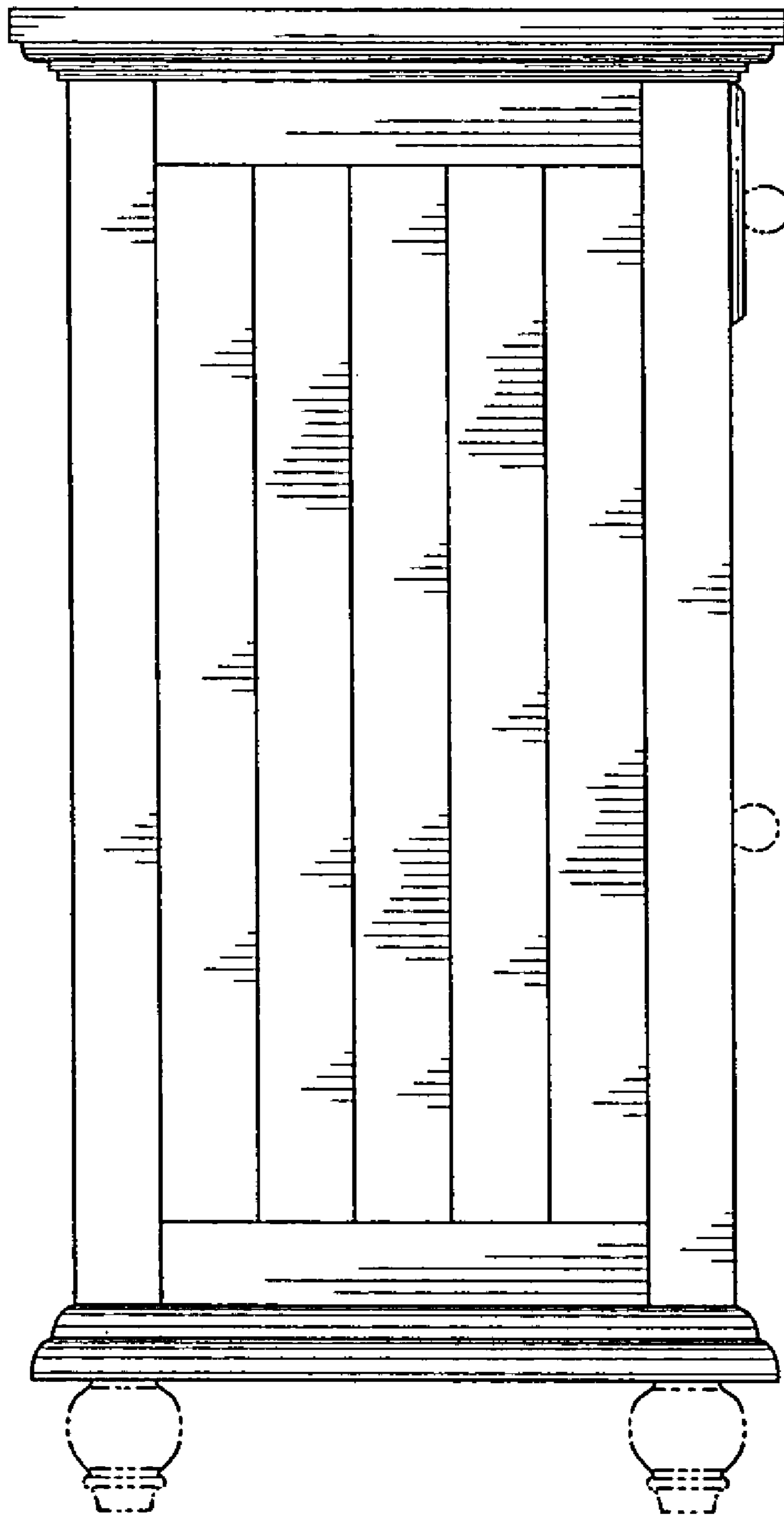


FIG. 3




FIG. 4

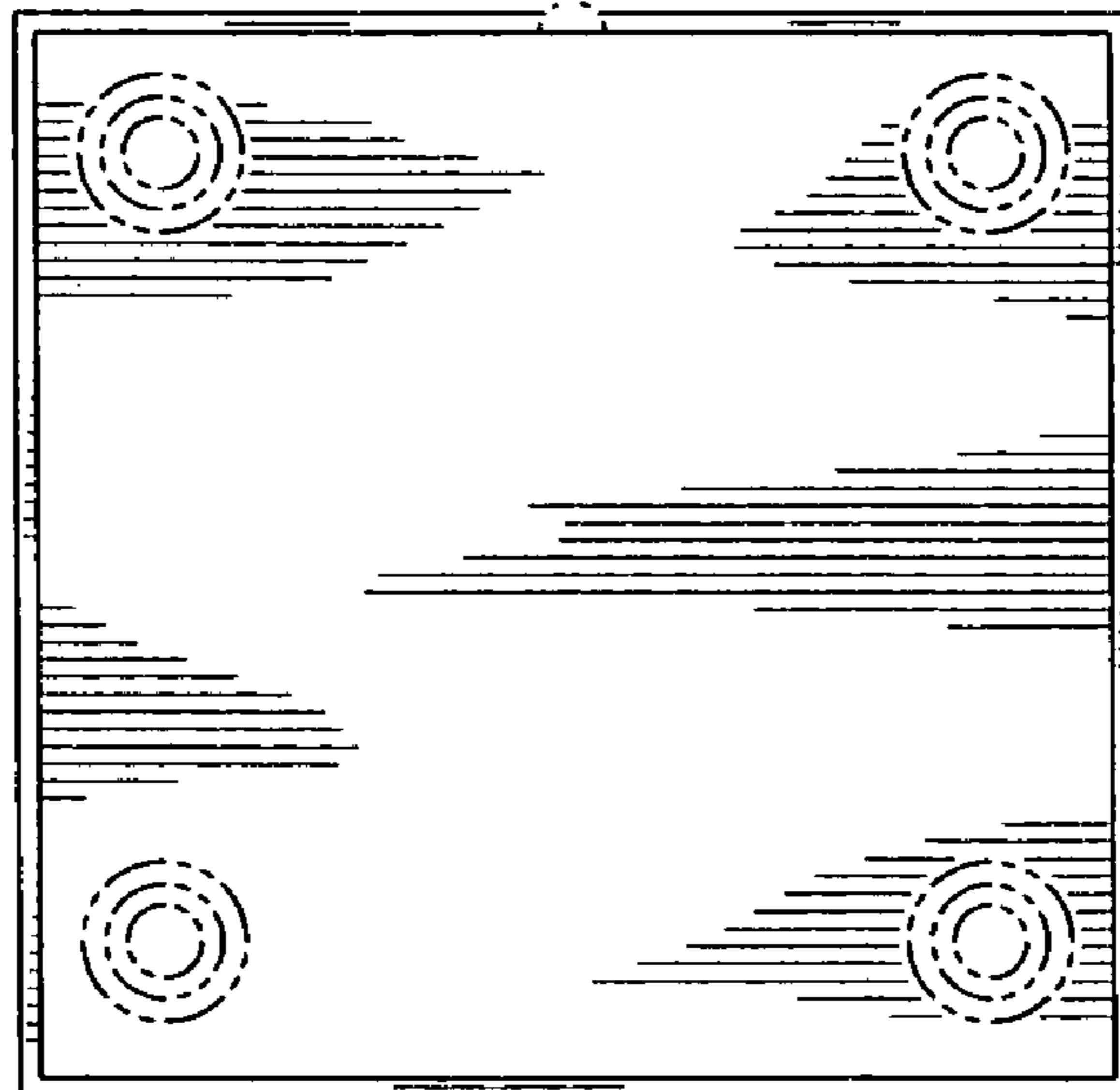


FIG. 5