



US00D552376S

(12) **United States Design Patent**
Thompson

(10) **Patent No.:** **US D552,376 S**

(45) **Date of Patent:** **** Oct. 9, 2007**

(54) **ARMOIRE WITH DRAWERS**

(75) Inventor: **David W. Thompson**, New Albany, OH (US)

(73) Assignee: **American Signature, Inc.**, Columbus, OH (US)

(**) Term: **14 Years**

(21) Appl. No.: **29/257,327**

(22) Filed: **Apr. 3, 2006**

(51) **LOC (8) Cl.** **06-04**

(52) **U.S. Cl.** **D6/445**

(58) **Field of Classification Search** D6/434,
D6/435, 441, 444-446, 436-439; 312/204,
312/224, 238

See application file for complete search history.

(56) **References Cited**

U.S. PATENT DOCUMENTS

| | | | | |
|--------------|---------|---------------|-------|--------|
| D411,060 S * | 6/1999 | Horn | | D6/445 |
| D433,249 S * | 11/2000 | Wilson et al. | | D6/446 |
| D439,762 S * | 4/2001 | Harwanko | | D6/436 |
| D441,988 S * | 5/2001 | Hutton | | D6/447 |
| D449,464 S * | 10/2001 | Hutton | | D6/446 |
| D488,323 S * | 4/2004 | Clucas | | D6/438 |
| D507,127 S * | 7/2005 | Harwanko | | D6/437 |

OTHER PUBLICATIONS

Thomasville, Impressions Armoire, front cover, 1994.*

* cited by examiner

Primary Examiner—Cathron C Brooks

(74) *Attorney, Agent, or Firm*—Wood, Herron & Evans, L.L.P.

(57) **CLAIM**

The ornamental design for an armoire with drawers, as shown and described.

DESCRIPTION

FIG. 1 is a front elevational view of an armoire with drawers, showing my new design, with the louvers of the upper section closed.

FIG. 2 is a right-side elevational view thereof, with the left-side elevational view thereof being a mirror image;

FIG. 3 is a rear elevational view thereof;

FIG. 4 is a top plan view thereof;

FIG. 5 is a bottom plan view thereof;

FIG. 6 is a front elevational view thereof, with the louvers of the upper section open;

FIG. 7 is a right-side elevational view thereof, with the left-side elevational view thereof being a mirror image;

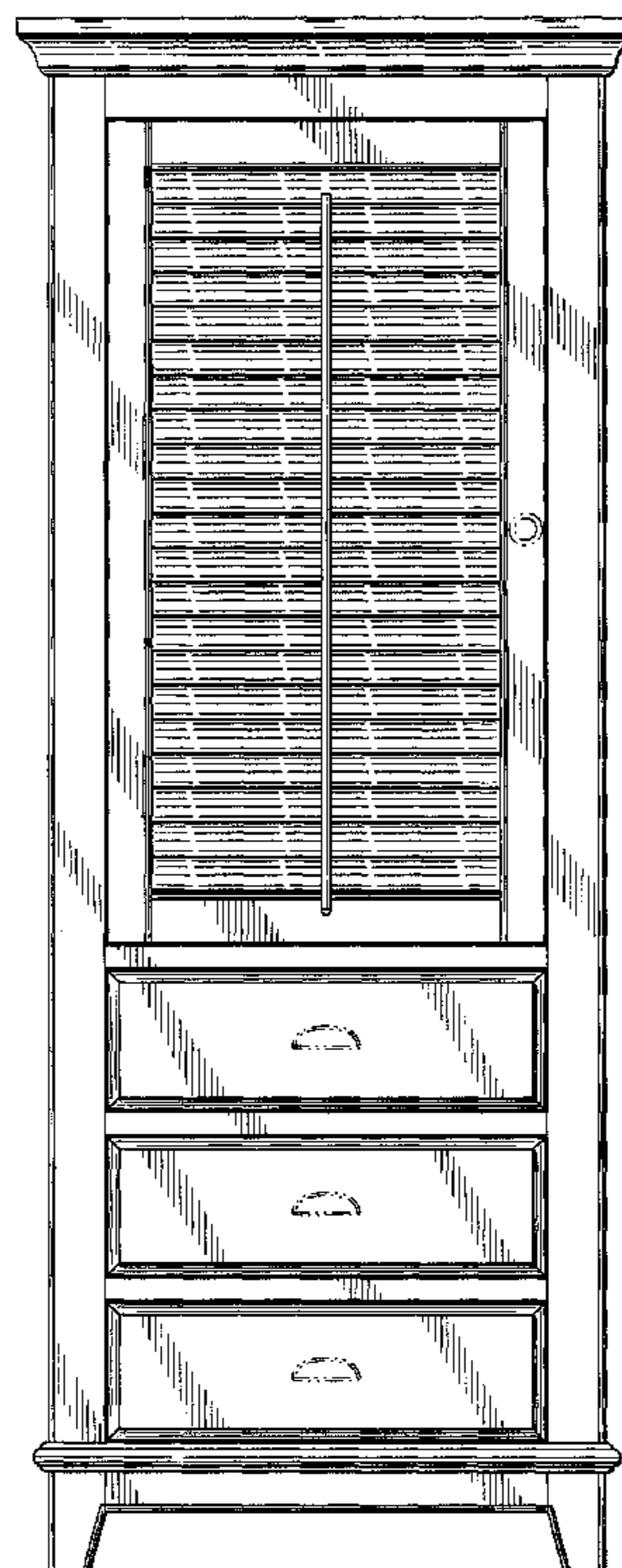
FIG. 8 is a rear elevational view thereof;

FIG. 9 is a top plan view thereof; and,

FIG. 10 is a bottom plan view thereof.

The broken lines shown in FIGS. 1 and 6 show environment and form no part of the claimed design.

1 Claim, 8 Drawing Sheets






FIG. 1

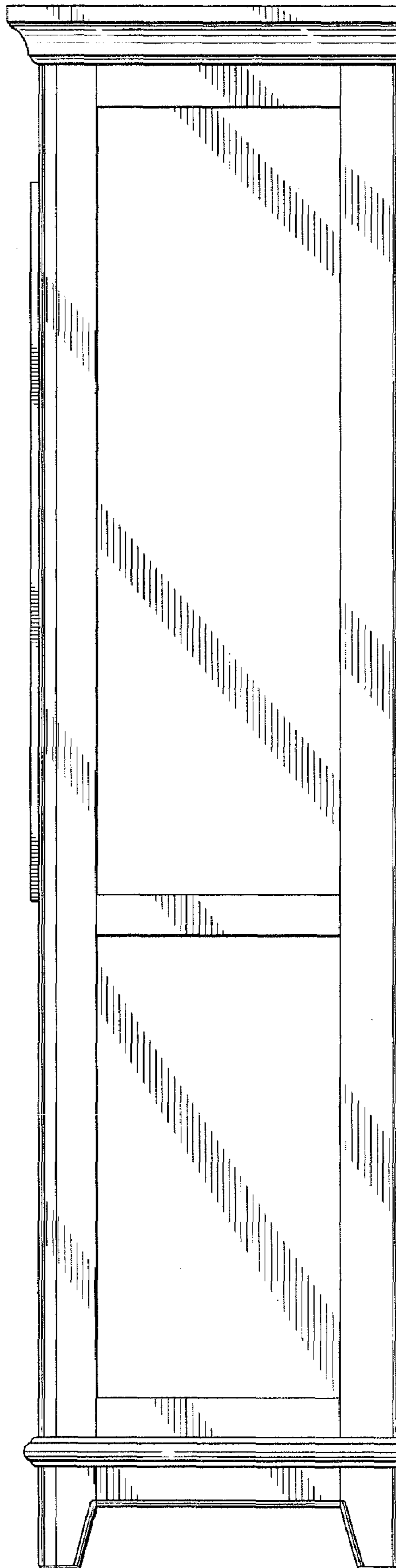


FIG. 2

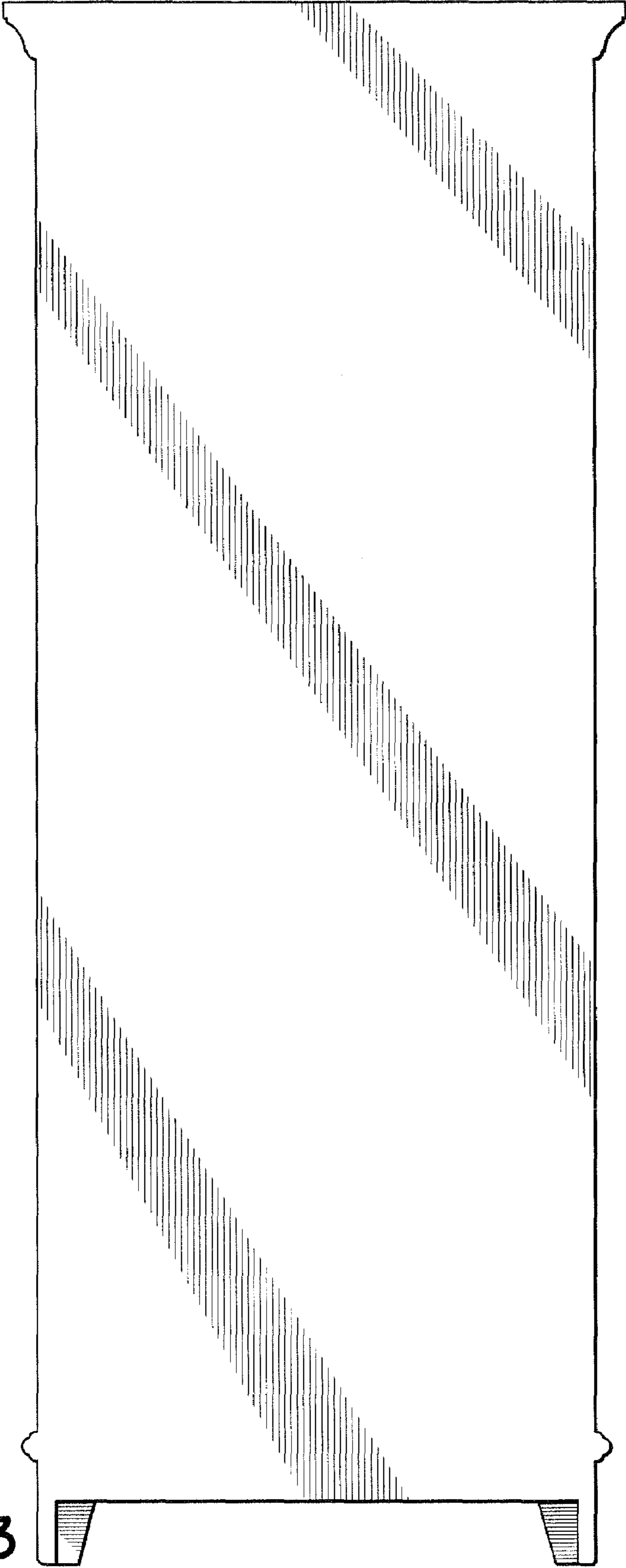


FIG. 3




FIG. 4




FIG. 5

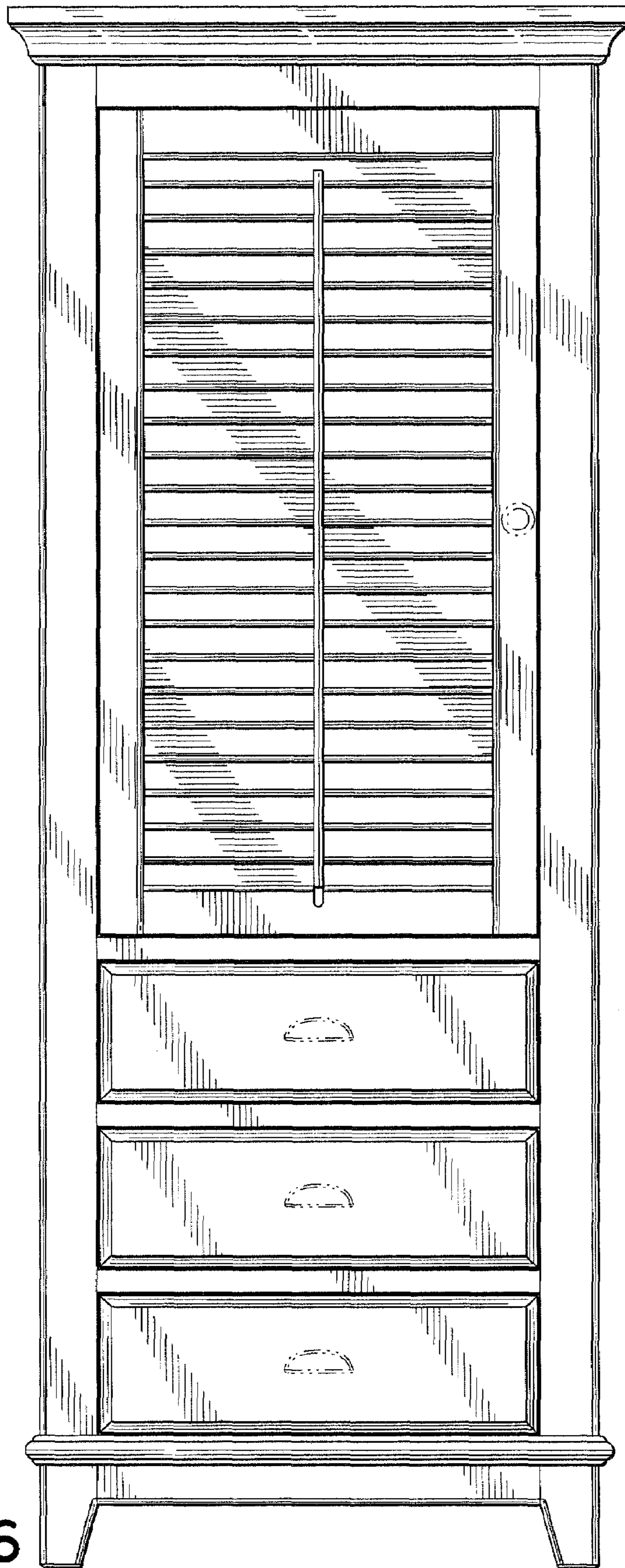


FIG. 6

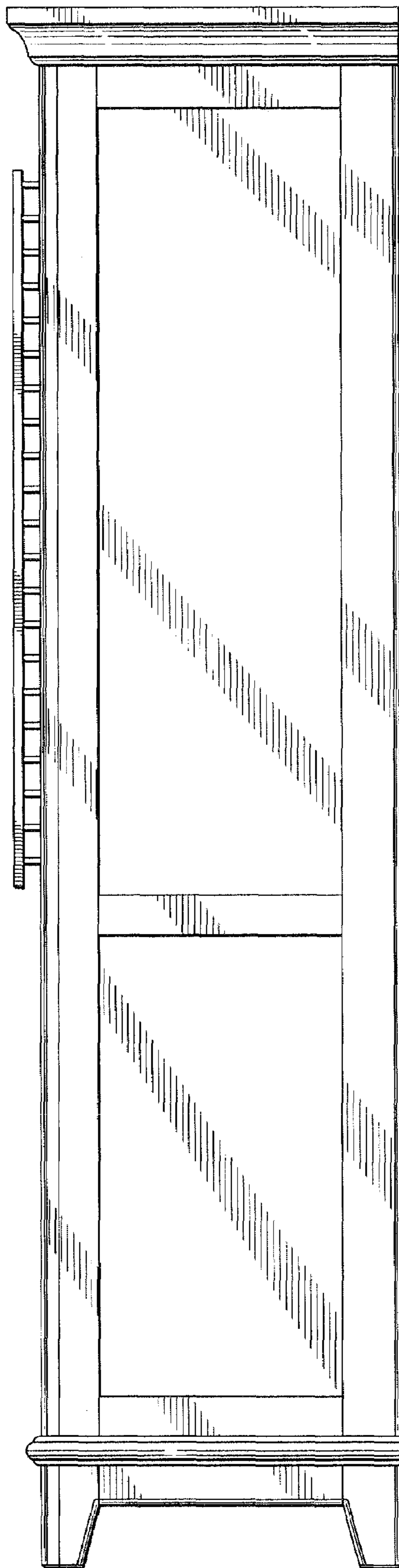


FIG. 7

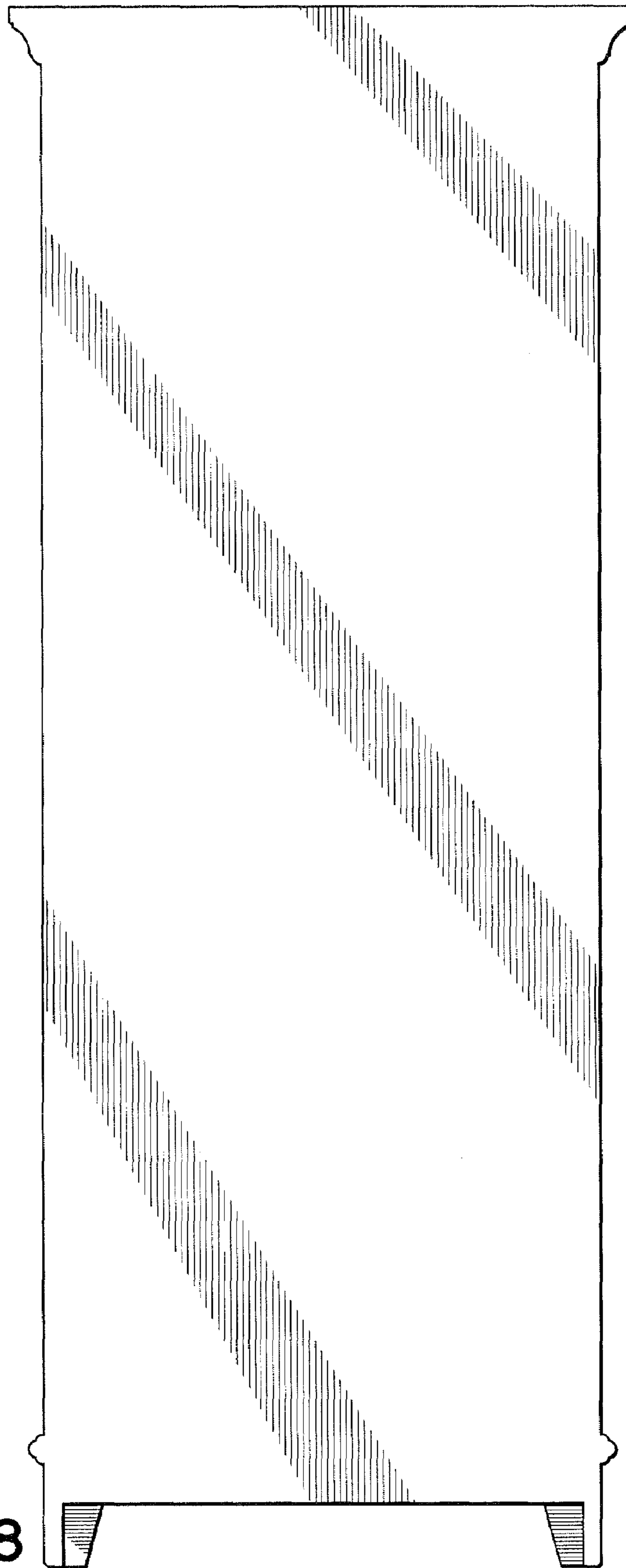


FIG. 8




FIG. 9

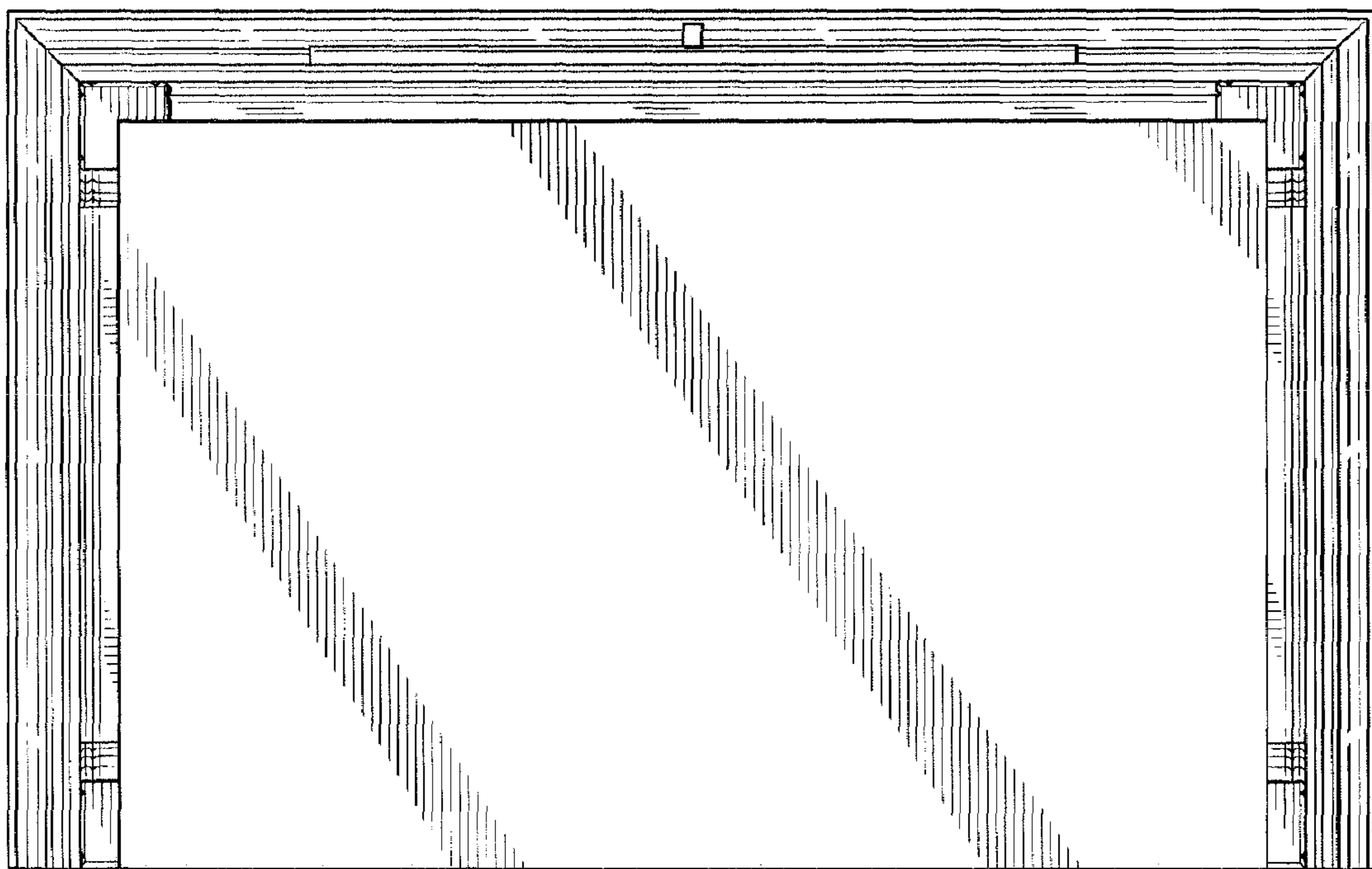


FIG. 10