



US00D552373S

(12) **United States Design Patent** (10) **Patent No.:** **US D552,373 S**
Kim (45) **Date of Patent:** **** Oct. 9, 2007**

(54) **LOCKING UNIT OF INFORMATION STORAGE MEDIA CASE**

6,523,685 B1 * 2/2003 Rufo et al. 206/310
D480,891 S * 10/2003 Hiramatsu D6/407
D491,762 S * 6/2004 Hiramatsu D6/632
2001/0032792 A1 * 10/2001 Cheung 206/308.1

(76) Inventor: **Jee-tae Kim**, Ga-301, Sung-won villa,
80, Gumi-dong, Bundang-gu,
Seongnam-si, Gyeonggi-do, 463-809
(KR)

* cited by examiner

(**) Term: **14 Years**

Primary Examiner—Ian Simmons
Assistant Examiner—Charles Hanson
(74) *Attorney, Agent, or Firm*—Head, Johnson & Kachigian

(21) Appl. No.: **29/240,466**

(57) **CLAIM**

(22) Filed: **Oct. 13, 2005**

The ornamental design for a locking unit of information storage media case, as shown and described.

(30) **Foreign Application Priority Data**

Apr. 14, 2005 (KR) 30-2005-0012499

DESCRIPTION

(51) **LOC (8) Cl.** **06-01**

FIG. 1 is a perspective view of the locking unit of information storage media case showing my new design;

(52) **U.S. Cl.** **D6/407**

FIG. 2 is a front elevation view thereof;

(58) **Field of Classification Search** D6/407,
D6/626–635; 206/209, 310–313, 751; 211/40,
211/41.1, 41.12, 126.1; D14/435, 436, 299,
D14/478, 479, 483, 474, 477, 363, 364–366,
D14/368; D9/420; D3/271.12, 219, 328,
D3/273, 294, 295, 299, 300, 301, 303; D19/75
See application file for complete search history.

FIG. 3 is a rear elevation view thereof;

FIG. 4 is a left side elevation view thereof;

FIG. 5 is a right side elevation view thereof;

FIG. 6 is a top plan view thereof;

FIG. 7 is a bottom plan view thereof;

FIG. 8 is an enlarged front elevation view thereof; and,

FIG. 9 is an enlarged perspective view thereof.

(56) **References Cited**

U.S. PATENT DOCUMENTS

5,950,822 A * 9/1999 Cloran et al. 206/310
D437,171 S * 2/2001 Cuadrado-Serena D6/632
6,227,362 B1 * 5/2001 Cheung 206/308.1
D455,757 S * 4/2002 Lopez-Mas D14/483
D470,707 S * 2/2003 Lopez Mas D6/634

The broken line showing of the information storage media case is for illustrative purposes only and forms no part of the claimed design.

1 Claim, 9 Drawing Sheets

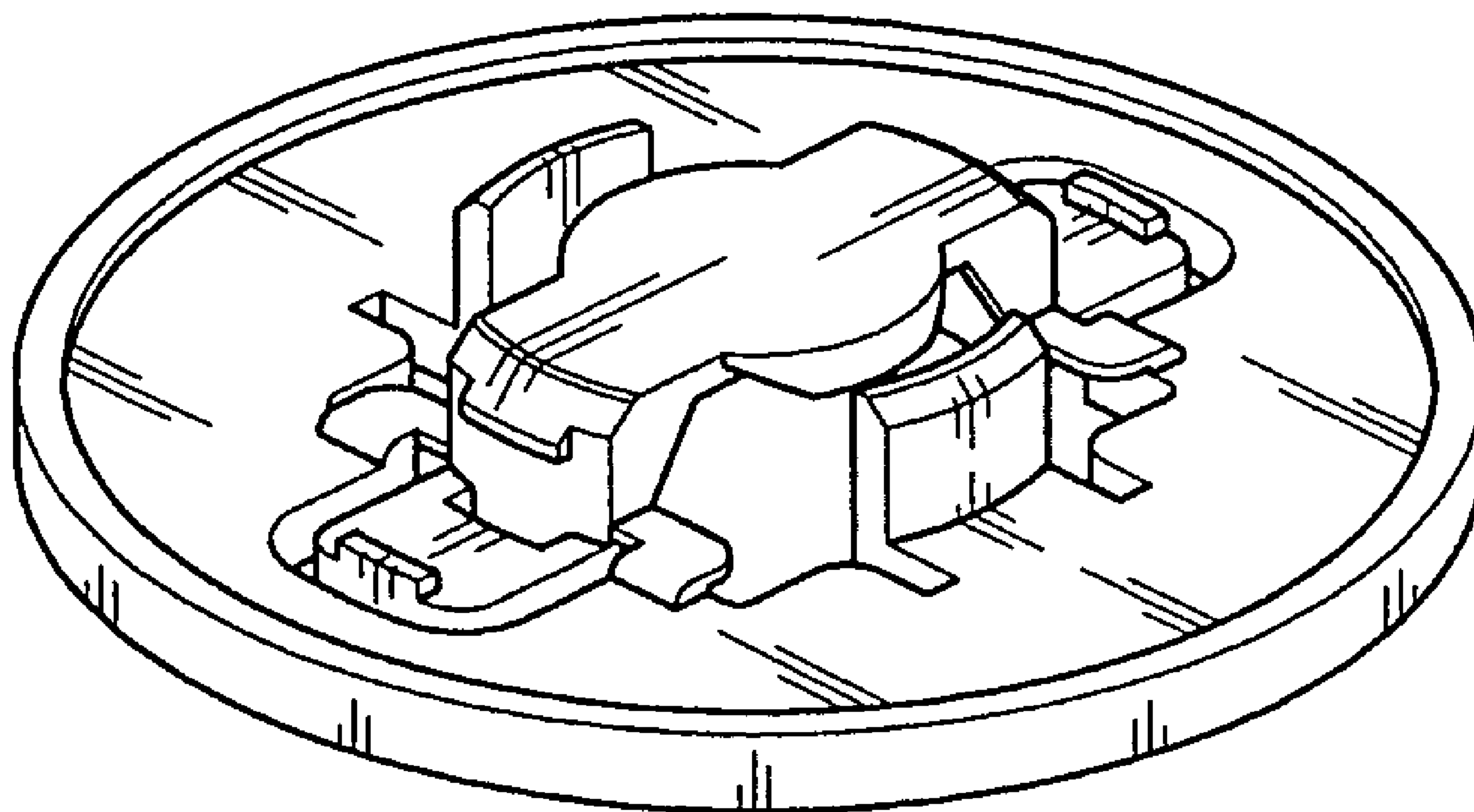


Fig. 1

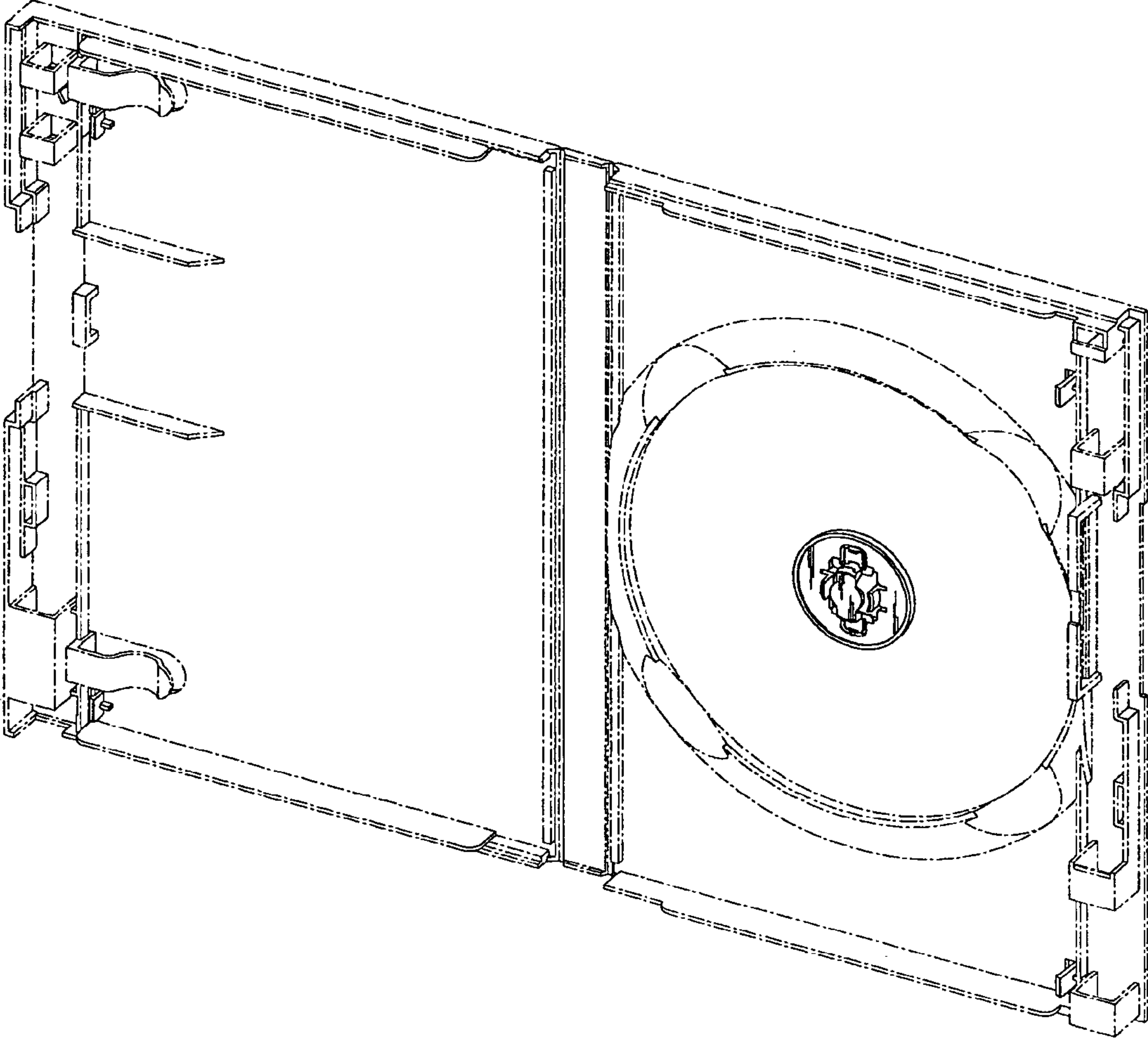


Fig. 2




Fig. 3




Fig. 4



Fig. 5



Fig. 6



Fig. 7



Fig. 8

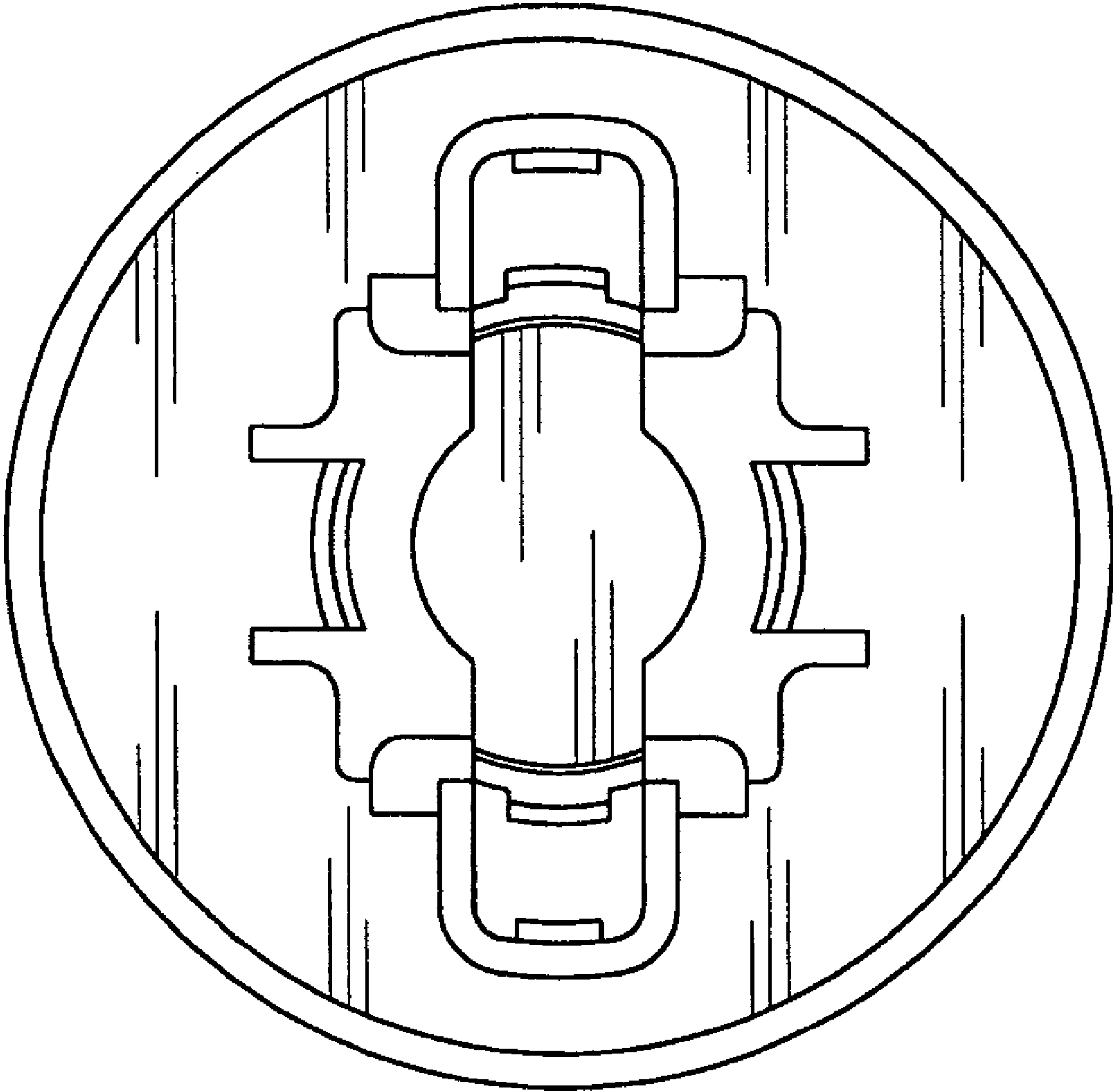


Fig. 9

