



US00D552346S

(12) **United States Design Patent**
Schoenmueller

(10) **Patent No.:** **US D552,346 S**

(45) **Date of Patent:** **** Oct. 9, 2007**

(54) **GLASSES CASE**

(75) Inventor: **Harald Schoenmueller**, Krailing (DE)

(73) Assignee: **Rodenstock GmbH**, Munich (DE)

(**) Term: **14 Years**

(21) Appl. No.: **29/231,605**

(22) Filed: **Jun. 8, 2005**

(30) **Foreign Application Priority Data**

Dec. 11, 2004 (DE) 4 04 06 993

(51) **LOC (8) Cl.** **03-01**

(52) **U.S. Cl.** **D3/265**

(58) **Field of Classification Search** D3/11,
D3/219, 225, 227-228, 230, 247, 252, 263,
D3/265-266, 294, 303-304, 313, 901, 903,
D3/420, 424, 201, 239; 206/5, 6; 24/915;
D9/414, 420, 422-424, 426; 211/85.1

See application file for complete search history.

(56) **References Cited**

U.S. PATENT DOCUMENTS

D121,595 S *	7/1940	Menn	D3/275
3,085,584 A *	4/1963	Hollinger	134/137
3,443,615 A *	5/1969	Lang	150/120
D255,038 S *	5/1980	Itakura	D21/385
D262,585 S *	1/1982	Anema	D3/205
4,758,022 A *	7/1988	Podosek et al.	281/15.1
D380,900 S *	7/1997	Pearson et al.	D3/294
D388,951 S *	1/1998	Mori	D3/201
D400,708 S *	11/1998	Srinaul	D3/294

D404,565 S *	1/1999	Ichihara et al.	D3/247
D428,253 S *	7/2000	Huang	D3/265
D484,693 S *	1/2004	Au	D3/265
6,923,327 B1 *	8/2005	Cohen	206/765
D509,133 S *	9/2005	Au	D9/420

* cited by examiner

Primary Examiner—Carol Rademaker

Assistant Examiner—Anna J Burmeister

(74) *Attorney, Agent, or Firm*—Crowell & Moring LLP

(57) **CLAIM**

The ornamental design for a glasses case, as shown and described.

DESCRIPTION

FIG. 1 is a top, front, right side perspective view of a glasses case showing my new design, shown in closed position;

FIG. 2 is a right side elevational view thereof, with the left side being a mirror image;

FIG. 3 is a top plan view thereof;

FIG. 4 is a front elevational view thereof;

FIG. 5 is a rear elevational view thereof;


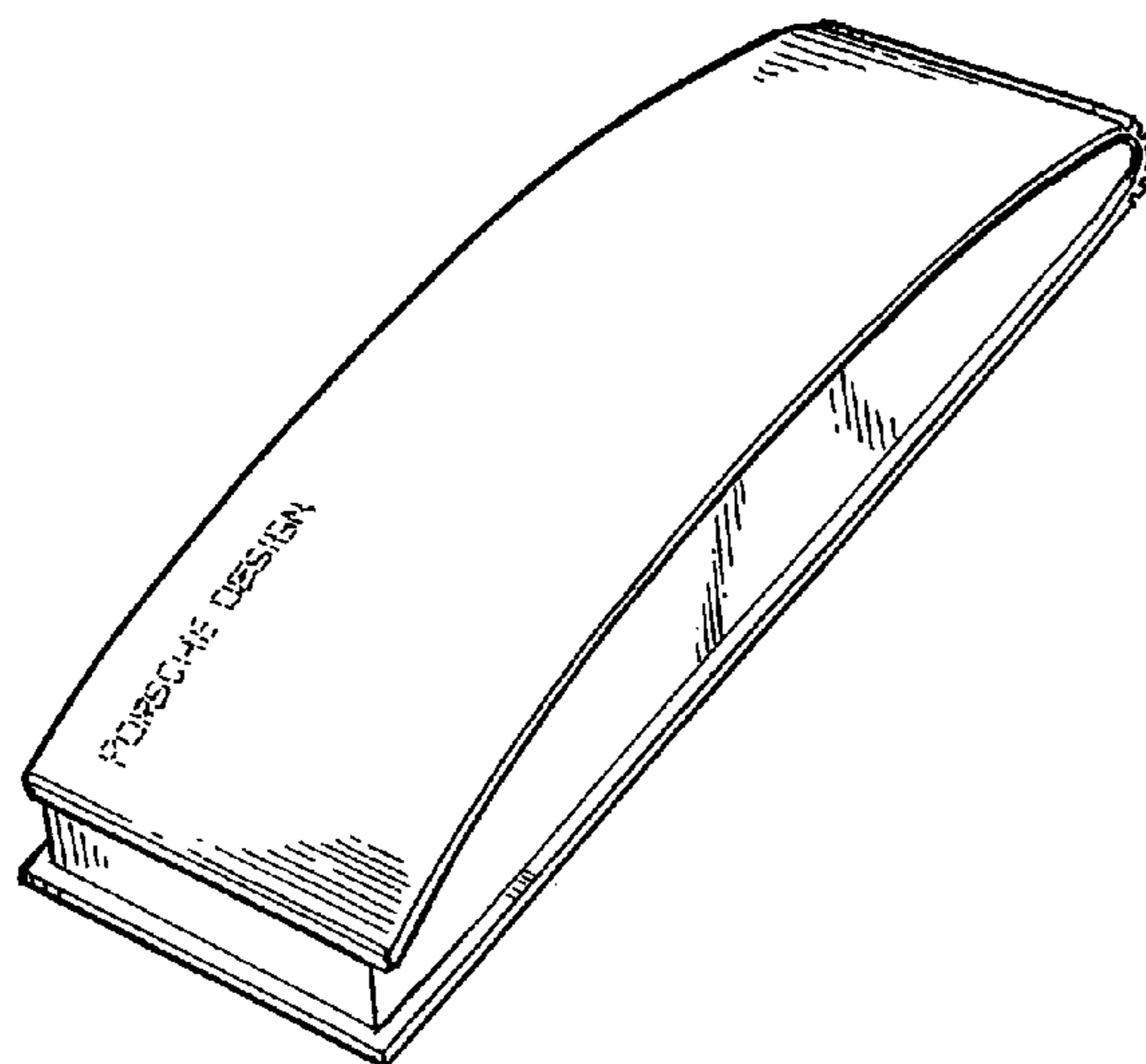
FIG. 6 is a top, right side perspective view thereof, shown in open position; and,

FIG. 7 is a top, front, right side perspective view thereof.

The broken lines are for illustrative purposes only and form no part of the claimed design.

The stippled shading shown in the drawings represents a contrasting surface material.

1 Claim, 3 Drawing Sheets



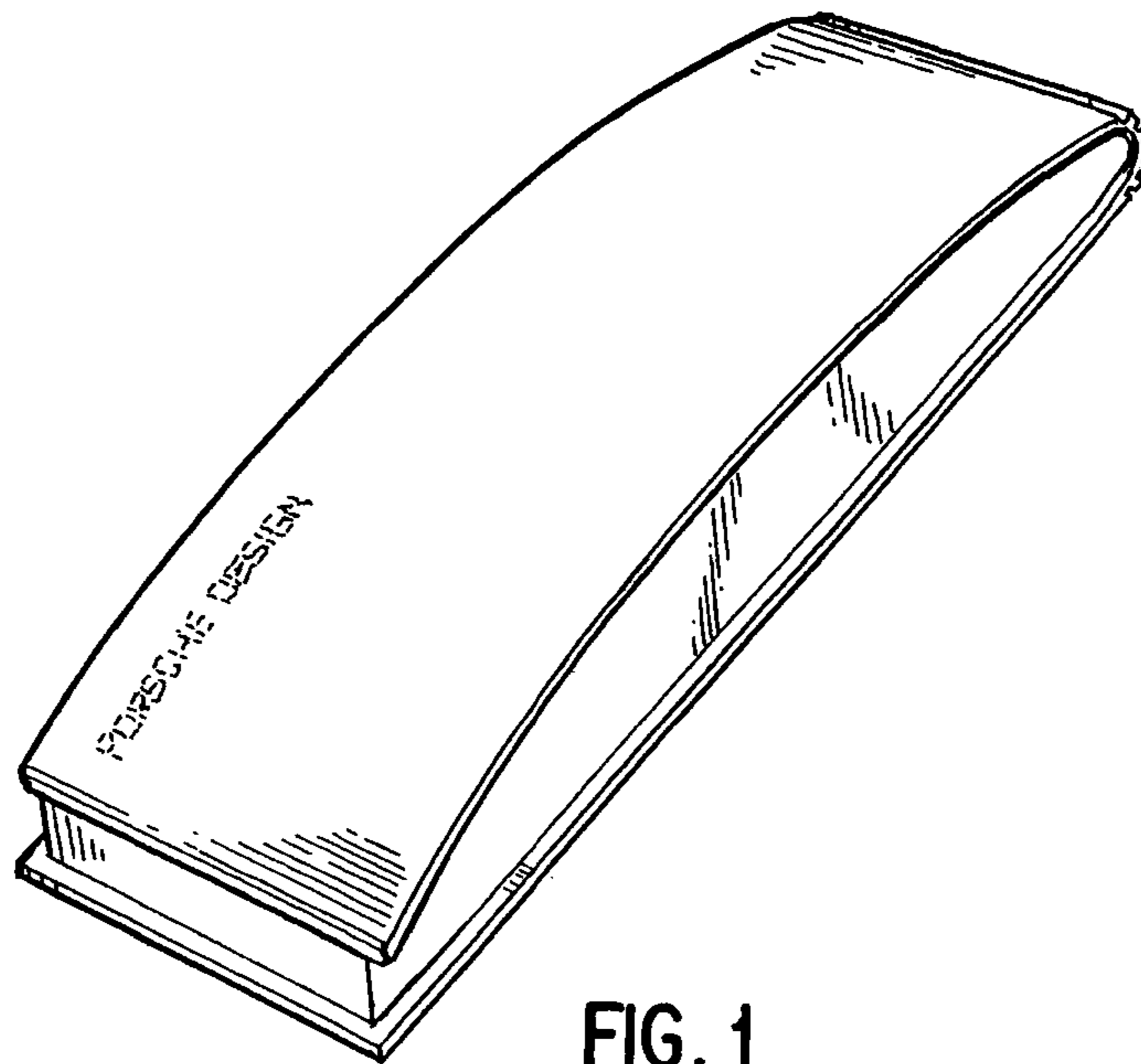


FIG. 1




FIG. 2




FIG. 3




FIG. 4




FIG. 5

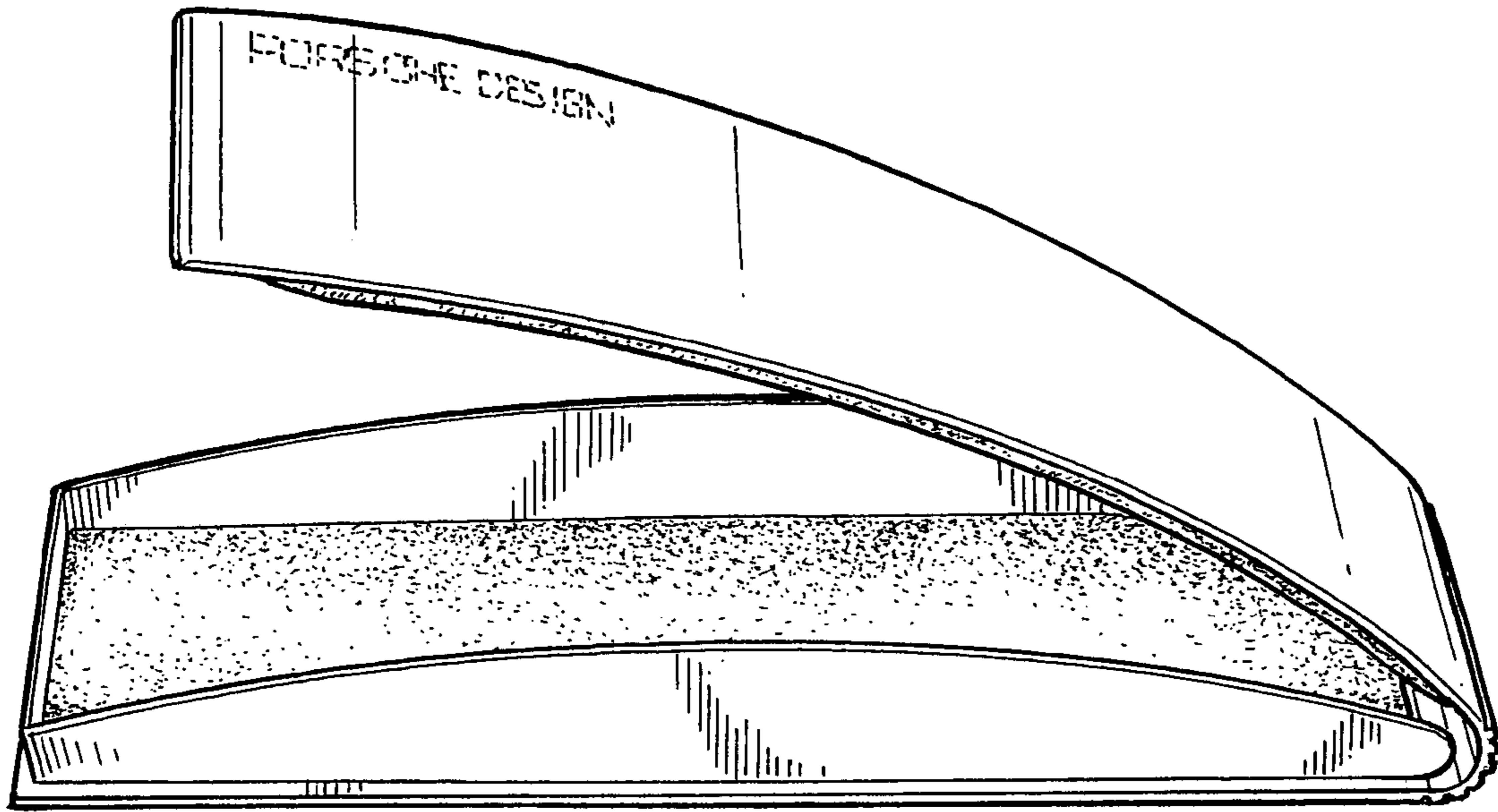


FIG. 6

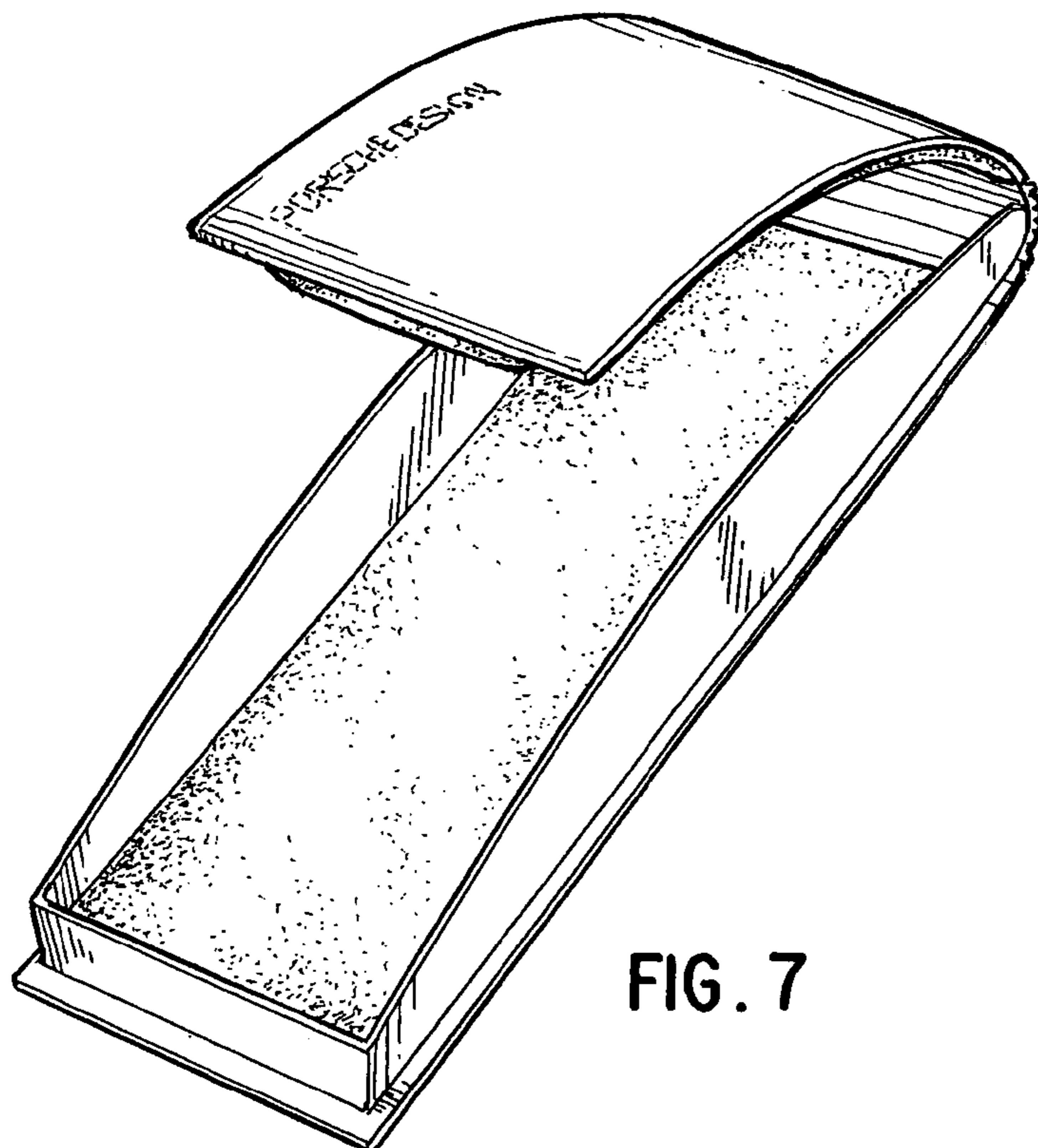


FIG. 7