



US00D552335S

(12) **United States Design Patent** (10) **Patent No.:** **US D552,335 S**  
**Matis et al.** (45) **Date of Patent:** **\*\* Oct. 9, 2007**

(54) **FOOTWEAR SOLE** D509,347 S \* 9/2005 Horton ..... D2/962  
 D518,280 S \* 4/2006 Matis et al. .... D2/957  
 (75) Inventors: **Clark A. Matis**, Charlotte, VT (US); D530,891 S \* 10/2006 Matis et al. .... D2/953  
**Trond Sonnergren**, Milan (IT) D537,611 S \* 3/2007 Matis et al. .... D2/953

(73) Assignee: **Wolverine World Wide, Inc.**,  
 Rockford, MI (US)

(\*\*) Term: **14 Years**

(21) Appl. No.: **29/242,691**

(22) Filed: **Nov. 14, 2005**

(51) **LOC (8) Cl.** ..... **02-04**

(52) **U.S. Cl.** ..... **D2/957; D2/953; D2/960**

(58) **Field of Classification Search** ..... D2/897,  
 D2/902, 906, 947, 949, 951-960; 36/3 B,  
 36/22 R, 24.5, 25 R, 30 R, 32 R, 67 A, 59 C  
 See application file for complete search history.

(56) **References Cited**

U.S. PATENT DOCUMENTS

D203,741 S *	2/1966	Wakeland	.....	D2/957
D287,663 S *	1/1987	Yung-Mao	.....	D2/959
D326,014 S *	5/1992	Issler	.....	D2/952
D332,863 S *	2/1993	Lucas	.....	D2/957
D342,151 S *	12/1993	Saito et al.	.....	D2/962
D432,766 S *	10/2000	von Conta	.....	D2/957
D433,790 S *	11/2000	Oliver	.....	D2/957
D447,854 S *	9/2001	Rogers	.....	D2/957
D474,878 S *	5/2003	Matis	.....	D2/953
D476,142 S *	6/2003	Matis	.....	D2/960
D477,905 S *	8/2003	Adams et al.	.....	D2/957
D487,331 S *	3/2004	Rogers et al.	.....	D2/952
D487,612 S	3/2004	Matis		
D490,596 S *	6/2004	Belley et al.	.....	D2/957
D496,525 S *	9/2004	Dykstra	.....	D2/960
D505,249 S *	5/2005	Urie	.....	D2/960
D507,401 S *	7/2005	Sedlbauer	.....	D2/959
D509,345 S *	9/2005	Munns	.....	D2/957

OTHER PUBLICATIONS

Merrell Fall 2000 Catalog, p. 27.  
 Merrell Fall 2003 Catalog, p. 14.  
 Merrell Spring 2004 Catalog, p. 16.

\* cited by examiner

*Primary Examiner*—Celia A. Murphy  
 (74) *Attorney, Agent, or Firm*—Warner Norcross & Judd  
 LLP

(57) **CLAIM**

The ornamental design for footwear sole, as shown and described.

**DESCRIPTION**

FIG. 1 is a perspective view of the footwear sole embodying the new design;

FIG. 2 is a top plan view thereof;

FIG. 3 is a right side view thereof;

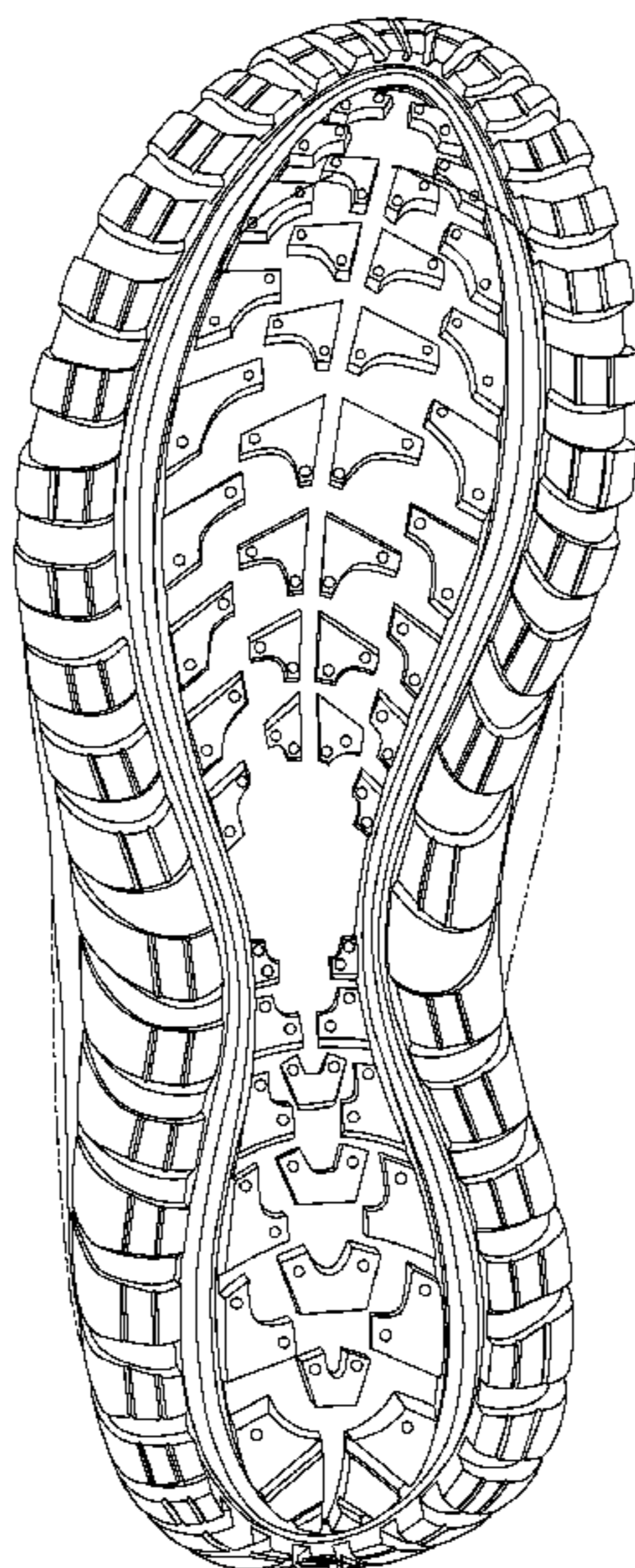
FIG. 4 is a left side view thereof;

FIG. 5 is a front view thereof; and,

FIG. 6 is a rear view thereof.

FIGS. 1-6 show features of an article of footwear in phantom lines. These features are shown for environmental purposes and do not form any part of the claimed design. Further, the phantom lines immediately adjacent the solid-line portions of the design form the boundary of the design, with the phantom lines forming no part of the claimed design.

**1 Claim, 4 Drawing Sheets**



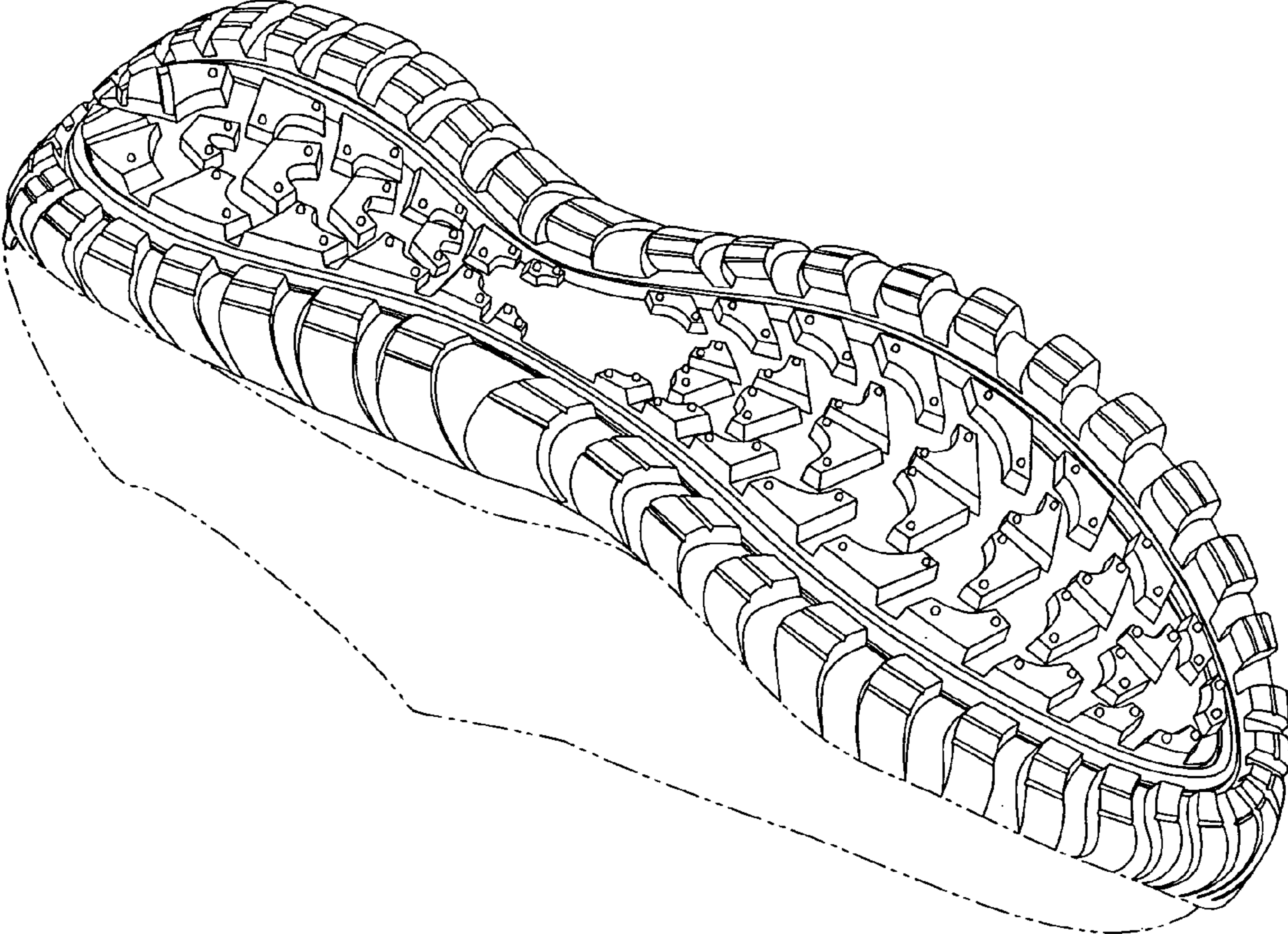


Fig. 1

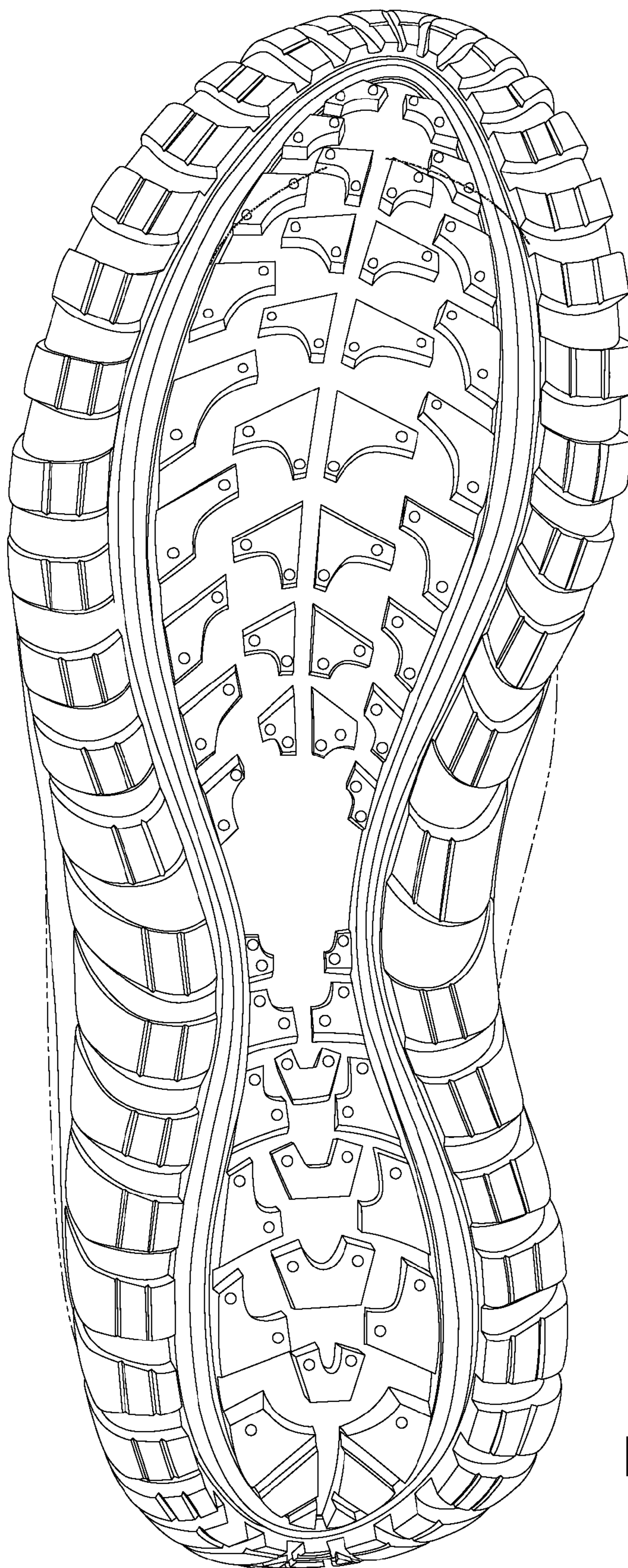


Fig. 2




Fig. 3




Fig. 4

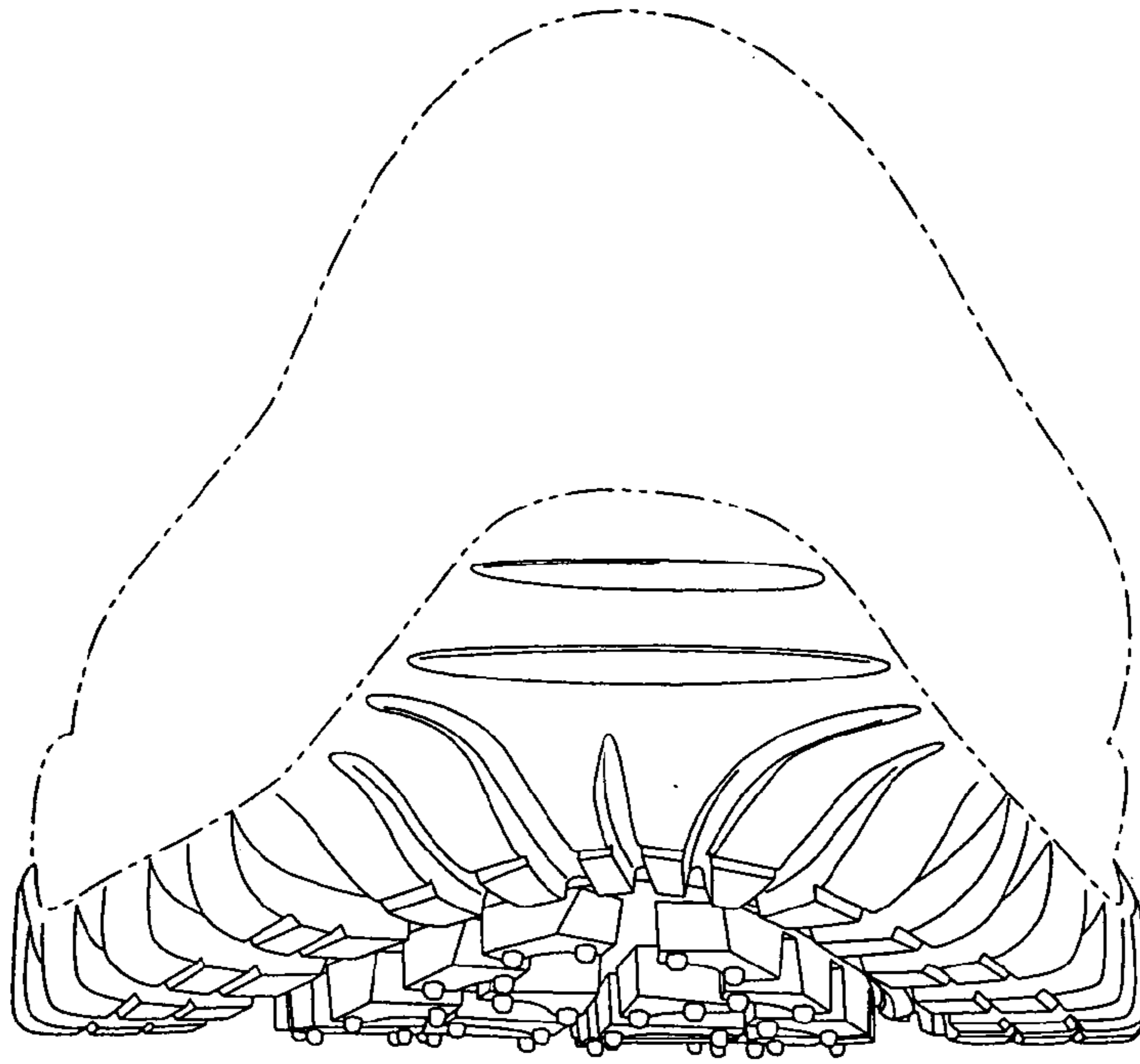


Fig. 5

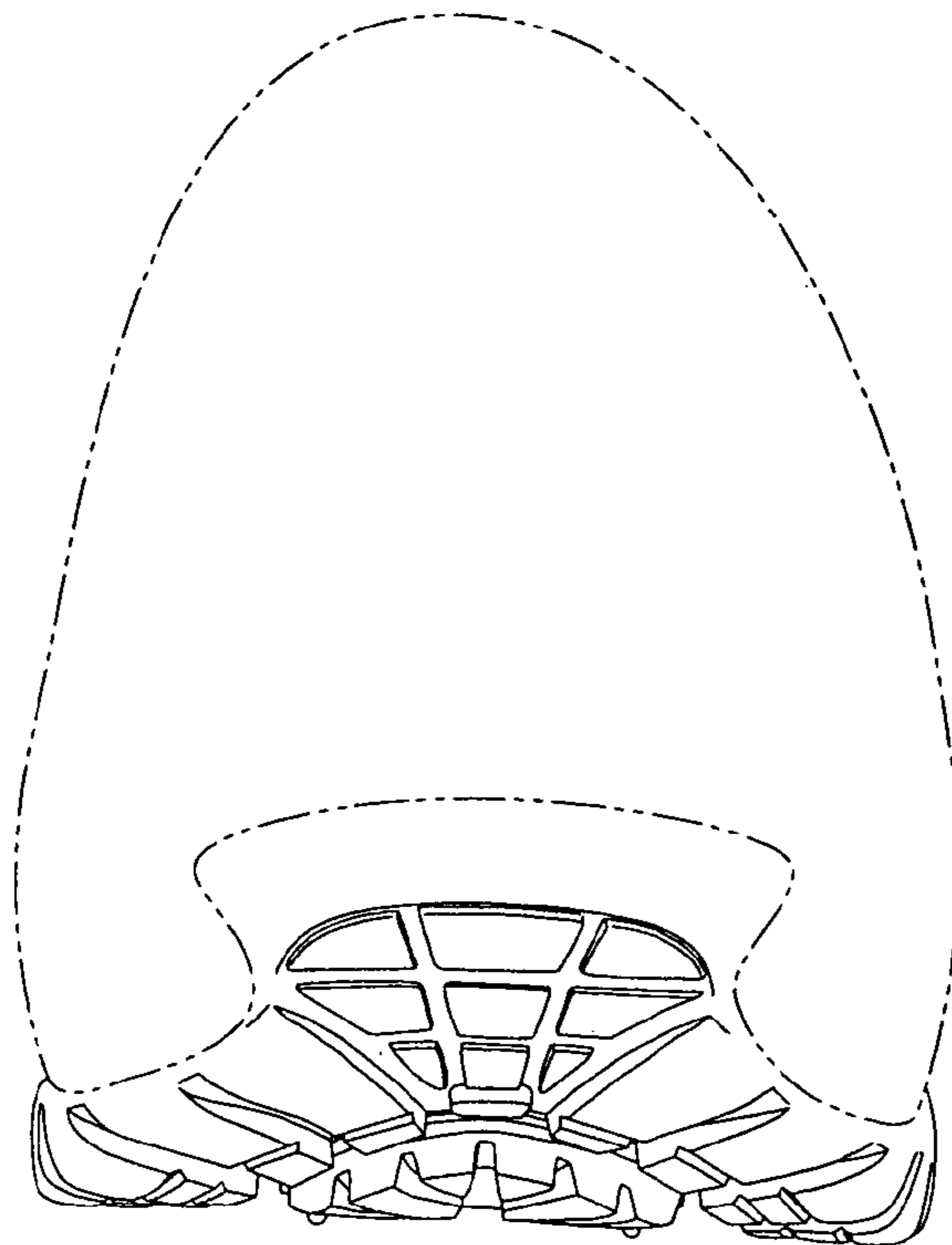


Fig. 6