



US00D552334S

(12) **United States Design Patent**
Lee

(10) **Patent No.:** **US D552,334 S**
(45) **Date of Patent:** **** Oct. 9, 2007**

(54) **SHOE SOLE**

(75) Inventor: **Yong Oh Lee**, Busan (KR)

(73) Assignee: **Z-Coil, Ltd.** (KR)

(**) Term: **14 Years**

(21) Appl. No.: **29/230,949**

(22) Filed: **May 27, 2005**

(30) **Foreign Application Priority Data**

Mar. 30, 2005 (KR) 30-2005-0010732

(51) **LOC (8) Cl.** **02-04**

(52) **U.S. Cl.** **D2/957; D2/959**

(58) **Field of Classification Search** D2/896,
D2/947, 949, 950, 951, 953, 954, 956, 957,
D2/959, 962; 36/3 B, 14, 15, 22 R, 24.5,
36/25 R, 28, 32 R, 43, 71, 103, 104, 113,
36/114, 115, 134

See application file for complete search history.

(56) **References Cited**

U.S. PATENT DOCUMENTS

2,115,507 A * 4/1938 Glidden 269/302

2,954,838 A * 10/1960 Nuorivaara 181/290
D250,917 S * 1/1979 Wynne D2/908
D319,334 S * 8/1991 Kiyosawa D2/959
D370,993 S * 6/1996 Mangee D2/959
D405,944 S * 2/1999 Sessa D2/959
D509,950 S * 9/2005 Adams et al. D2/959
D531,789 S * 11/2006 Kohastu et al. D2/959

* cited by examiner

Primary Examiner—Ian Simmons

Assistant Examiner—Dana Sipos

(74) *Attorney, Agent, or Firm*—Brooks Kushman P.C.

(57) **CLAIM**

The ornamental design for a shoe sole, as shown and described.

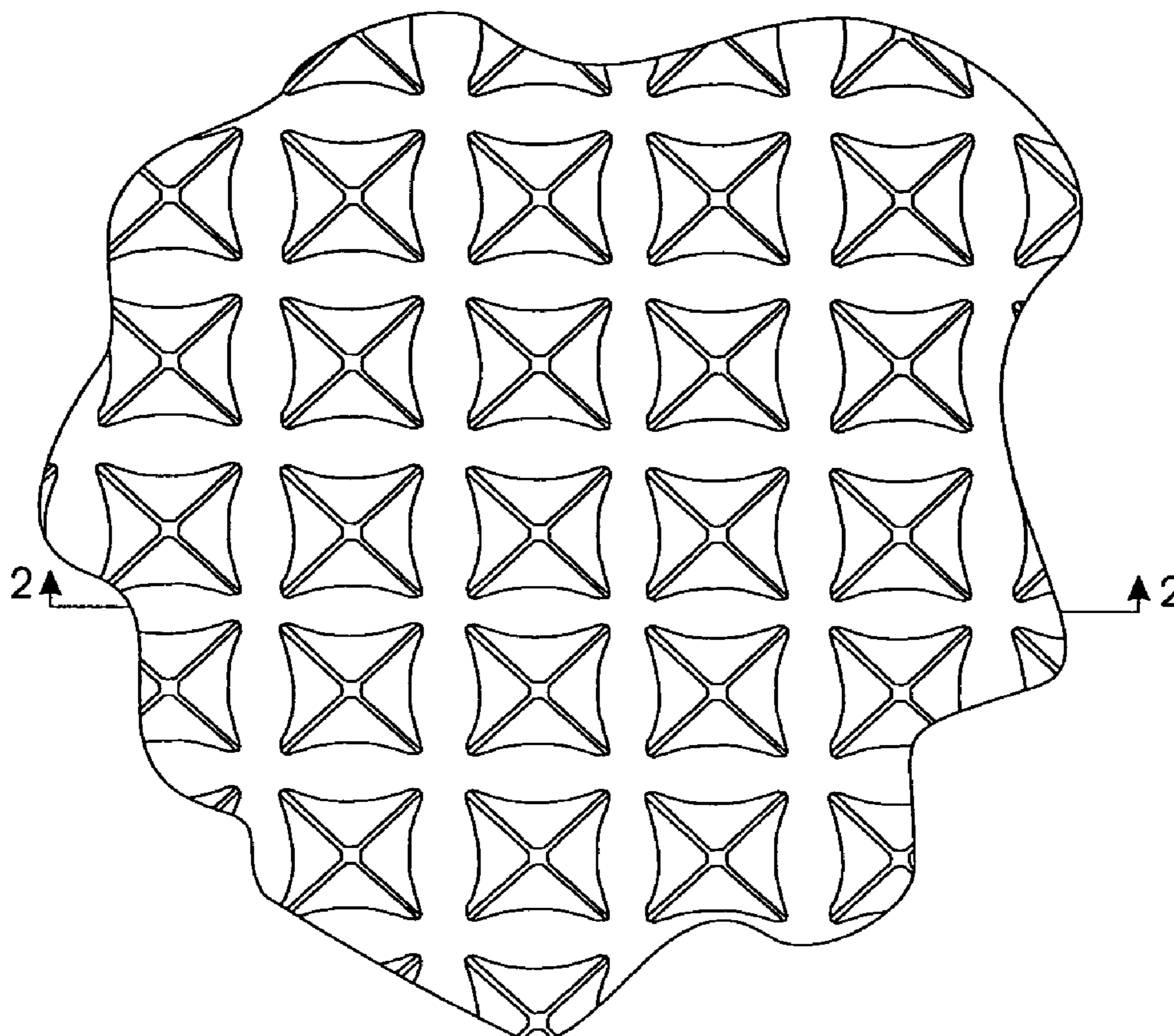
DESCRIPTION

FIG. 1 is a bottom plan view of a shoe sole showing my new design;

FIG. 2 is a cross sectional view thereof, taken along the line 2—2 in FIG. 1; and,

FIG. 3 is a top plan view of FIG. 1.

1 Claim, 2 Drawing Sheets



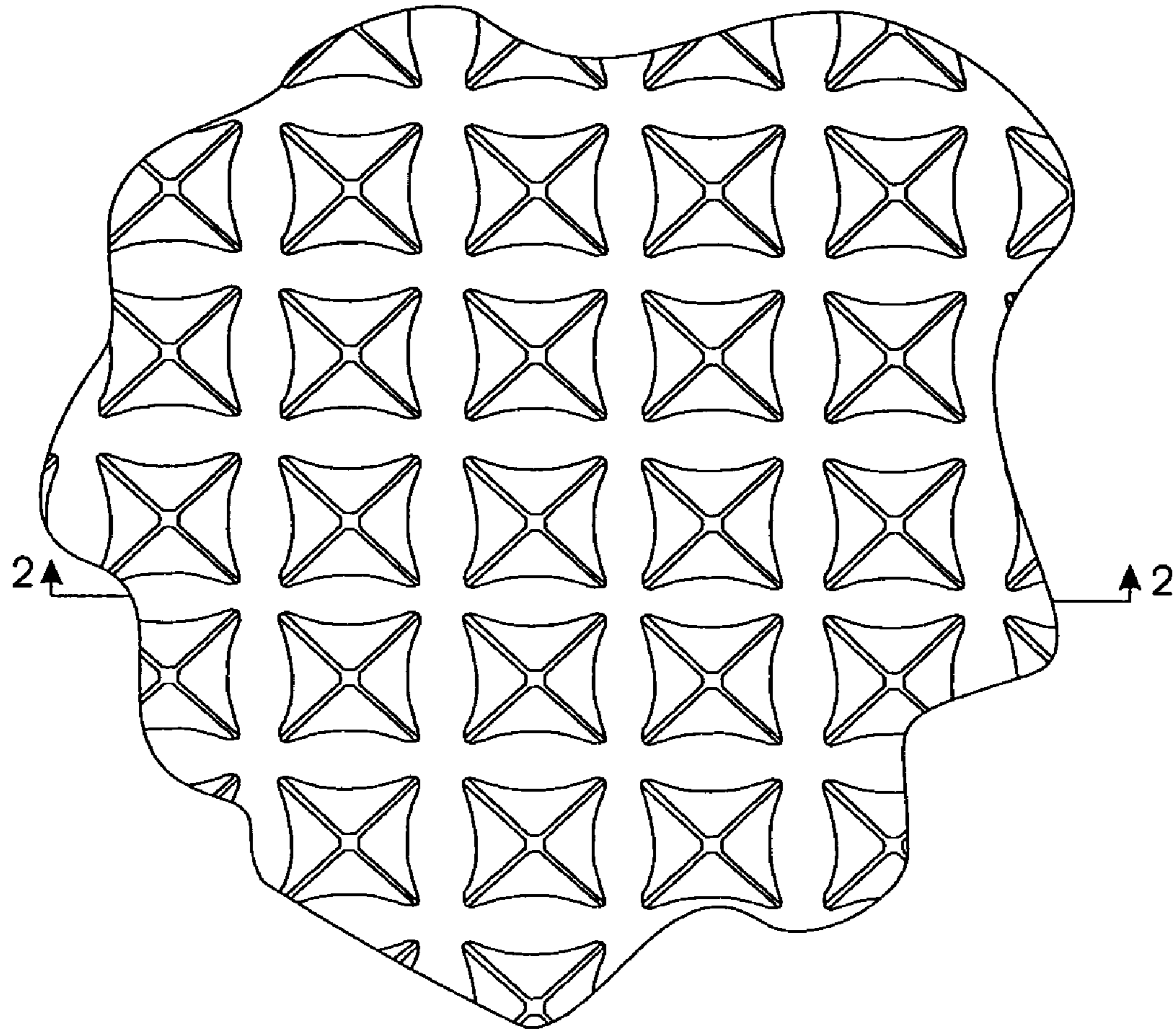


Fig. 1

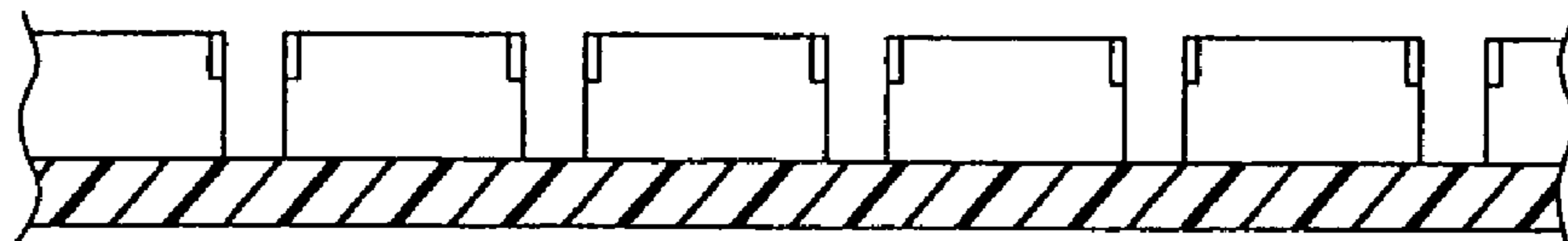


Fig. 2




Fig. 3