

US00D552320S

(12) **United States Design Patent** (10) **Patent No.:** **US D552,320 S**  
**Presnell et al.** (45) **Date of Patent:** **\*\* Oct. 2, 2007**

(54) **WHEELED CONTAINER**  
(75) Inventors: **Donald C. Presnell**, Stephens City, VA (US); **Michael W. Severa**, Cheswick, PA (US); **Christen M. Brooker**, Stephens City, VA (US)

6,202,922 B1 3/2001 Phillips et al.  
6,382,573 B1 5/2002 Cepeda  
6,416,023 B1 7/2002 Satsky  
D478,701 S 8/2003 Panek, Jr.  
D532,173 S \* 11/2006 Aiken et al. .... D34/5  
D542,000 S \* 5/2007 Miller ..... D34/5  
D542,496 S \* 5/2007 Sabbag ..... D34/5

(73) Assignee: **Rubbermaid Commercial Products LLC**, Winchester, VA (US)

\* cited by examiner

(\*\*) Term: **14 Years**

*Primary Examiner*—Cynthia E. Ramirez  
(74) *Attorney, Agent, or Firm*—Foley & Lardner LLP

(21) Appl. No.: **29/267,033**

(57) **CLAIM**

(22) Filed: **Oct. 4, 2006**

The ornamental design for a wheeled container, as shown and described.

(51) **LOC (8) Cl.** ..... **09-09**

(52) **U.S. Cl.** ..... **D34/5**

(58) **Field of Classification Search** ..... D34/1-11,  
D34/14, 16, 18, 20; 280/47.31, 653, 47.26,  
280/47.18, 47.23, 652; 220/908

See application file for complete search history.

**DESCRIPTION**

(56) **References Cited**

U.S. PATENT DOCUMENTS

- 2,425,260 A 8/1947 Mayer
- 3,099,390 A 7/1963 Dylla
- 3,451,582 A 6/1969 Morgan
- 3,510,055 A 5/1970 Safford
- 4,953,740 A 9/1990 Koda
- 4,953,744 A 9/1990 Koyama
- 5,076,458 A 12/1991 Weiner et al.
- 5,318,315 A \* 6/1994 White et al. .... 280/47.26
- 5,361,978 A 11/1994 Monroe
- D361,191 S \* 8/1995 Kowalski et al. .... D34/27
- D374,529 S 10/1996 Sanderson
- D389,972 S \* 1/1998 Grosfillex ..... D34/16
- D404,870 S \* 1/1999 Van Rhielen ..... D34/16
- D420,187 S \* 2/2000 Houry ..... D34/19
- 6,053,354 A 4/2000 Niemeyer
- 6,138,558 A 10/2000 Harrington
- D437,668 S 2/2001 Sanka

FIG. 1 is a top frontal perspective view of a wheeled container according to our new design;

FIG. 2 is a front view of the wheeled container shown in FIG. 1;

FIG. 3 is a back view of the wheeled container shown in FIG. 1;

FIG. 4 is a left side view of the wheeled container shown in FIG. 1;

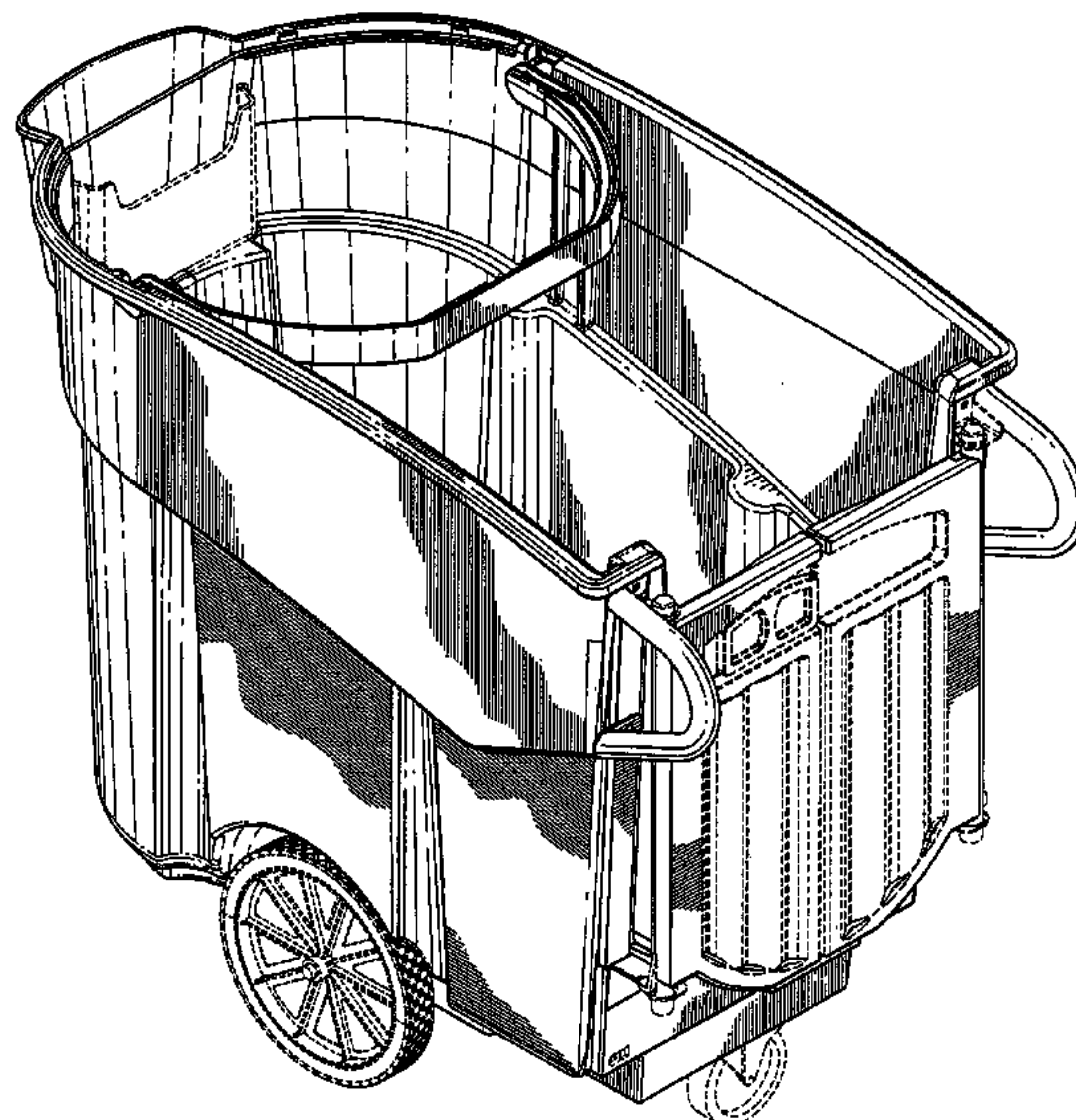
FIG. 5 is a right side view of the wheeled container shown in FIG. 1;

FIG. 6 is a top view of the wheeled container shown in FIG. 1; and,

FIG. 7 is a bottom view of the wheeled container shown in FIG. 1.

The ornamental design which is claimed is shown in solid lines in the drawings. The broken lines in the drawings are for illustrative purposes only and form no part of the claimed design.

**1 Claim, 7 Drawing Sheets**



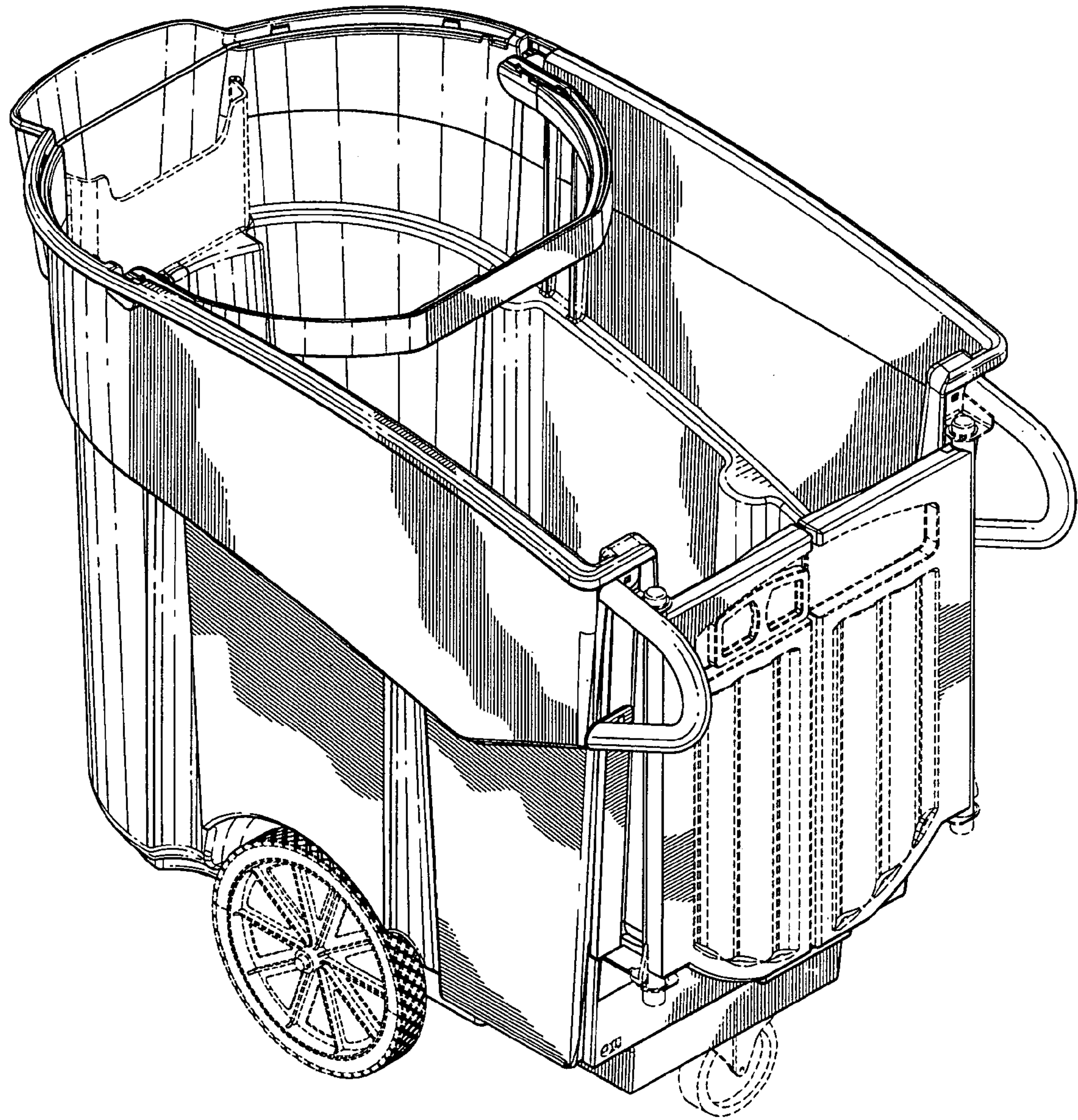


FIG. 1



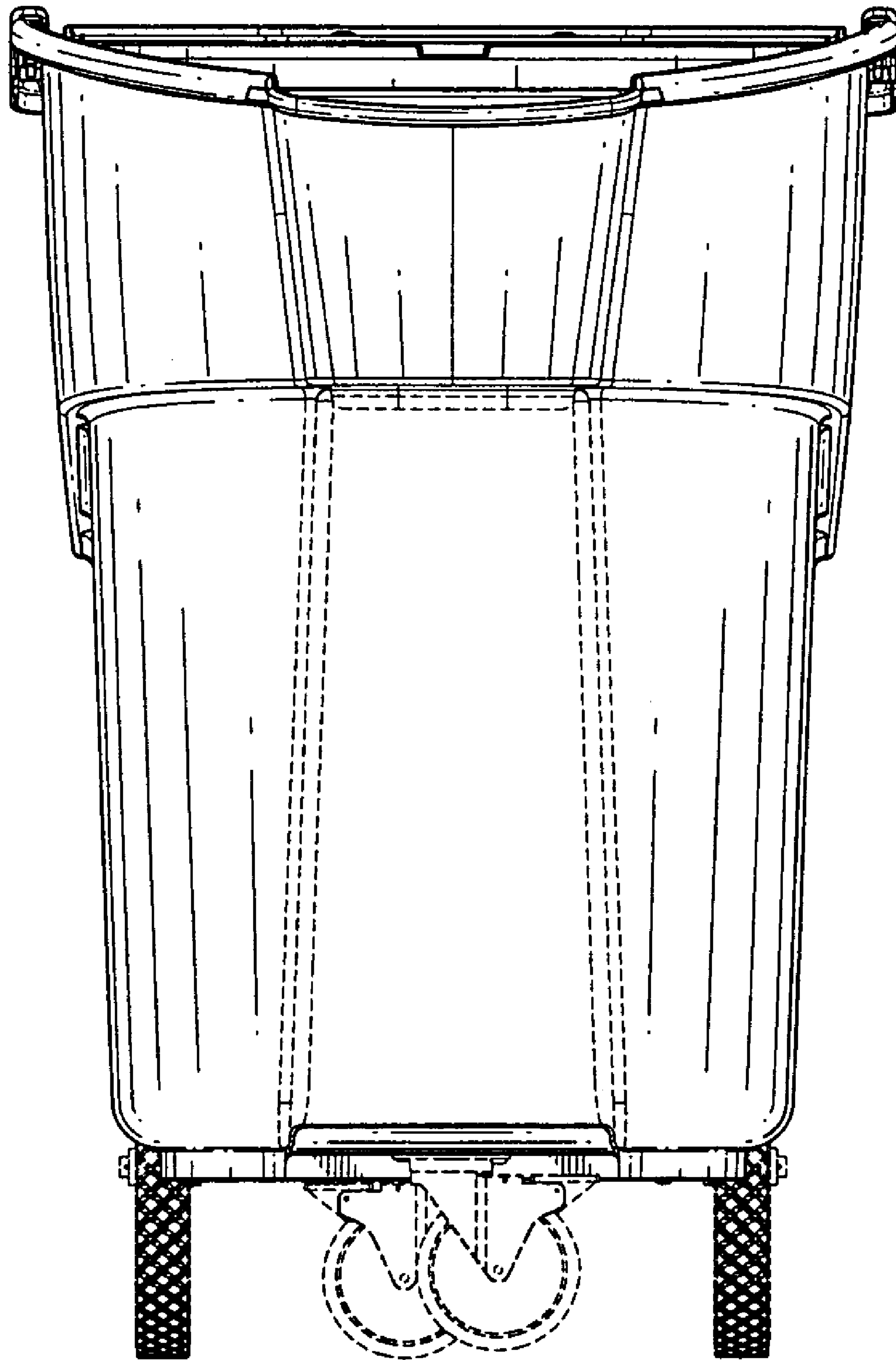


FIG. 2

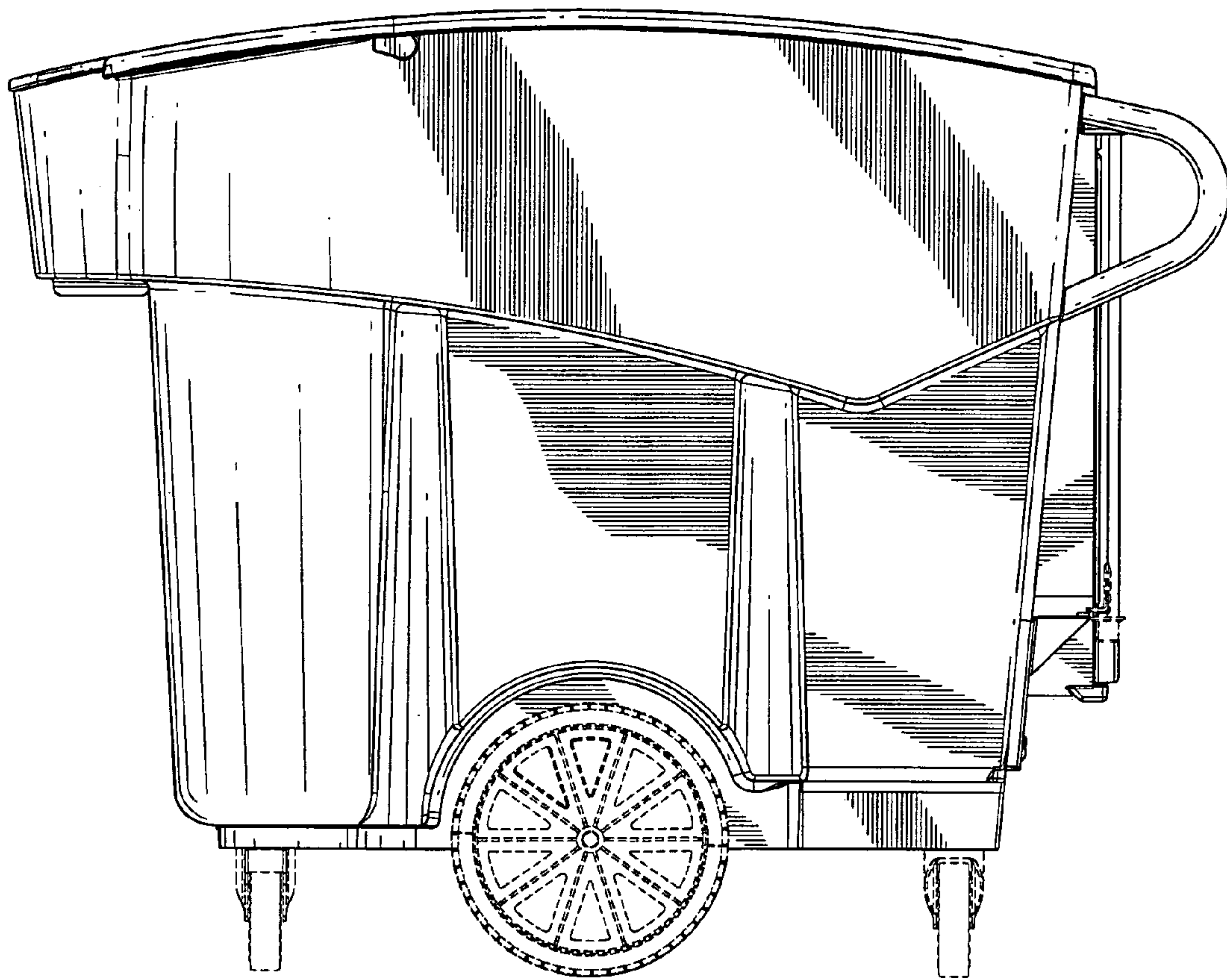


FIG. 3




FIG. 4

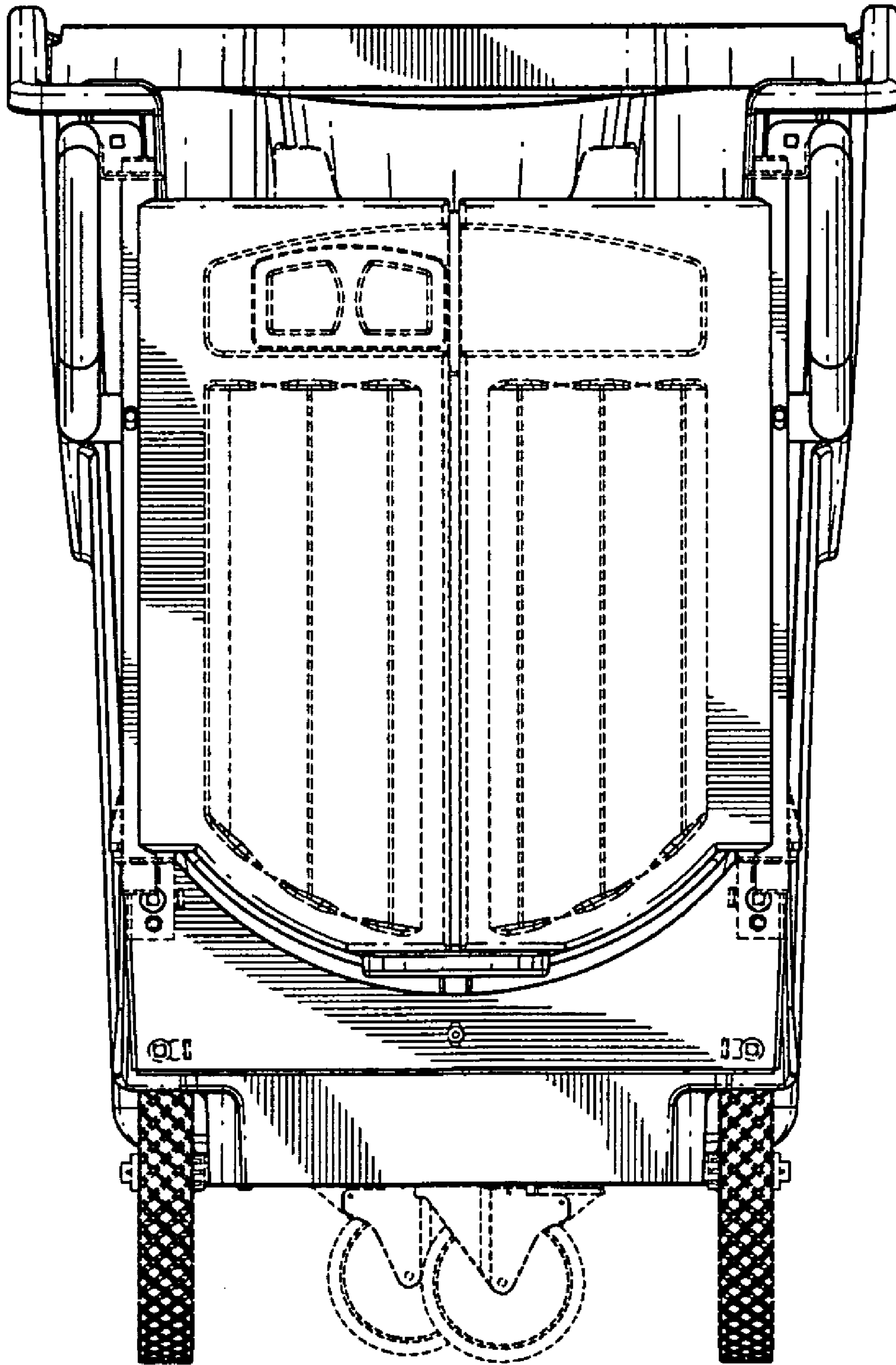


FIG. 5

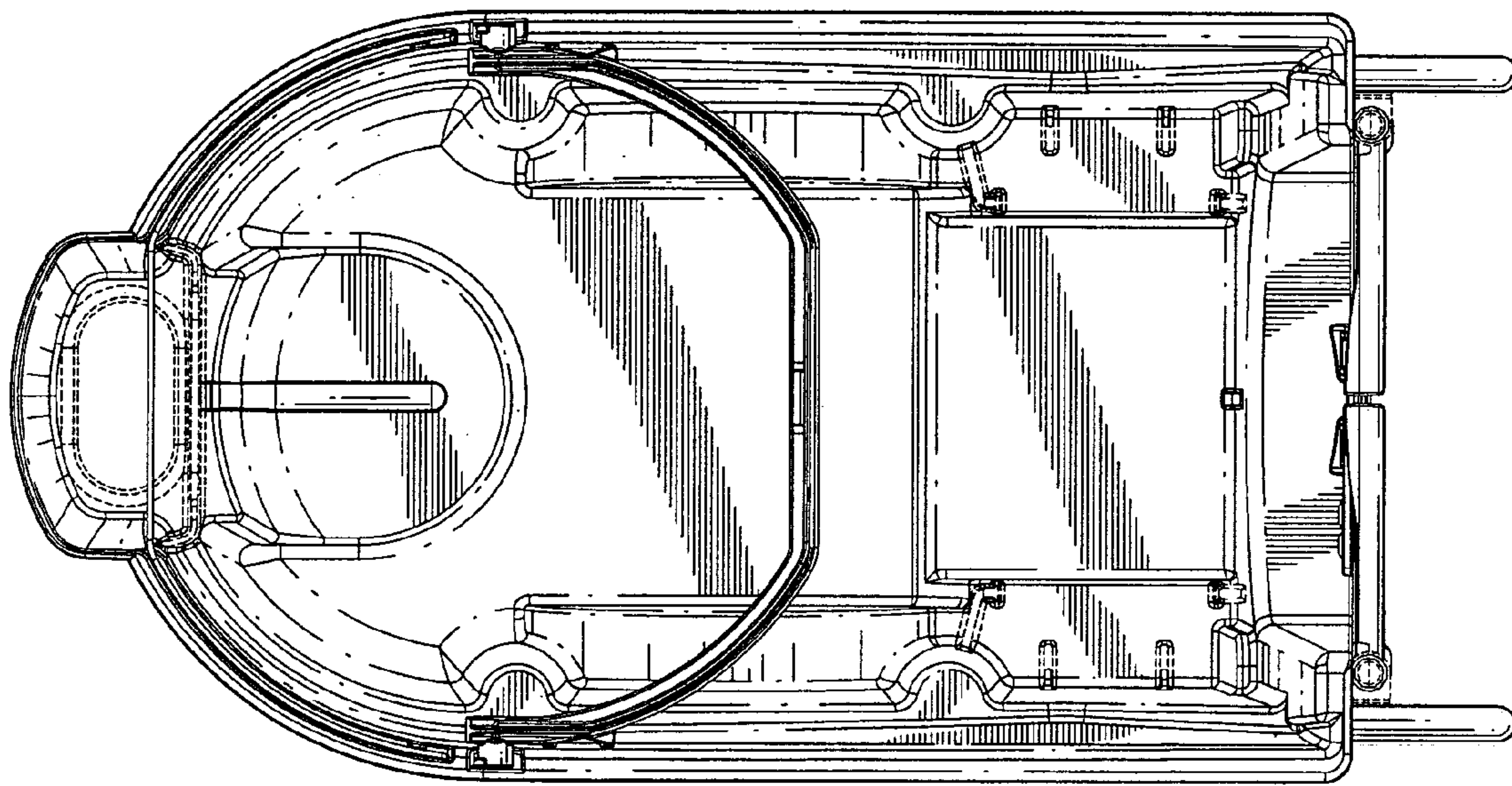


FIG. 6



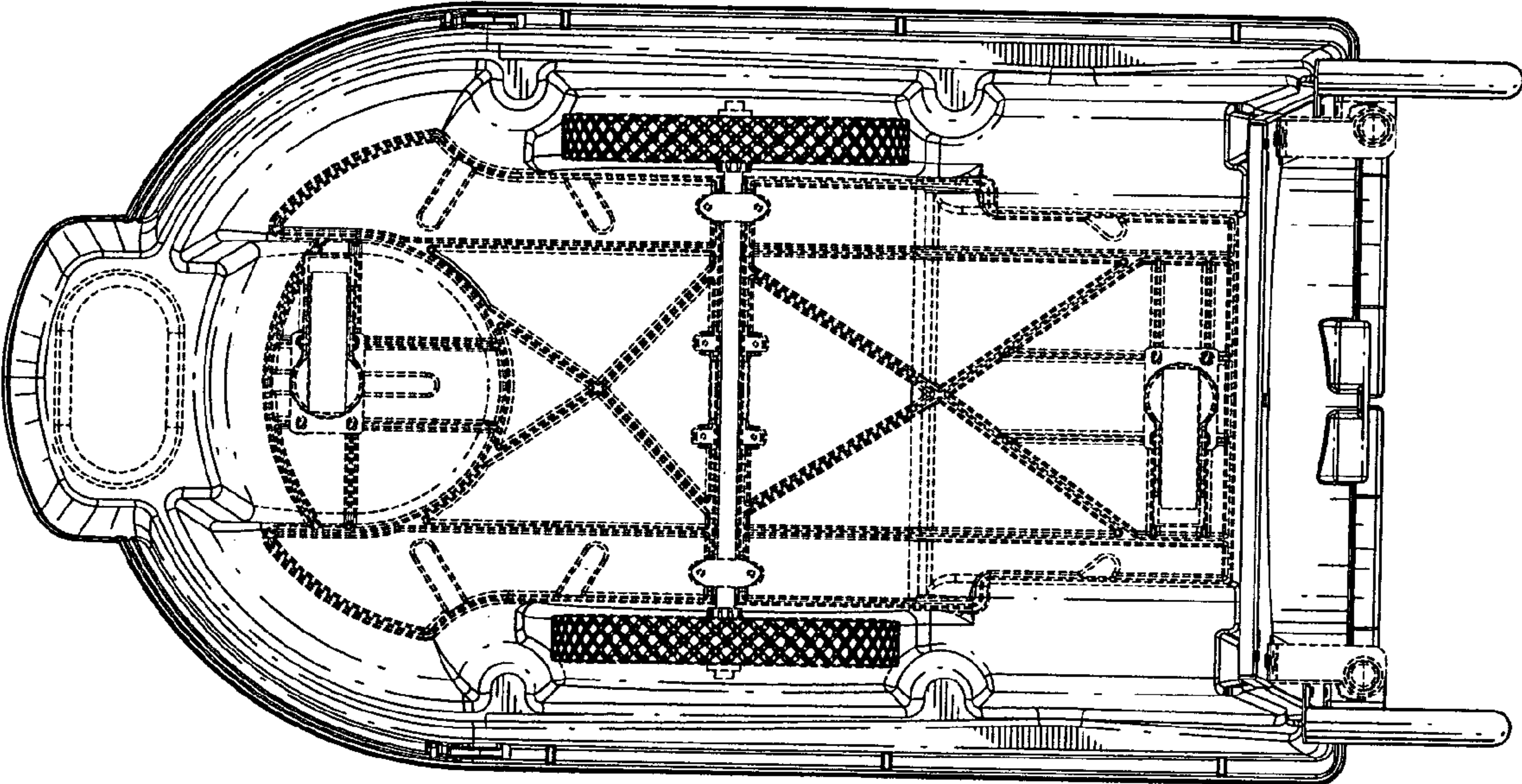


FIG. 7