



US00D552312S

(12) **United States Design Patent**
Solomon, Jr.

(10) **Patent No.:** **US D552,312 S**
(45) **Date of Patent:** **** Oct. 2, 2007**

(54) **DEVICE FOR HOLDING SOCKS DURING WASHING**

(76) Inventor: **John J. Solomon, Jr.**, 7 Whitney Dr.,
Lincoln, RI (US) 02865

(**) Term: **14 Years**

(21) Appl. No.: **29/227,197**

(22) Filed: **Apr. 8, 2005**

(51) **LOC (8) Cl.** **08-99**

(52) **U.S. Cl.** **D32/35**

(58) **Field of Classification Search** D32/35,
D32/36, 58, 60, 61, 62, 29.1; D11/200; D3/201;
D8/394-396, 383; 140/82, 83; 24/3.1, 35 R,
24/3.5 S, 3.5 R, 3.5 P, 3.5 L, 563, DIG. 29,
24/571

See application file for complete search history.

(56) **References Cited**

U.S. PATENT DOCUMENTS

D194,177 S *	12/1962	Swett	D6/546
3,346,927 A *	10/1967	Tompkins	24/464
3,688,348 A *	9/1972	Klotz et al.	24/16 R
5,367,809 A *	11/1994	Ross	40/668
D359,229 S *	6/1995	Jules	D8/395
5,440,791 A *	8/1995	Guio	24/545
D400,686 S *	11/1998	Hamerman	D2/610
6,062,622 A *	5/2000	Susman et al.	294/149

6,092,241 A *	7/2000	Bellet	2/239
6,161,263 A *	12/2000	Anderson	24/545
6,463,636 B1 *	10/2002	Friedewald	24/595.1
D533,323 S *	12/2006	Donovan et al.	D32/40

* cited by examiner

Primary Examiner—Alan P. Douglas

Assistant Examiner—Barbara Fox

(74) *Attorney, Agent, or Firm*—Robert J Doherty

(57) **CLAIM**

The ornamental design for a device for holding socks during washing, as shown and described.

DESCRIPTION

FIG. 1 is a perspective view of a device for holding socks during washing in a use position showing my design;

FIG. 2 is a front perspective view of the device shown in FIG. 1 but in unfurled position;

FIG. 3 is a front elevational view of FIG. 2;

FIG. 4 is a left side elevational view of FIG. 3;

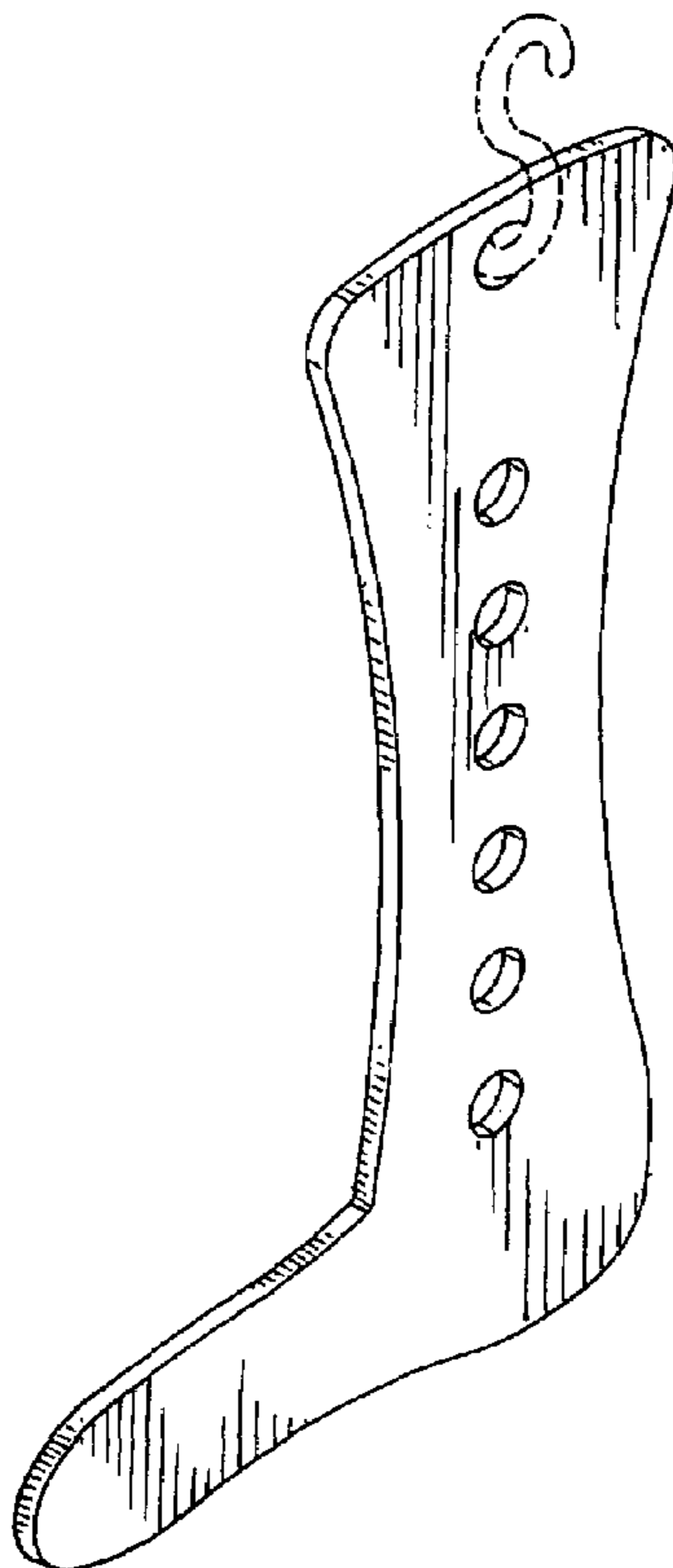
FIG. 5 is a right side elevational view of FIG. 3;

FIG. 6 is a top plan view of FIG. 3; and,

FIG. 7 is a bottom plan view of FIG. 3.

The broken lines in the drawings represent unclaimed subject matter.

1 Claim, 4 Drawing Sheets



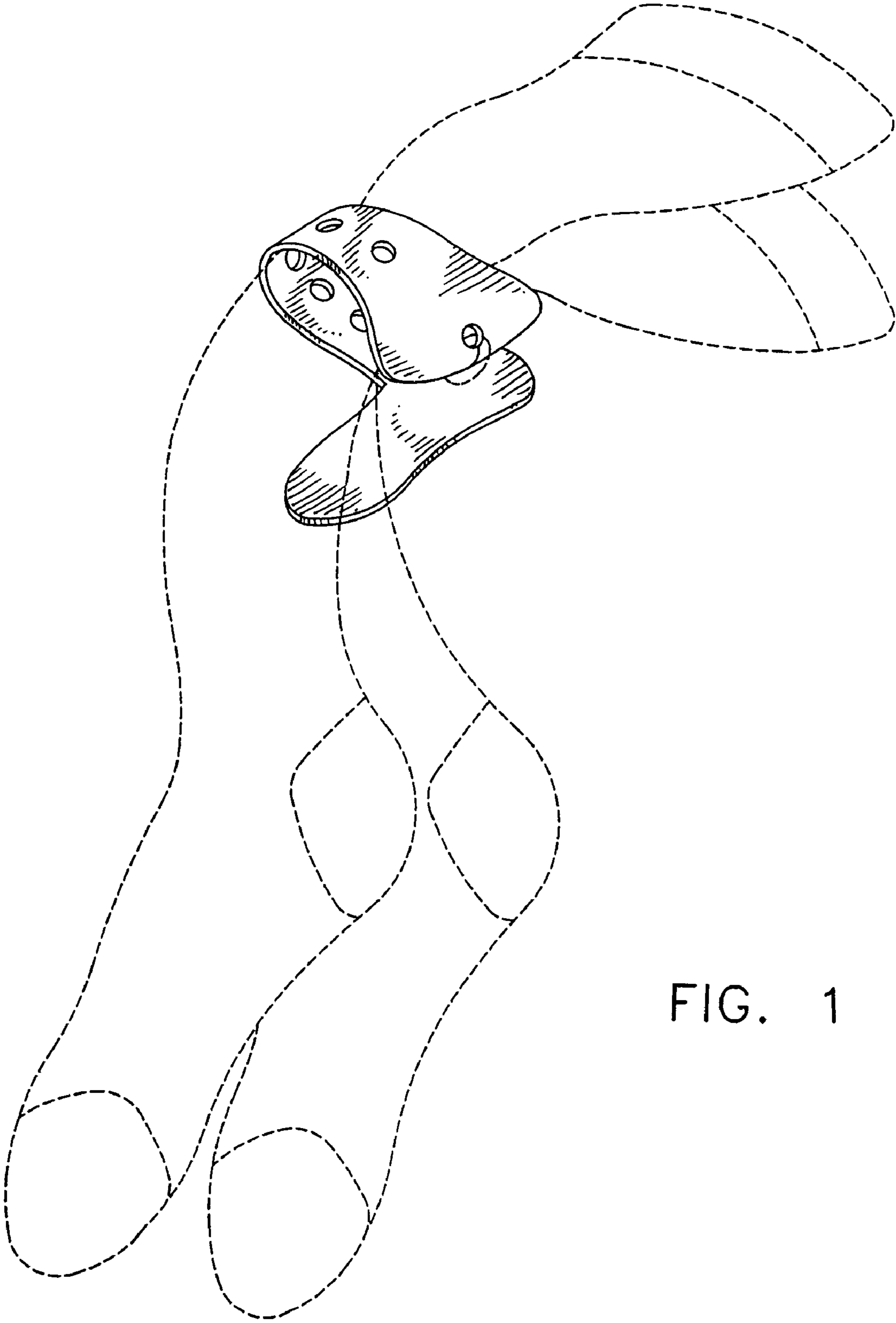


FIG. 1

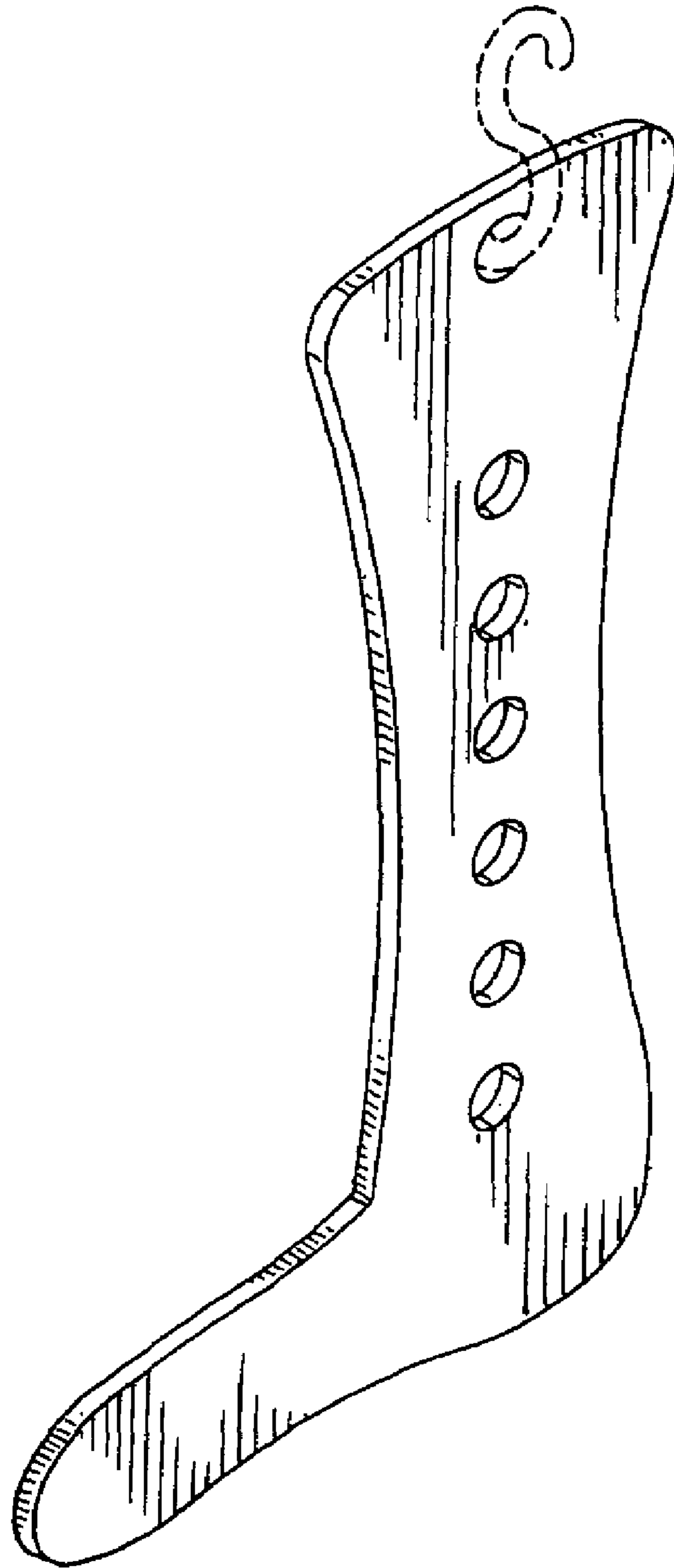


FIG. 2

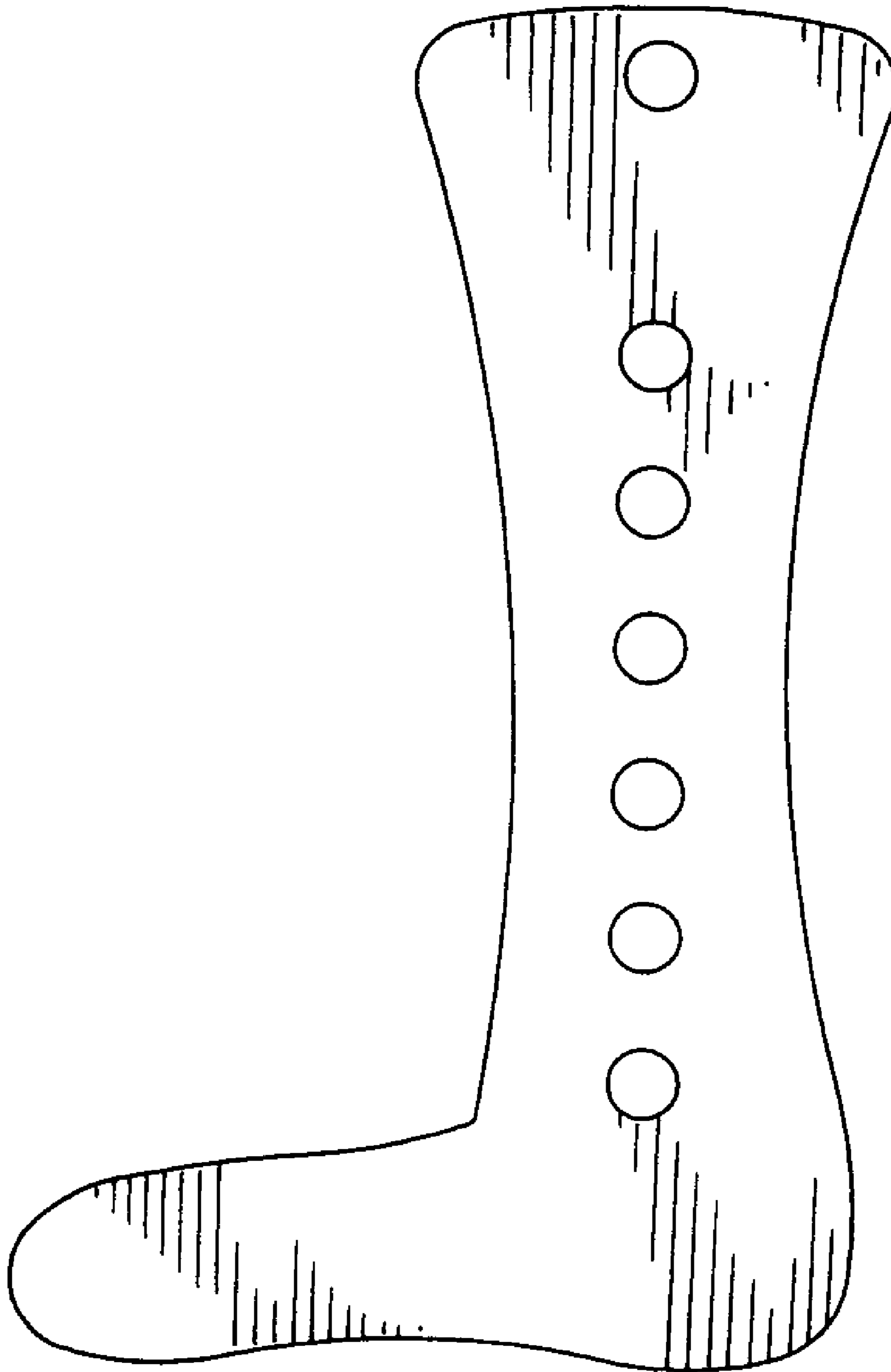


FIG. 3



FIG. 4



FIG. 5

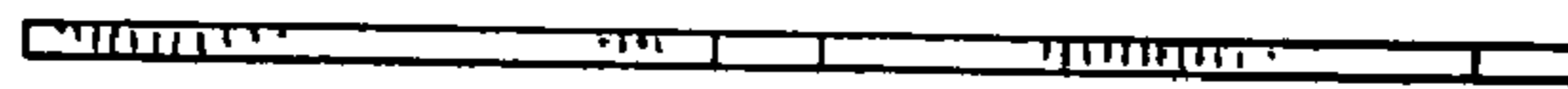


FIG. 6

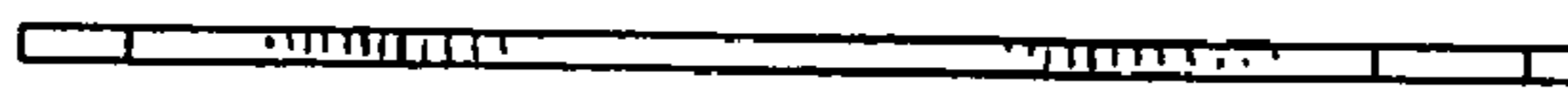


FIG. 7