



US00D552301S

(12) **United States Design Patent**  
**Domack et al.**

(10) **Patent No.:** **US D552,301 S**

(45) **Date of Patent:** **\*\* Oct. 2, 2007**

(54) **EXECUTIVE DESK**

(75) Inventors: **Randy D. Domack**, Trempeleau, WI (US); **Terry A. Everson**, Blair, WI (US)

(73) Assignee: **Ashley Furniture Industries, Inc.**, Arcadia, WI (US)

(\*\*) Term: **14 Years**

(21) Appl. No.: **29/255,870**

(22) Filed: **Mar. 13, 2006**

(51) **LOC (8) Cl.** ..... **06-04**

(52) **U.S. Cl.** ..... **D28/422**

(58) **Field of Classification Search** ..... D6/422-428, D6/480, 484, 485, 487; 312/194-196, 223.1, 312/223.2

See application file for complete search history.

(56) **References Cited**

**U.S. PATENT DOCUMENTS**

- D101,102 S \* 9/1936 Bower ..... D6/422
- D143,469 S \* 1/1946 Danziger ..... D6/428
- D358,273 S \* 5/1995 Tatum et al. .... D6/428
- 6,027,188 A \* 2/2000 Nickens ..... 312/111
- D508,345 S \* 8/2005 Mendini ..... D6/436
- D510,490 S \* 10/2005 Risdon ..... D6/441
- D511,059 S \* 11/2005 Sinding et al. .... D6/482
- D512,249 S 12/2005 Martin

D527,204 S \* 8/2006 O'Hare ..... D5/441

\* cited by examiner

*Primary Examiner*—Janice Seeger

*Assistant Examiner*—Zenia Bennett

(74) *Attorney, Agent, or Firm*—Patterson, Thuente, Skaar & Christensen, P.A.

(57) **CLAIM**

The ornamental design for an executive desk, as shown and described.

**DESCRIPTION**

FIG. 1 is a perspective view of an executive desk according to an embodiment of the invention.

FIG. 2 is a perspective view of an executive desk according to an embodiment of the invention.

FIG. 3 is a back view of an executive desk according to an embodiment of the invention;

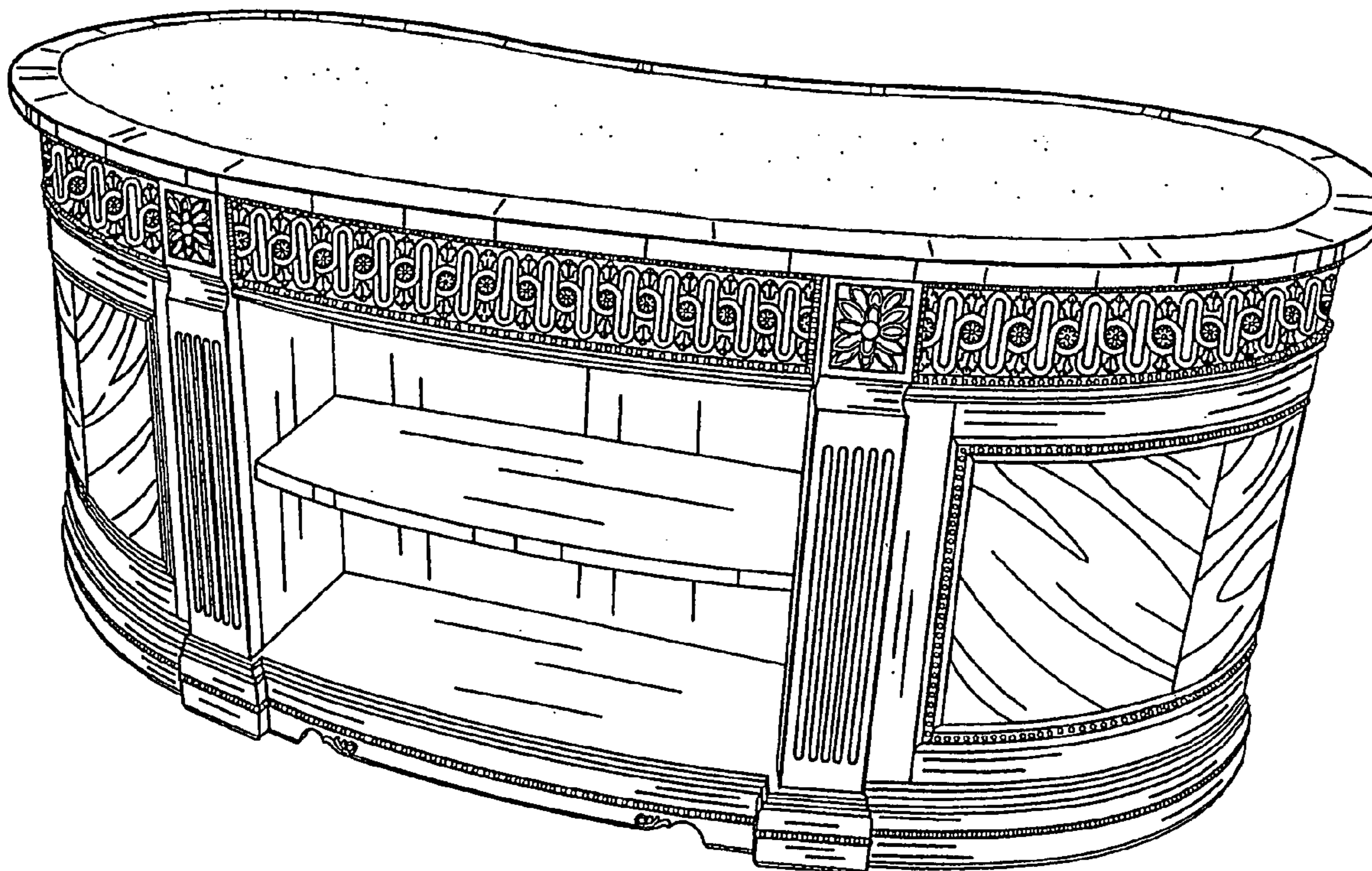
FIG. 4 is a top view of an executive desk according to an embodiment of the invention;

FIG. 5 is a side view of an executive desk according to an embodiment of the invention, the view from the opposite side being a mirror-image thereto; and,

FIG. 6 is a front view of an executive desk according to an embodiment of the invention.

The broken lines showing hinges and handles are for illustrative purposes only and form no part of the claimed design.

**1 Claim, 6 Drawing Sheets**



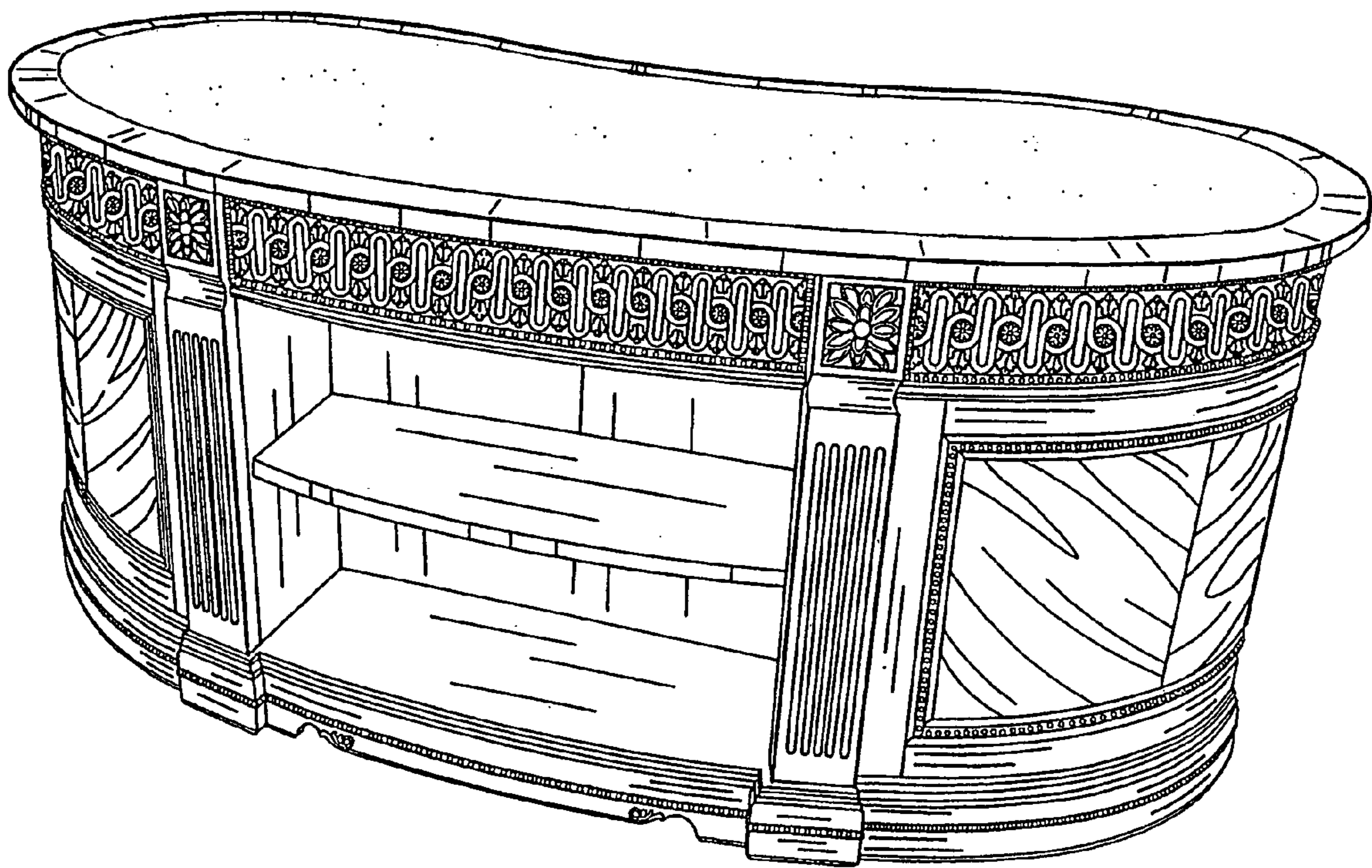


Fig. 1

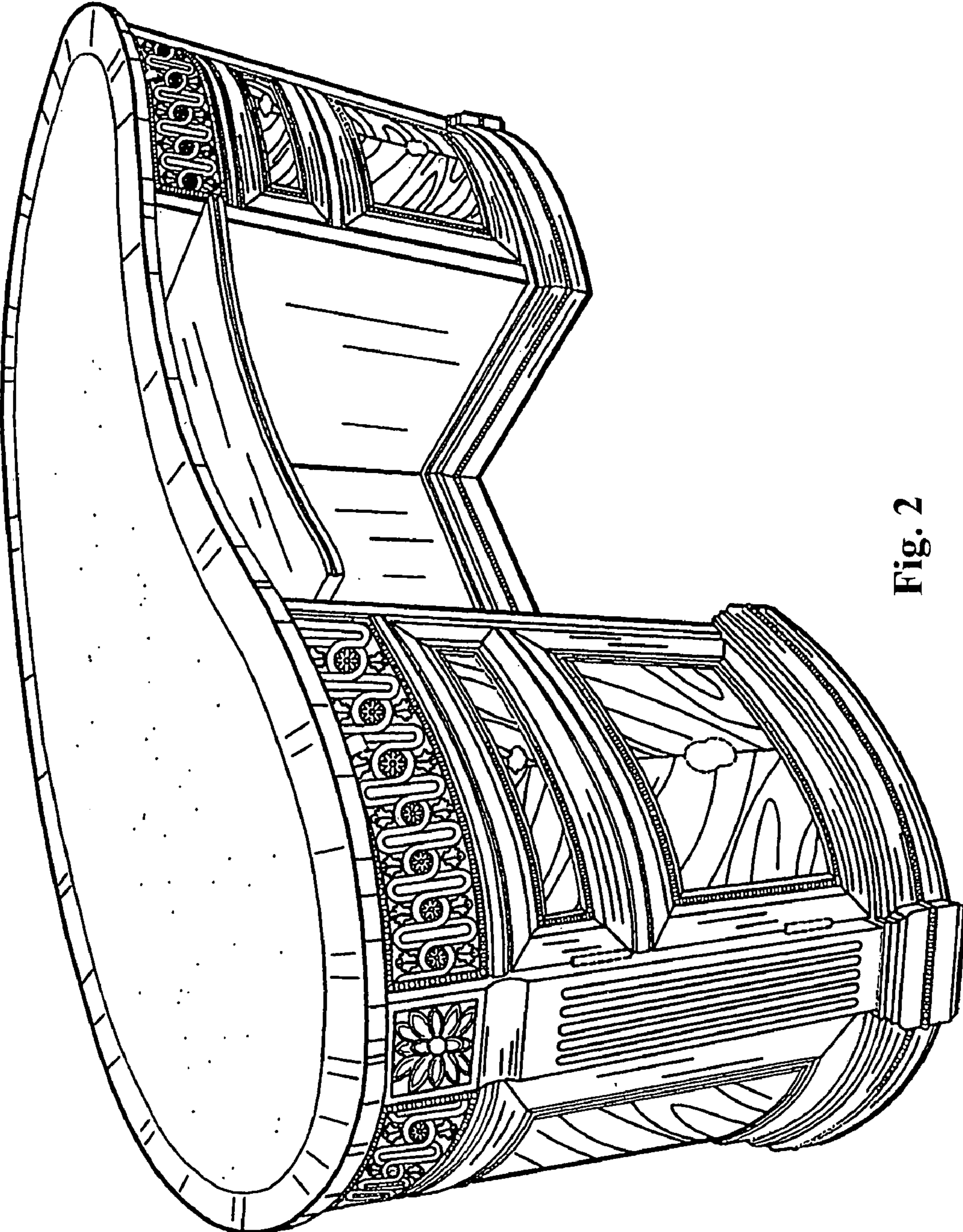


Fig. 2




Fig. 3

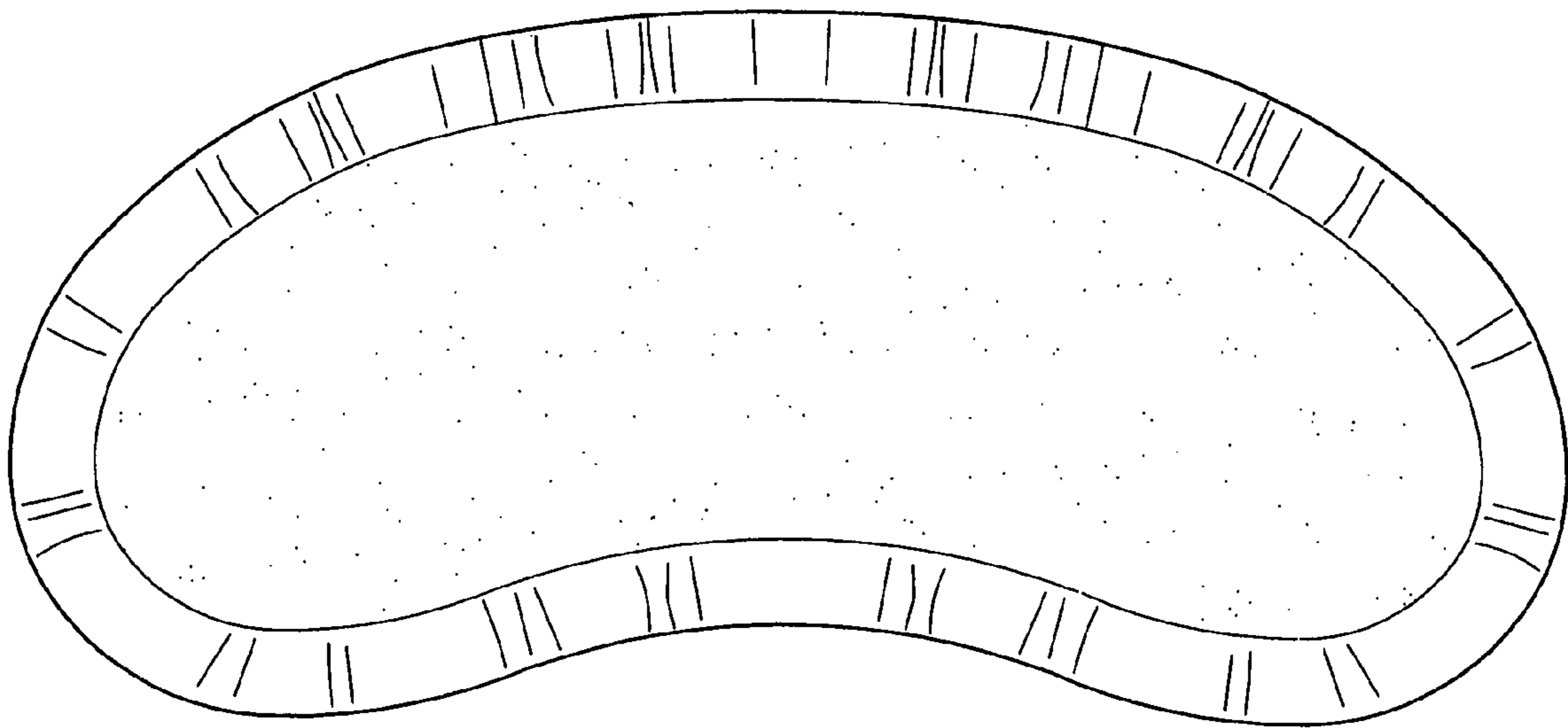


Fig. 4




Fig. 5

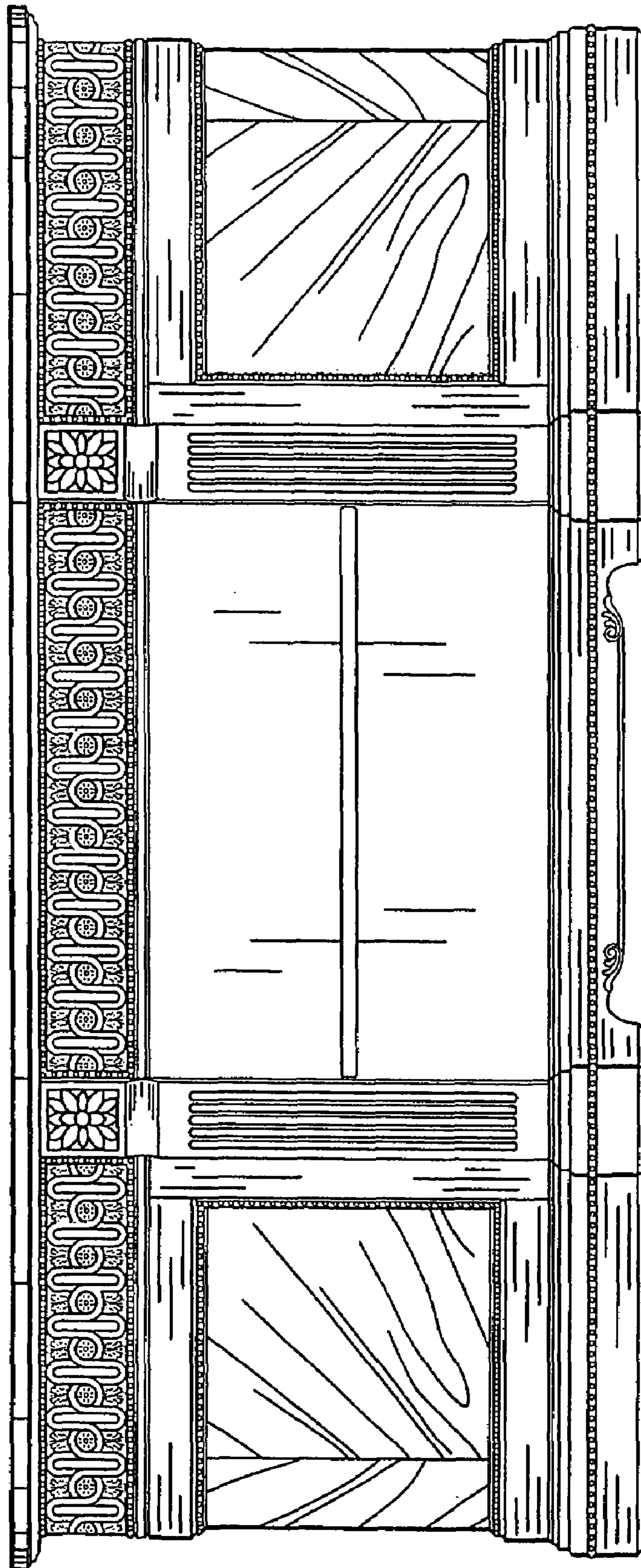


Fig. 6