



US00D552295S

(12) **United States Design Patent**
Lassen

(10) **Patent No.:** **US D552,295 S**

(45) **Date of Patent:** **** Oct. 2, 2007**

(54) **SNAP RING**

D537,195 S * 2/2007 Fisher, Jr. D26/139

(75) Inventor: **Hans Christian Lassen**, Roland, IA
(US)

* cited by examiner

(73) Assignee: **Innovative Lighting, Inc.**, Roland, IA
(US)

Primary Examiner—Marcus A. Jackson

(74) *Attorney, Agent, or Firm*—Daniel A. Rosenberg; Kent
A. Herink; Emily E. Harris

(**) Term: **14 Years**

(57) **CLAIM**

(21) Appl. No.: **29/257,817**

The ornamental design for a snap ring, as shown and
described.

(22) Filed: **Apr. 11, 2006**

DESCRIPTION

(51) **LOC (8) Cl.** **26-99**

(52) **U.S. Cl.** **D26/139**

(58) **Field of Classification Search** D26/28–36,
D26/139; 362/61, 80, 81, 82, 83, 326, 329–340
See application file for complete search history.

FIG. 1 is a top perspective view of the snap ring.

FIG. 2 is a top view of the snap ring.

FIG. 3 is a bottom view of the snap ring.

FIG. 4 is an end view of the snap ring, opposite side identical
thereto; and,

FIG. 5 is a side view of the snap ring, opposite end identical
thereto.

(56) **References Cited**

U.S. PATENT DOCUMENTS

D376,032 S * 11/1996 Jeffries D26/139

D514,248 S * 1/2006 Rhee D26/138

1 Claim, 2 Drawing Sheets






Figure 1




Figure 2




Figure 3



Figure 4




Figure 5