



US00D552289S

(12) **United States Design Patent** (10) **Patent No.:** **US D552,289 S**
De'Armond (45) **Date of Patent:** **** Oct. 2, 2007**

(54) **CHANDELIER**

(75) Inventor: **Robert De'Armond**, Temecula, CA
(US)

(73) Assignee: **Minka Lighting, Inc.**, Corona, CA
(US)

(**) Term: **14 Years**

(21) Appl. No.: **29/251,151**

(22) Filed: **Jan. 4, 2006**

(51) **LOC (8) Cl.** **26-03**

(52) **U.S. Cl.** **D26/81; D26/86**

(58) **Field of Classification Search** D26/80-86,
D26/88, 90, 91, 134; 362/147, 404-408,
362/432, 806

See application file for complete search history.

(56) **References Cited**

U.S. PATENT DOCUMENTS

D432,698 S *	10/2000	Hsieh	D26/84
D446,334 S *	8/2001	Hsu	D26/85
D534,296 S *	12/2006	Dolan	D26/84
D535,049 S *	1/2007	Yuan	D26/84
D539,958 S *	4/2007	Flores et al.	D26/81

OTHER PUBLICATIONS

Chandelier No. 02516-38 on p. 51 of the World Imports Catalog 26,
(c)2004.*

U.S. Appl. No. 29/251,129, Robert De'Armond.

U.S. Appl. No. 29/251,163, Robert De'Armond.

U.S. Appl. No. 29/251,133, Robert De'Armond.

U.S. Appl. No. 29/251,140, Robert De'Armond.

Minka-Lavery 2005 catalog; Jan. 2005; pp. 14-17; Minka Ligthing,
Inc.; U.S.A.

Designers Fountain Lighting Internet Catalog; Aurora Chandelier;
Model #94786-SP; printed from www.lightinguniverse.com on Feb.
11, 2006.

Forecast Lighting Internet Catalog; Vegas Chandelier; Model
#F1090-36; printed from www.lightinguniverse.com on Feb. 11,
2006.

Kichler Lighting Internet Catalog; Model #1613DBK; printed from
www.lightinguniverse.com on Feb. 11, 2006.

* cited by examiner

Primary Examiner—Clare E Heflin

(74) *Attorney, Agent, or Firm*—Baker & McKenzie LLP

(57) **CLAIM**

The ornamental design for a chandelier, as shown and
described.

DESCRIPTION

FIG. 1 is a perspective view from below of a chandelier in
accordance with my design;

FIG. 2 is a top plan view of the chandelier in accordance
with my design;

FIG. 3 is a bottom plan view of the chandelier in accordance
with my design;

FIG. 4 is a front elevation view of the chandelier in
accordance with my design;

FIG. 5 is a side elevation view of the chandelier in accor-
dance with my design;

FIG. 6 is an opposite side elevation view of the chandelier
in accordance with my design; and,

FIG. 7 is a back elevation view of the chandelier in accor-
dance with my design.

The broken lines in FIG. 2 are for illustrative purposes only
and form no part of the claimed design.

1 Claim, 7 Drawing Sheets





Fig.1

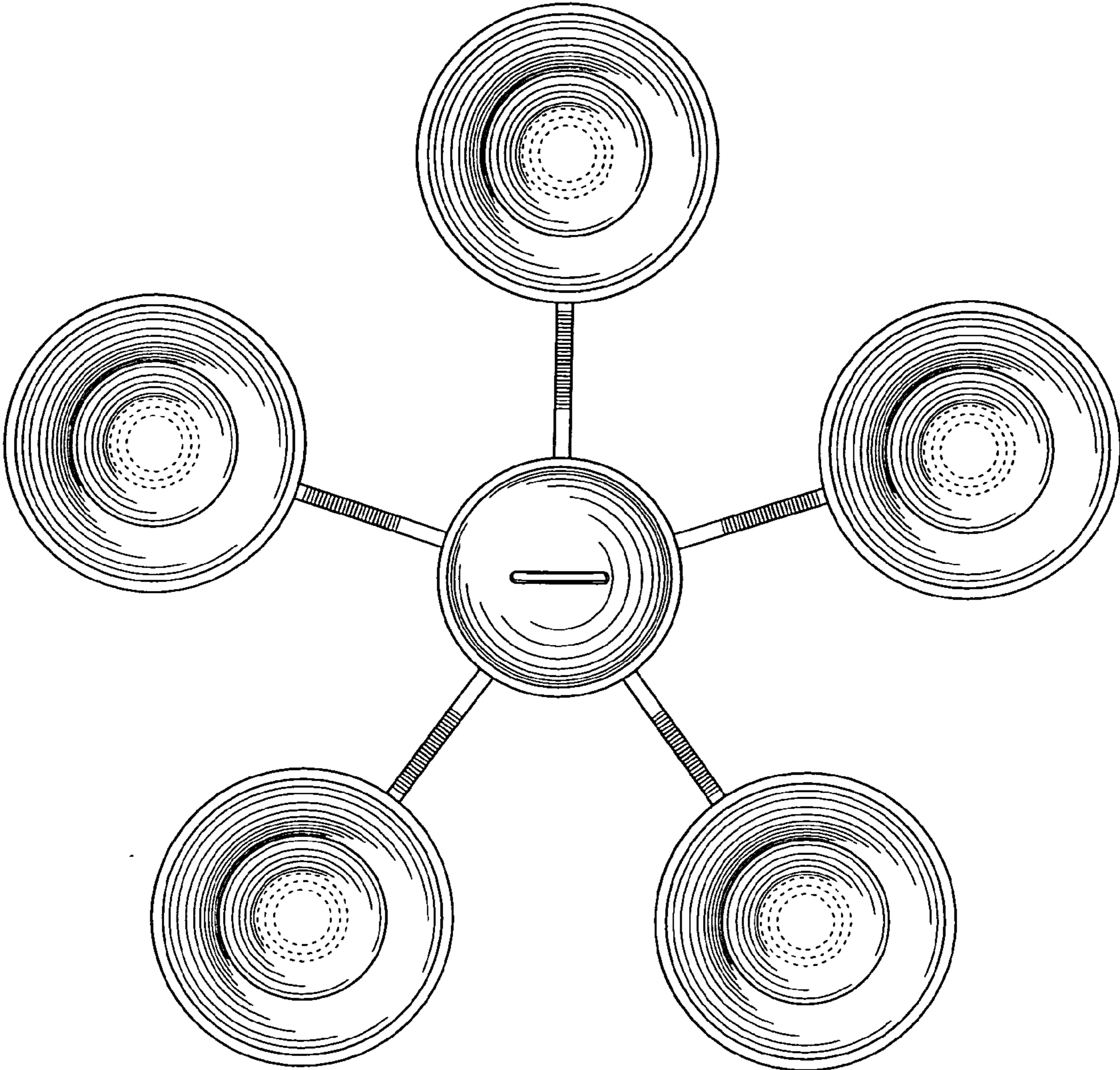


Fig.2




Fig.3




Fig.4




Fig.5




Fig.6




Fig. 7