



US00D552267S

(12) **United States Design Patent** (10) **Patent No.:** **US D552,267 S**
Kalkanoglu et al. (45) **Date of Patent:** **** Oct. 2, 2007**

(54) **SHINGLE**

(75) Inventors: **Husnu M. Kalkanoglu**, Swarthmore, PA (US); **Robert L. Jenkins**, Honey Brook, PA (US); **Richard Krause**, Collegeville, PA (US); **Joseph Quaranta**, Yardley, PA (US); **Kermit Stahl**, North Wales, PA (US); **Stephen A. Koch**, Collegeville, PA (US)

(73) Assignee: **CertainTeed Corporation**, Valley Forge, PA (US)

(**) Term: **14 Years**

(21) Appl. No.: **29/229,710**

(22) Filed: **May 11, 2005**

(51) **LOC (8) Cl.** **25-01**

(52) **U.S. Cl.** **D25/143**

(58) **Field of Classification Search** D25/139, D25/143; 52/311.1, 311.2, 519, 523, 524, 52/557, 554, 559

See application file for complete search history.

(56) **References Cited**

U.S. PATENT DOCUMENTS

5,102,487 A 4/1992 Lamb
5,186,980 A 2/1993 Koschitzky

D406,361 S * 3/1999 Bondoc et al. D25/143
D406,362 S * 3/1999 Bondoc et al. D25/143
D406,665 S * 3/1999 Bondoc et al. D25/139
6,174,403 B1 1/2001 Steiner, Jr. et al.
6,635,140 B2 10/2003 Phillips et al.
2002/0088324 A1 7/2002 White et al.
2004/0079042 A1 4/2004 Elliot

* cited by examiner

Primary Examiner—Doris Clark

(74) *Attorney, Agent, or Firm*—Paul & Paul

(57) **CLAIM**

The ornamental design for the shingle, as shown and described.

DESCRIPTION

FIG. 1 is a top plan view of the shingle showing our new design.

FIG. 2 is a right side view thereof.


FIG. 3 is a bottom view thereof; and,

FIG. 4 is a second embodiment of the shingle. The right side, left side and bottom views are substantially as illustrated in FIGS. 1, 2 and 3.

The left edge view of the shingle of FIGS. 1 and 4 are mirror images of the illustration of FIG. 2.

The rear view of the shingle is plain and unornamented.

1 Claim, 1 Drawing Sheet






Fig. 1



Fig. 2



Fig. 3




Fig. 4