

US00D552264S

(12) **United States Design Patent**
Collins, IV

(10) **Patent No.:** **US D552,264 S**

(45) **Date of Patent:** **** Oct. 2, 2007**

(54) **POST MOUNTING FIXTURE**

(76) **Inventor:** **Earle S. Collins, IV**, 745 Fourth St., Somers Point, NJ (US) 08244

(**) **Term:** **14 Years**

(21) **Appl. No.:** **29/260,847**

(22) **Filed:** **Jun. 2, 2006**

(51) **LOC (8) Cl.** **25-01**

(52) **U.S. Cl.** **D25/133**

(58) **Field of Classification Search** D25/133,
D25/38, 43, 39, 126; 52/720.2, 721.5, 736.3,
52/296, 736.4, 297, 737.4, 707, 737.5, 165,
52/146, 706, 170, 169.14, 166; 256/59, 65.01,
256/68, 72, 65.02, 65.04, 65.08, 65.14, 65.11,
256/65.15, 65.16

See application file for complete search history.

(56) **References Cited**

U.S. PATENT DOCUMENTS

2,517,979	A *	8/1950	Collins	52/706
D272,473	S *	1/1984	Larsson	D25/133
5,203,817	A *	4/1993	Klumpjan	52/298
D417,293	S *	11/1999	Carter	D25/133
RE36,550	E *	2/2000	West	52/165
6,141,928	A *	11/2000	Platt	52/296
6,202,368	B1 *	3/2001	Wallace, III	52/157
6,718,710	B2 *	4/2004	Platt	52/296

* cited by examiner

Primary Examiner—Doris Clark

(74) *Attorney, Agent, or Firm*—Lerner, David, Littenberg, Krumholz & Mentlik, LLP

(57) **CLAIM**

The ornamental design for a post mounting fixture, as shown and described.

DESCRIPTION

FIG. 1 is side elevational view of a post mounting fixture showing my new design, the four sides of the fixture being identical;

FIG. 2 is a top plan view of a post mounting fixture of FIG. 1;

FIG. 3 is a bottom plan view of a post mounting fixture of FIG. 1;


FIG. 4 is a top perspective view of a post mounting fixture of FIG. 1, the four sides of the fixture being identical;

FIG. 5 is a bottom perspective view of a post mounting fixture of FIG. 1, the four sides of the fixture being identical;

FIG. 6 is another top perspective view of a post mounting fixture of FIG. 1, the four sides of the fixture being identical; and,

FIG. 7 is another bottom perspective view of a post mounting fixture of FIG. 1, the four sides of the fixture being identical.

1 Claim, 7 Drawing Sheets






FIGURE 1




FIGURE 2




FIGURE 3




FIGURE 4




FIGURE 5




FIGURE 6




FIGURE 7