



US00D552263S

(12) **United States Design Patent**
Murdock

(10) **Patent No.:** **US D552,263 S**

(45) **Date of Patent:** **** *Oct. 2, 2007**

(54) **ONE-PIECE MOLDED WAINSCOT SYSTEM**

6,751,915 B2 * 6/2004 Crowley 52/311.2

(75) Inventor: **Norman A. Murdock**, Scottsdale, AZ
(US)

* cited by examiner

Primary Examiner—Doris Clark

(73) Assignee: **ReBath, L.L.C.**, Mesa, AZ (US)

(74) *Attorney, Agent, or Firm*—Gallagher & Kennedy, P.A.;
Donna H. Catalfo

(*) Notice: This patent is subject to a terminal disclaimer.

(57) **CLAIM**

(**) Term: **14 Years**

I claim the ornamental design for a one-piece molded wainscot system, as shown and described.

(21) Appl. No.: **29/206,405**

DESCRIPTION

(22) Filed: **May 28, 2004**

FIG. 1 is a fragmentary front view of a one-piece molded wainscot system showing my design;

(51) **LOC (8) Cl.** **25-01**

FIG. 2 is a cross-sectional view of the broken lower mid-section of the wainscot system of FIG. 1;

(52) **U.S. Cl.** **D25/125; D25/138**

(58) **Field of Classification Search** D25/125,
D25/138; 52/311.1, 314, 316, 311.2, 782.1,
52/798.1, 290, 511, 579, 801.11, 506.01
See application file for complete search history.

FIG. 3 is an enlarged fragmentary side elevational view of the wainscot system of FIG. 1 from one side of the wainscot system, the other side being identical to the side shown; and, FIG. 4 is an enlarged top plan view of the one-piece molded wainscot system of FIG. 1.

(56) **References Cited**

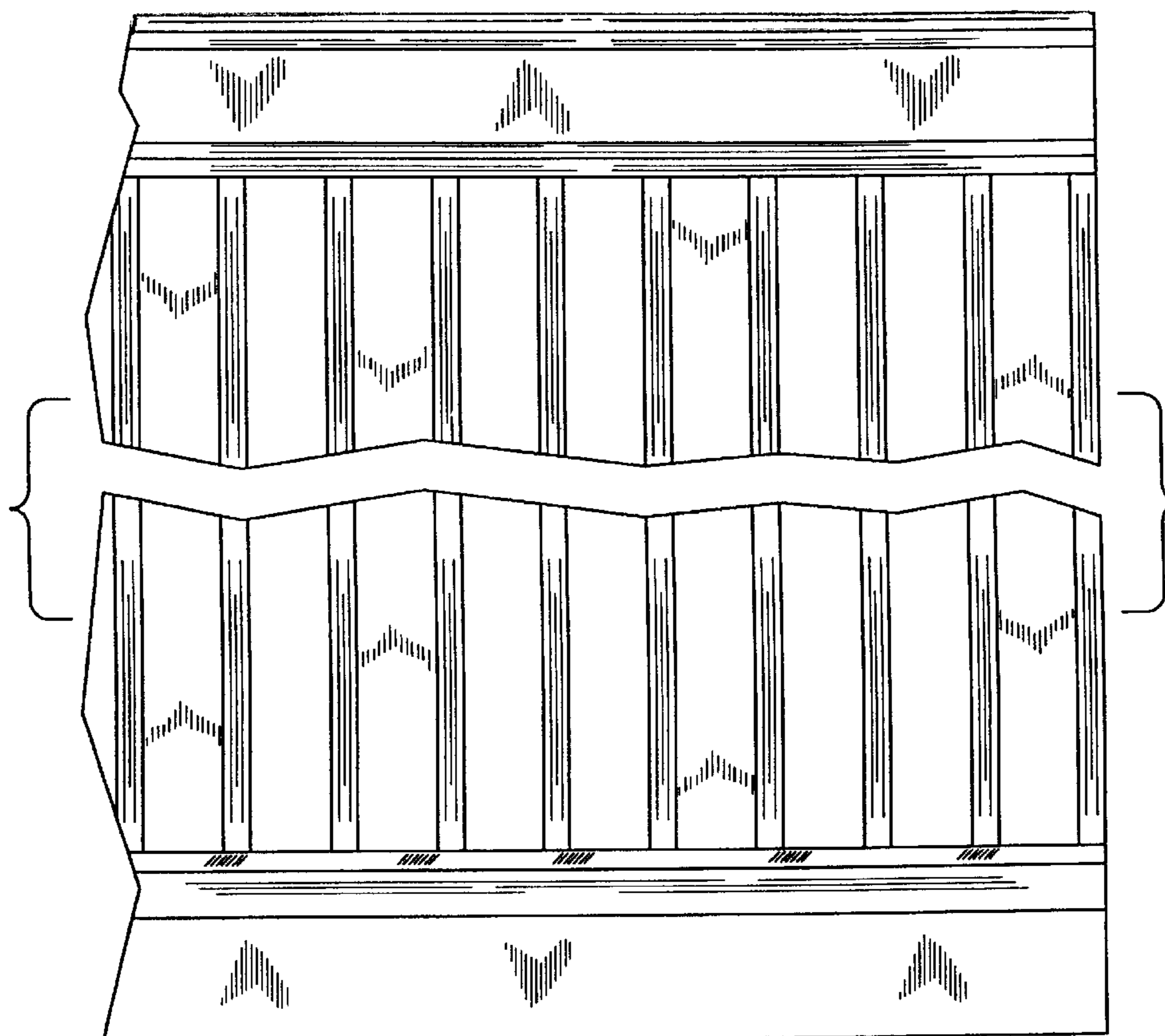
The back of the one-piece molded wainscot system is flat and unadorned and does not form a part of the claimed design.

U.S. PATENT DOCUMENTS

The claimed design is broken on one end and in the center to indicate indeterminate length and width thereof.

- 1,430,996 A * 10/1922 Horlin 52/745.05
- D417,294 S * 11/1999 Tormanen D25/138
- D472,651 S 4/2003 Dunkes et al.

1 Claim, 2 Drawing Sheets



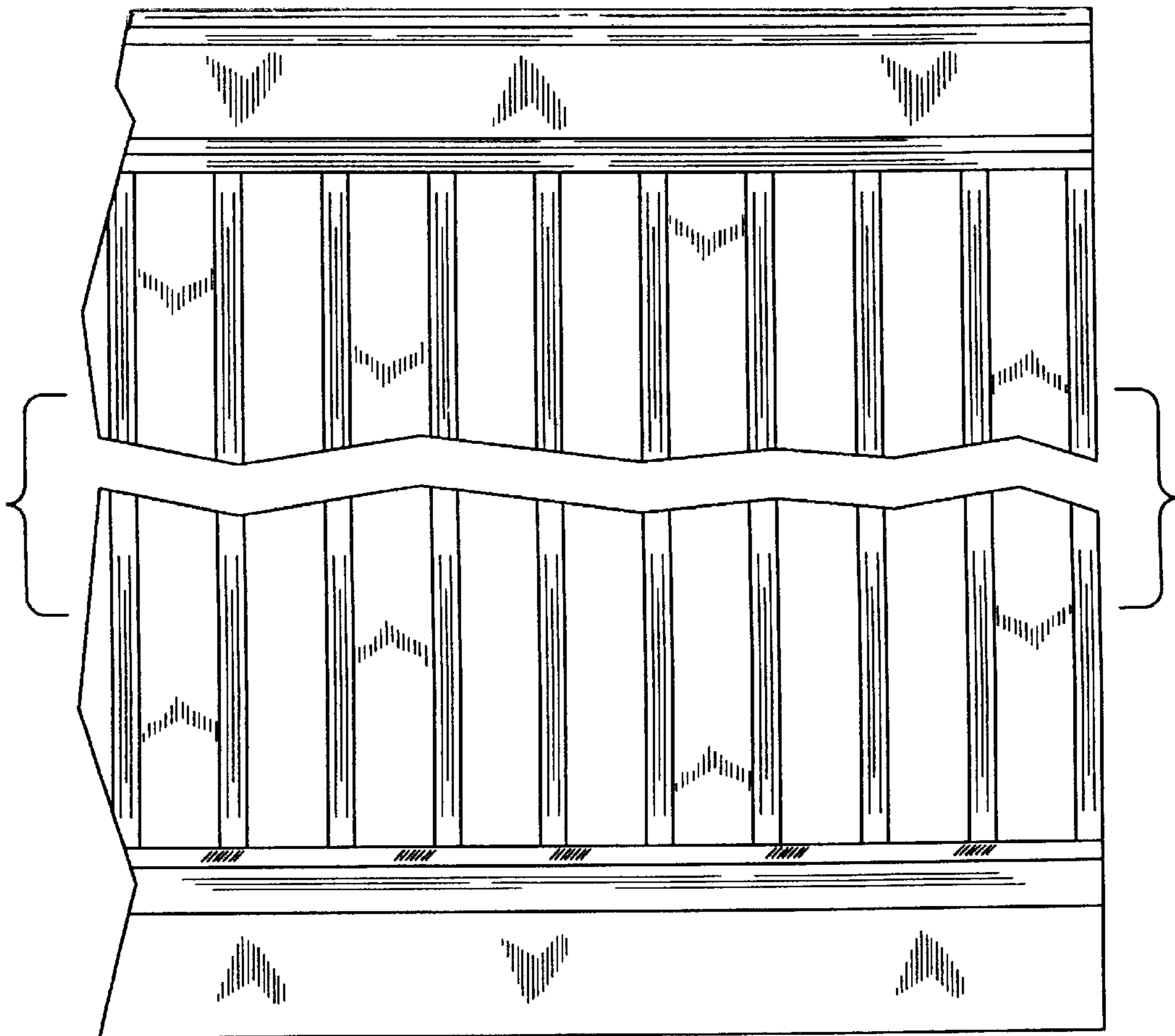


FIG. 1



FIG. 2

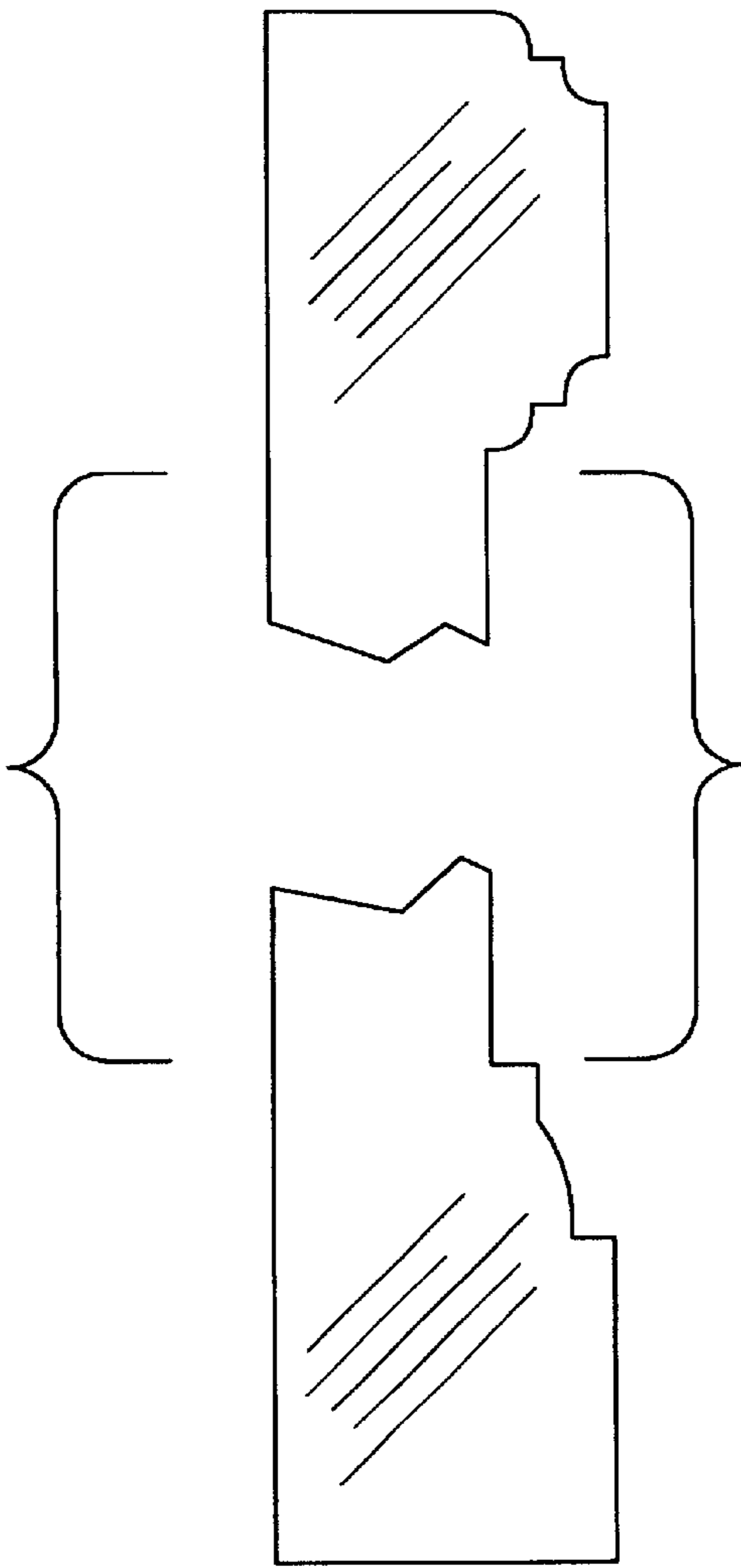


FIG. 3

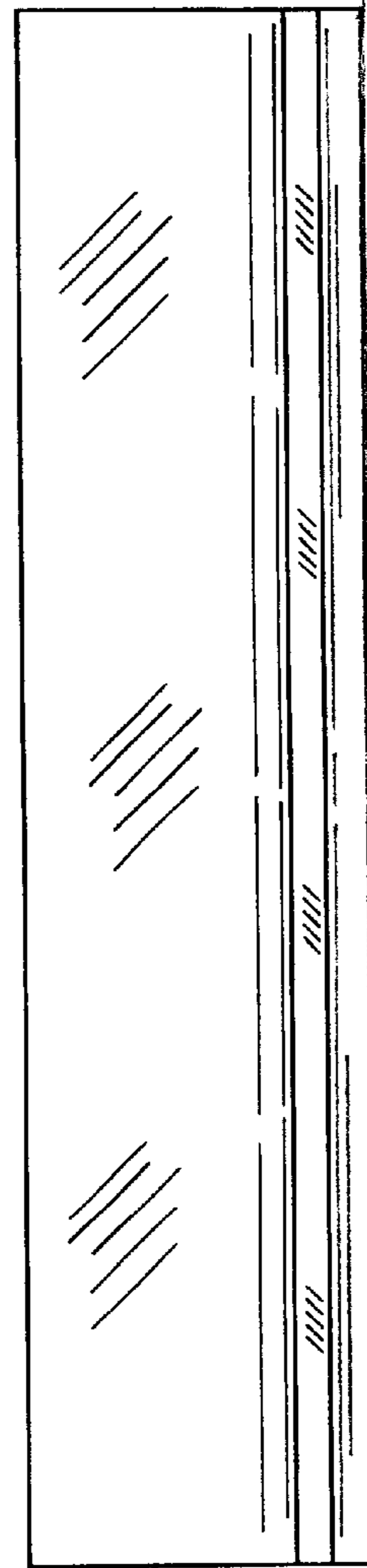


FIG. 4