



US00D552244S

(12) **United States Design Patent**
Tinsley

(10) **Patent No.:** **US D552,244 S**

(45) **Date of Patent:** **** Oct. 2, 2007**

(54) **CERVICAL REST**

6,857,150 B2 * 2/2005 Matthews Brown et al. ... 5/655
D504,270 S * 4/2005 Lowenthal D6/604
D507,142 S * 7/2005 Akamatsu et al. D6/601

(76) Inventor: **Ronald E. Tinsley**, 2944 Adams St.,
Eugene, OR (US) 97405

(**) Term: **14 Years**

(21) Appl. No.: **29/261,648**

(22) Filed: **Jun. 16, 2006**

(51) **LOC (8) Cl.** **24-01**

(52) **U.S. Cl.** **D24/183**

(58) **Field of Classification Search** D24/183,
D24/206; D6/595, 601, 604; 5/434, 464,
5/630-631, 636, 639-640, 652, 655

See application file for complete search history.

(56) **References Cited**

U.S. PATENT DOCUMENTS

D375,557 S *	11/1996	Dixon	D24/183
D404,238 S *	1/1999	Keilhauer	D6/601
D433,757 S *	11/2000	Jordan	D24/206
D455,495 S *	4/2002	Tinsley	D24/183
D456,906 S *	5/2002	Graham	D24/183
D476,185 S *	6/2003	Siegal	D6/601
D476,186 S *	6/2003	Wang et al.	D6/601
D481,247 S *	10/2003	Roberts et al.	D6/604
D481,900 S *	11/2003	Turner	D6/601
D484,727 S *	1/2004	Haywood	D6/601

* cited by examiner

Primary Examiner—Louis Zarfes

Assistant Examiner—Mark Cavanna

(74) *Attorney, Agent, or Firm*—Robert E. Howard

(57) **CLAIM**

The ornamental design for a cervical rest, as shown and described.

DESCRIPTION

FIG. 1 is a top plan view of the cervical rest of the present invention;

FIG. 2 is a bottom plan view thereof;

FIG. 3 is an elevation view of the end thereof closest to the top of the head of a user;

FIG. 4 is an elevation view of the end thereof closest to the shoulders of a user; and,

FIG. 5 is an elevation view thereof of the side closest to the right shoulder of a user, the elevation view thereof closest to the left shoulder of a user being a mirror image thereof.

1 Claim, 2 Drawing Sheets

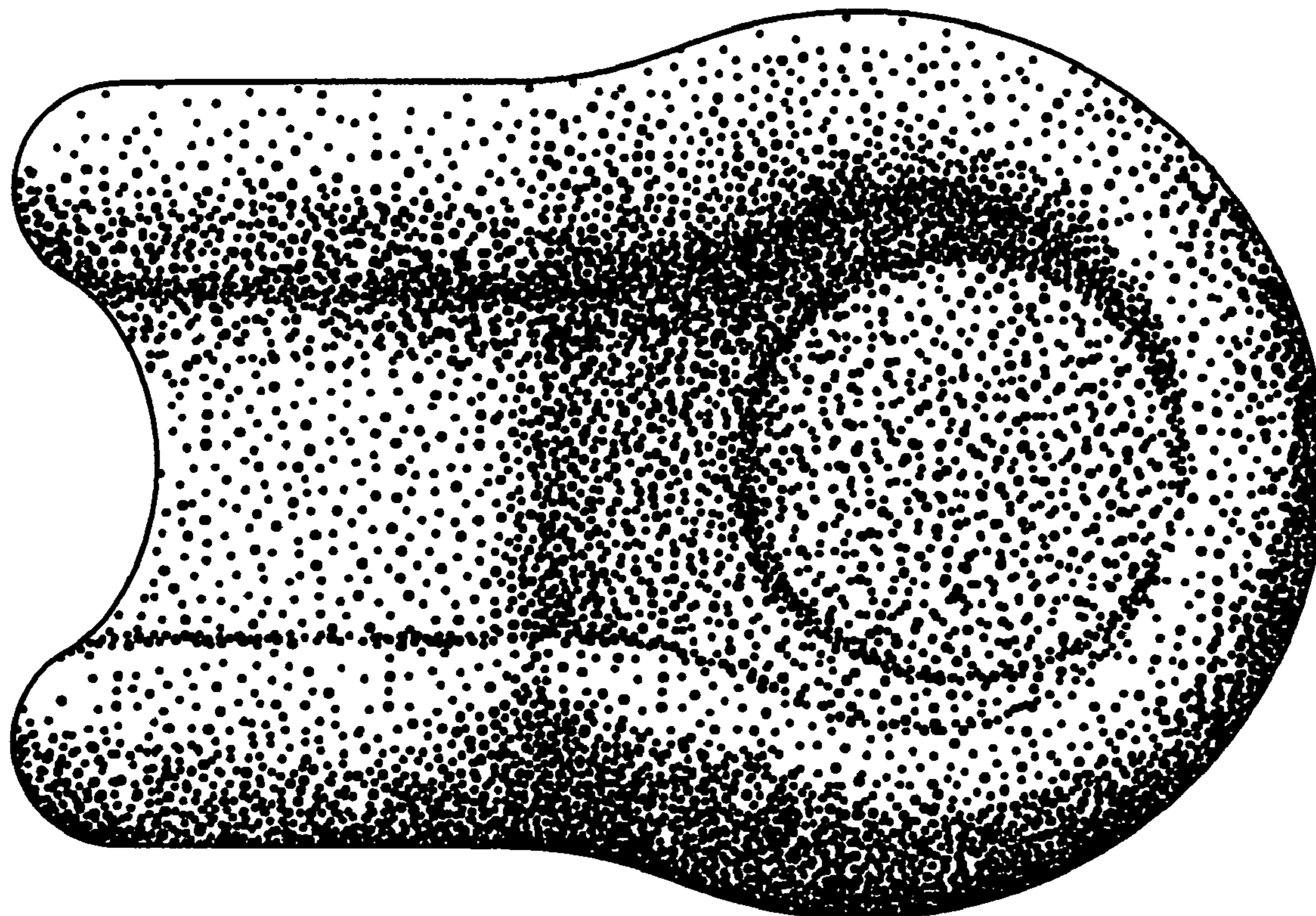


Fig. 1

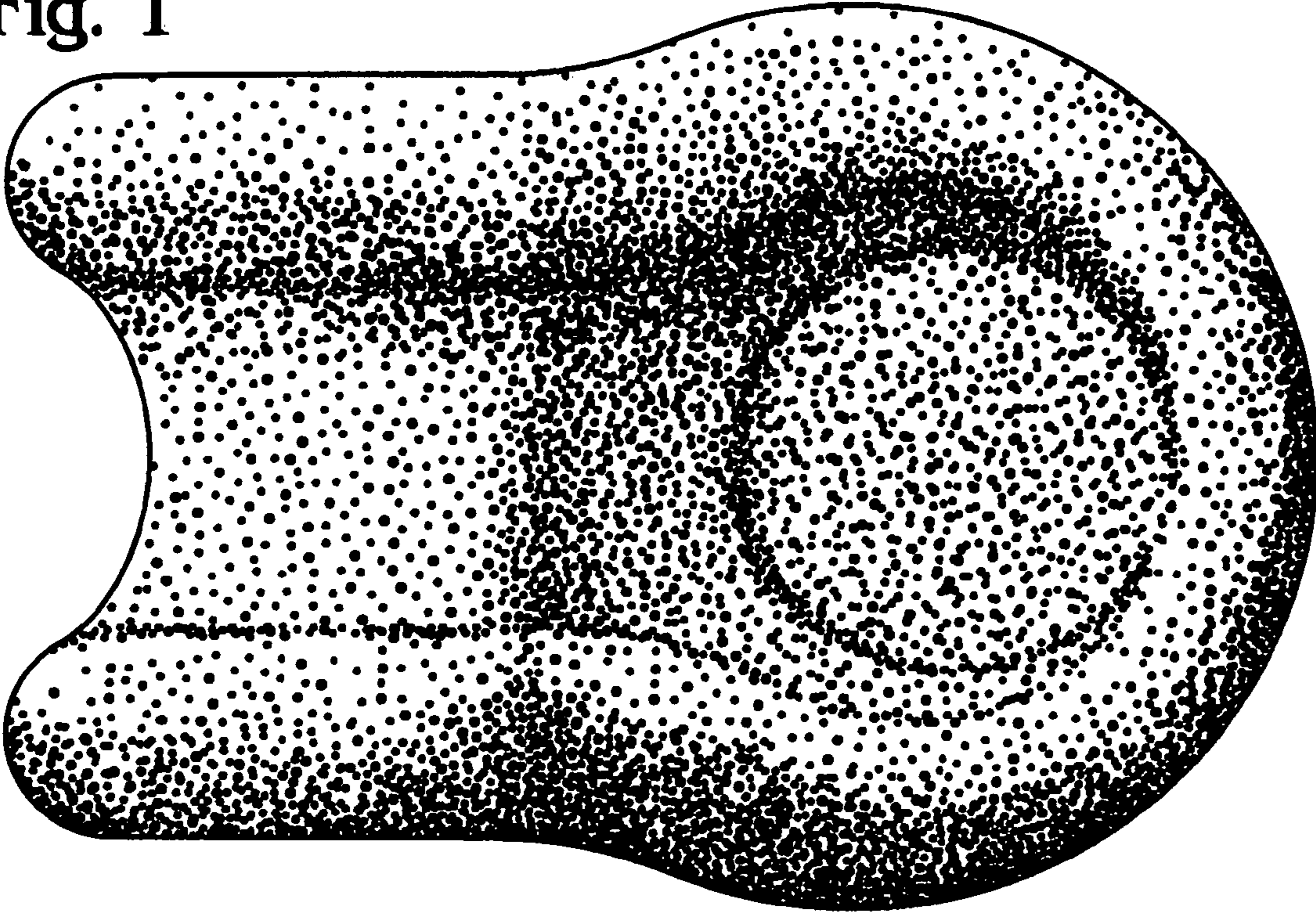


Fig. 2

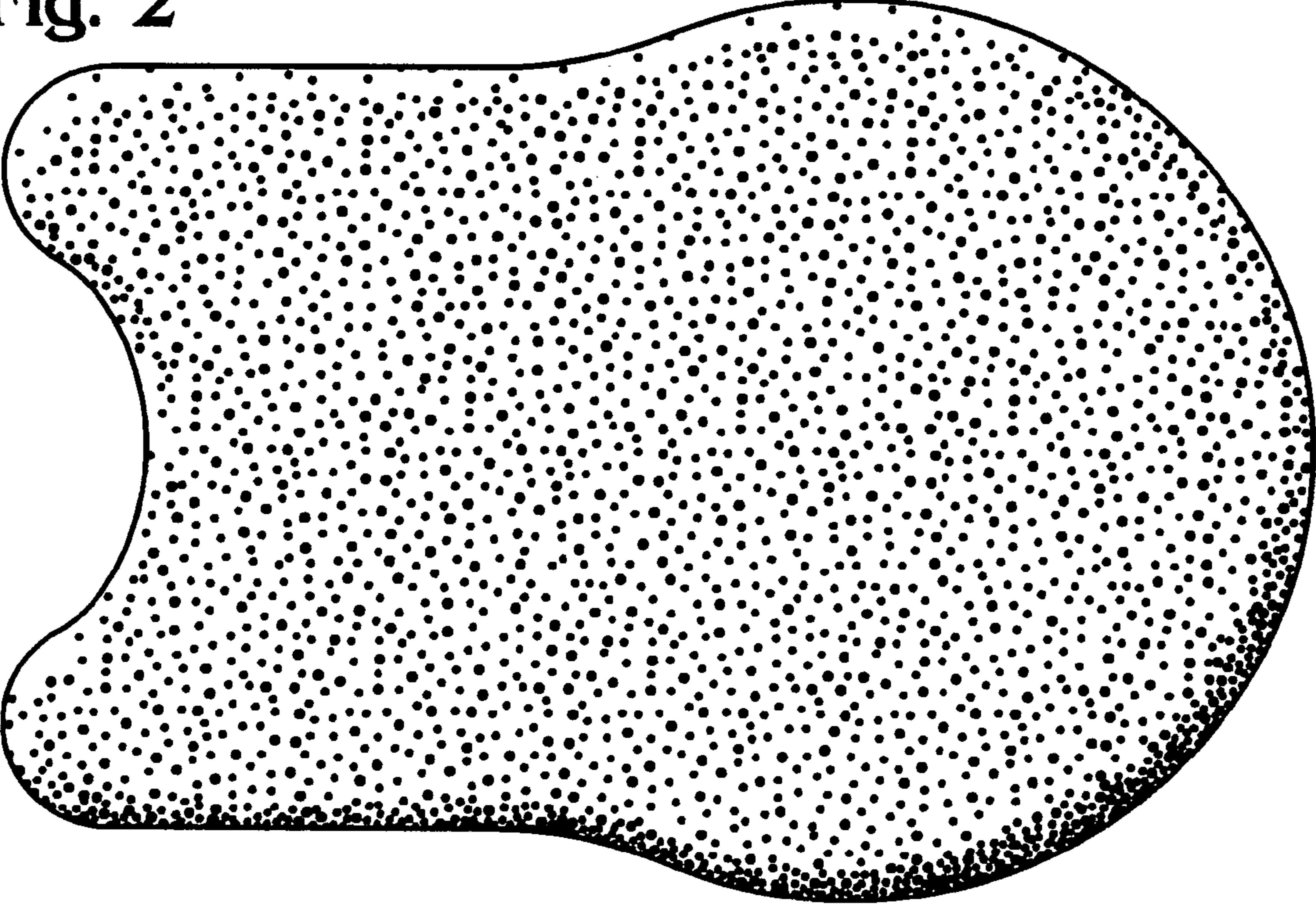


Fig. 3

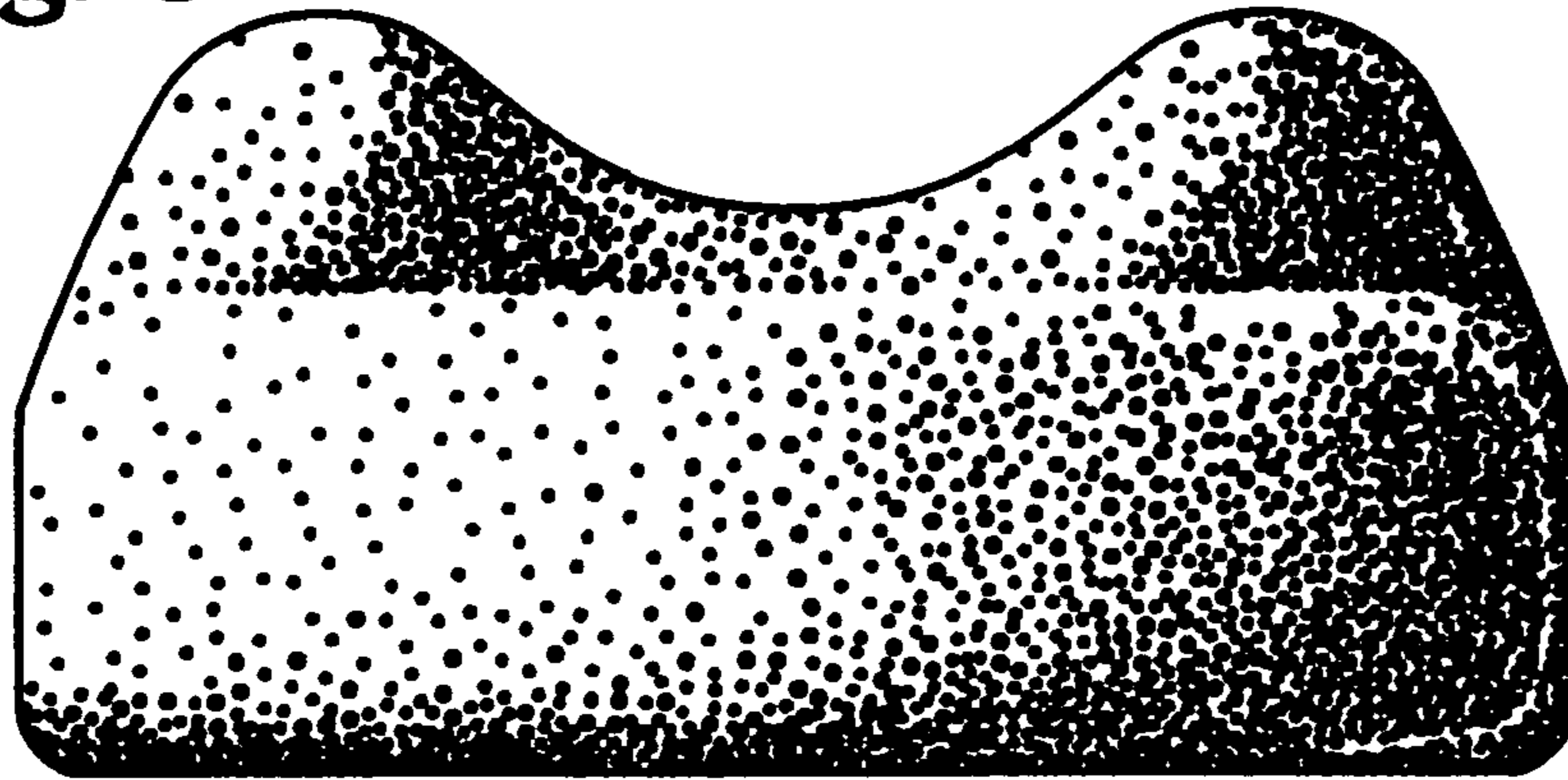


Fig. 4

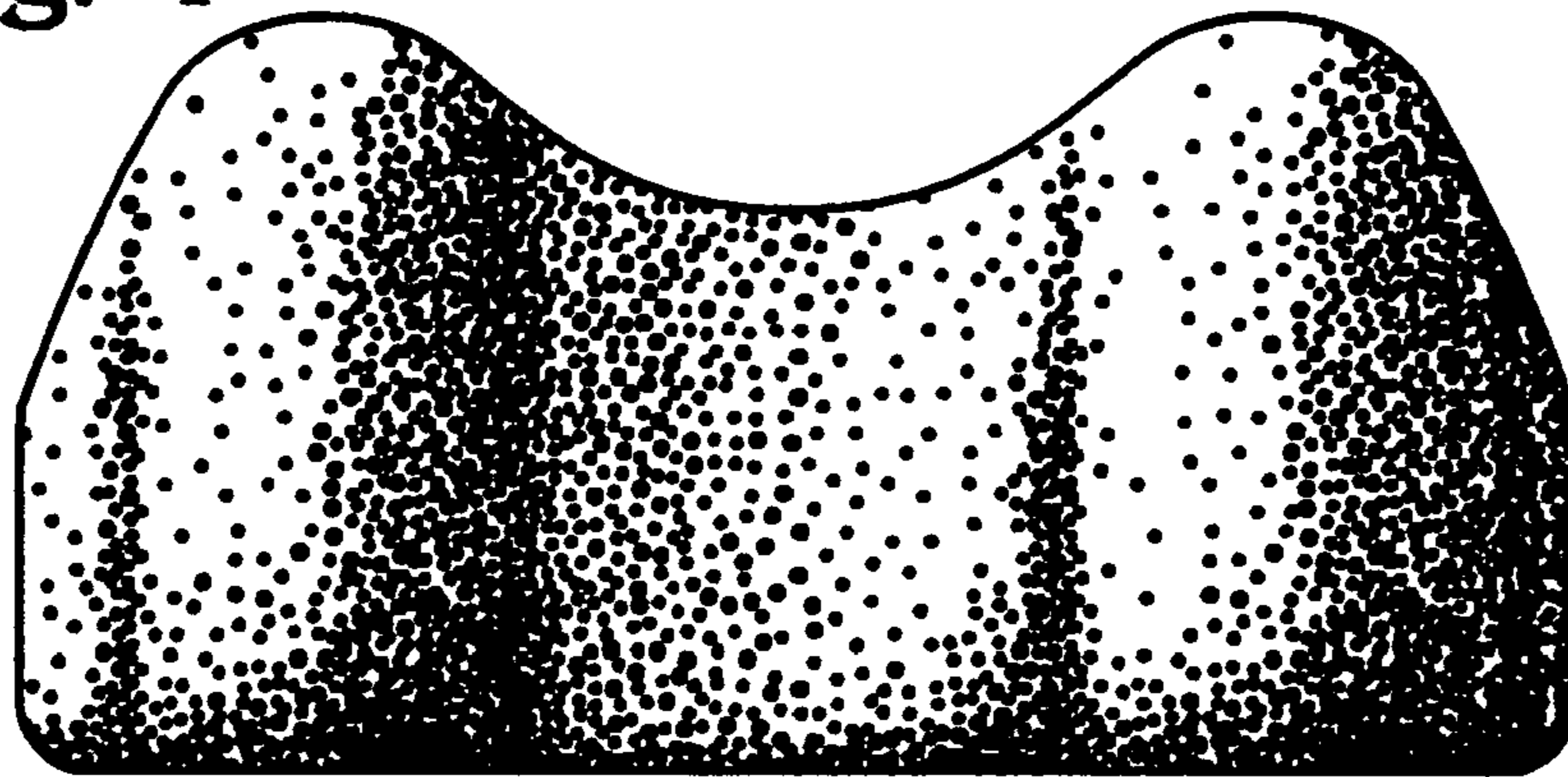


Fig. 5

