



US00D552243S

(12) **United States Design Patent**
Yoshida

(10) **Patent No.:** **US D552,243 S**

(45) **Date of Patent:** **** Oct. 2, 2007**

(54) **AUXILIARY NURSING BASE MEMBER**

(76) Inventor: **Shigeru Yoshida**, 3-23-8 Soshigaya,
Setagaya-ku, Tokyo (JP)

(**) Term: **14 Years**

(21) Appl. No.: **29/251,565**

(22) Filed: **Jan. 10, 2006**

(30) **Foreign Application Priority Data**

Jul. 13, 2005 (JP) 2005-020444

(51) **LOC (8) Cl.** **24-04**

(52) **U.S. Cl.** **D24/183**

(58) **Field of Classification Search** D24/183,
D24/190, 199; D6/462; D8/114; 248/102-107
See application file for complete search history.

(56) **References Cited**

U.S. PATENT DOCUMENTS

D282,969 S *	3/1986	Sukoff	D24/199
D290,794 S *	7/1987	Mingledorff, Jr.	D6/462
D292,231 S *	10/1987	Hudson	D24/199
4,726,551 A *	2/1988	Randall et al.	248/102
D312,195 S *	11/1990	Ahlerich	D8/14
D361,131 S *	8/1995	Leopold	D24/199
D361,383 S *	8/1995	Lipson et al.	D24/183
D363,549 S *	10/1995	Ye	D24/199
D375,163 S *	10/1996	Lipson et al.	D24/183

D376,428 S *	12/1996	Lipson et al.	D24/183
D439,671 S *	3/2001	Casillo et al.	D24/199
6,986,487 B2 *	1/2006	Rich	248/104
D530,427 S *	10/2006	LaRocca	D24/190

* cited by examiner

Primary Examiner—Robert A. Delehanty

Assistant Examiner—Mark Cavanna

(74) *Attorney, Agent, or Firm*—Price, Heneveld, Cooper,
DeWitt & Litton, LLP

(57) **CLAIM**

I claim the ornamental design for an auxiliary nursing base member, as shown and described.

DESCRIPTION

FIG. 1 is a front perspective view of the auxiliary nursing base member showing my new design;

FIG. 2 is a rear perspective view thereof;

FIG. 3 is a front view thereof;


Fig. 4 is a right side view with the left side view being a mirror image thereof;

FIG. 5 is a rear view thereof;

FIG. 6 is a top view thereof; and,

FIG. 7 is a bottom view thereof.

1 Claim, 4 Drawing Sheets






FIG. 1

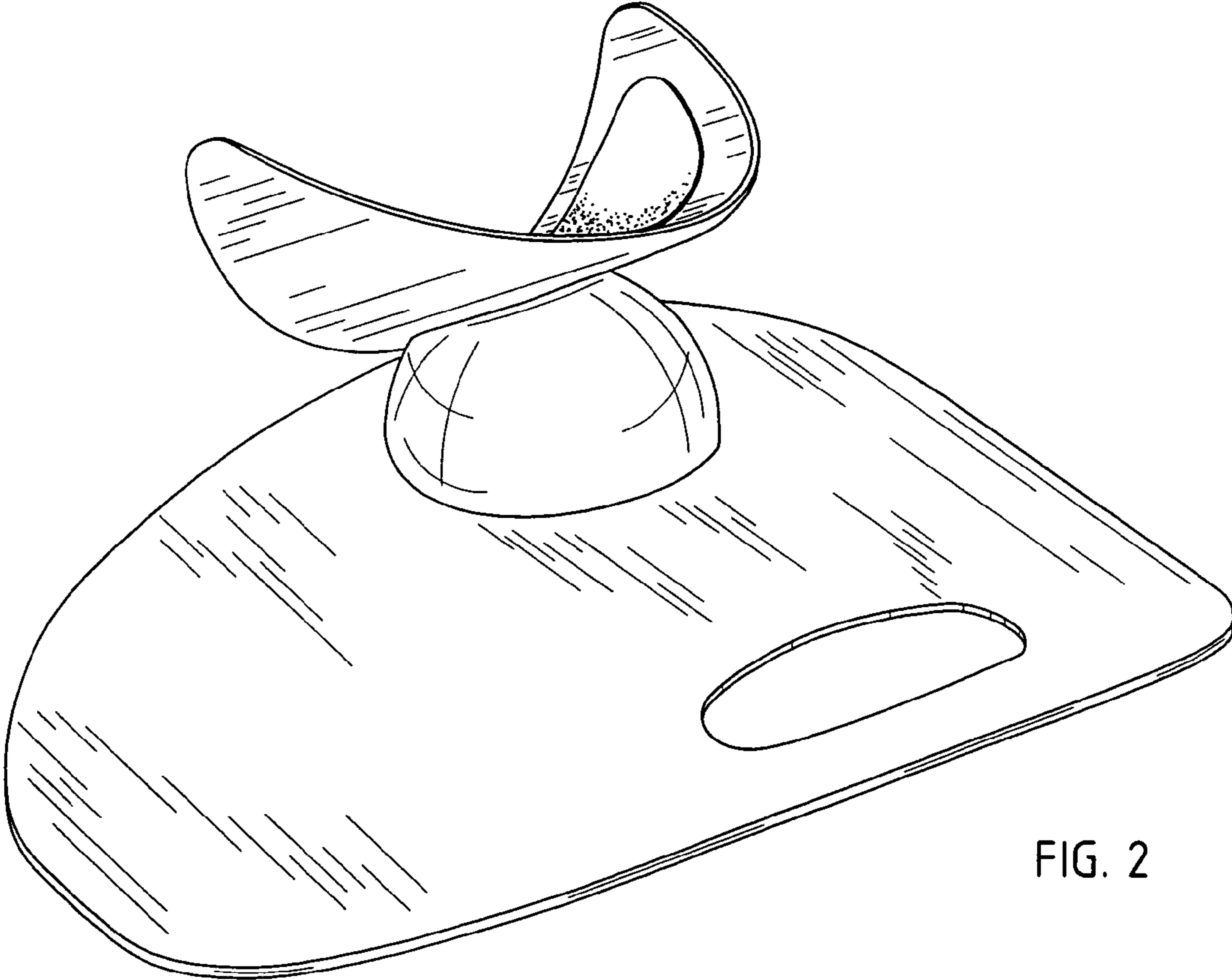


FIG. 2

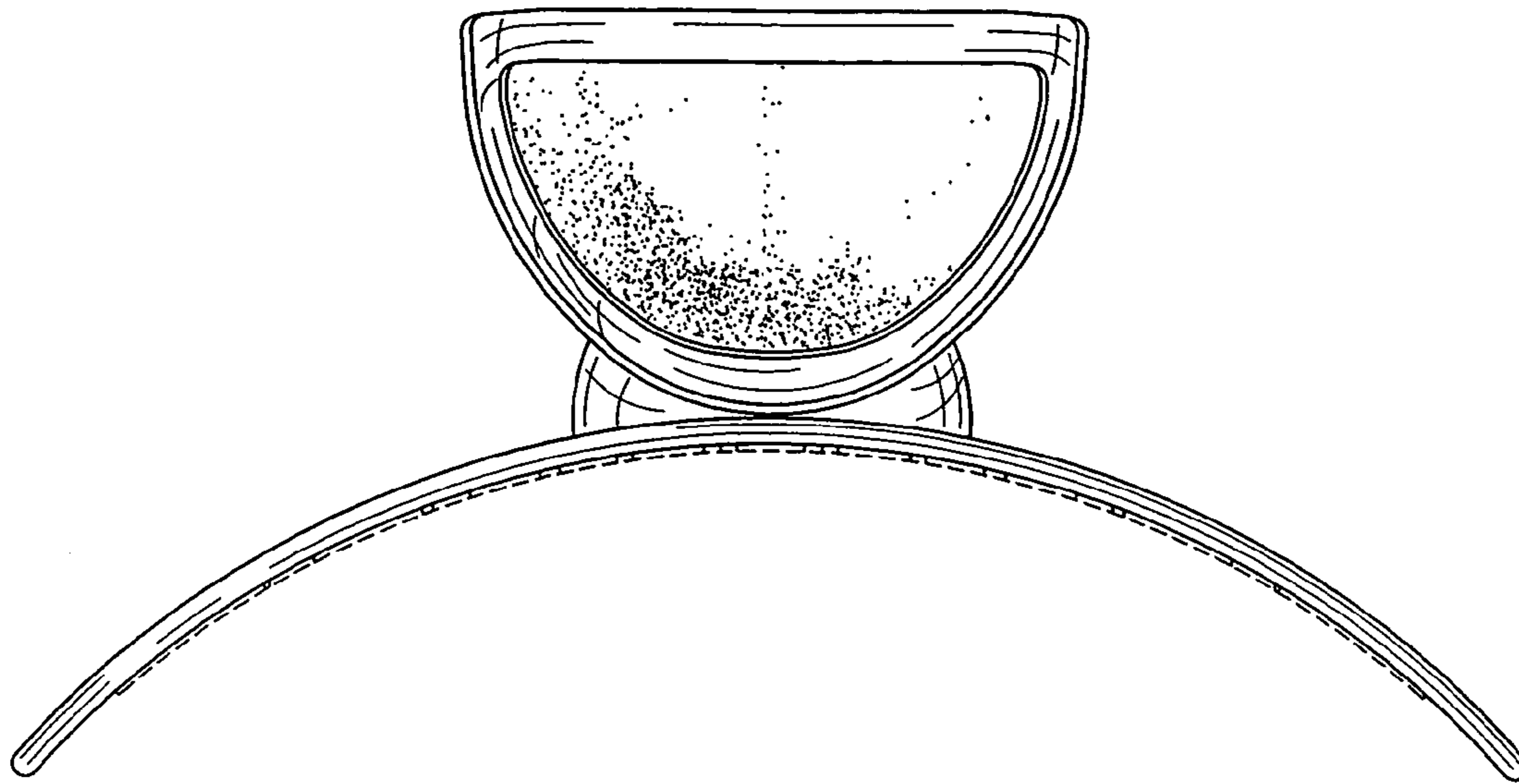


FIG. 3




FIG. 4

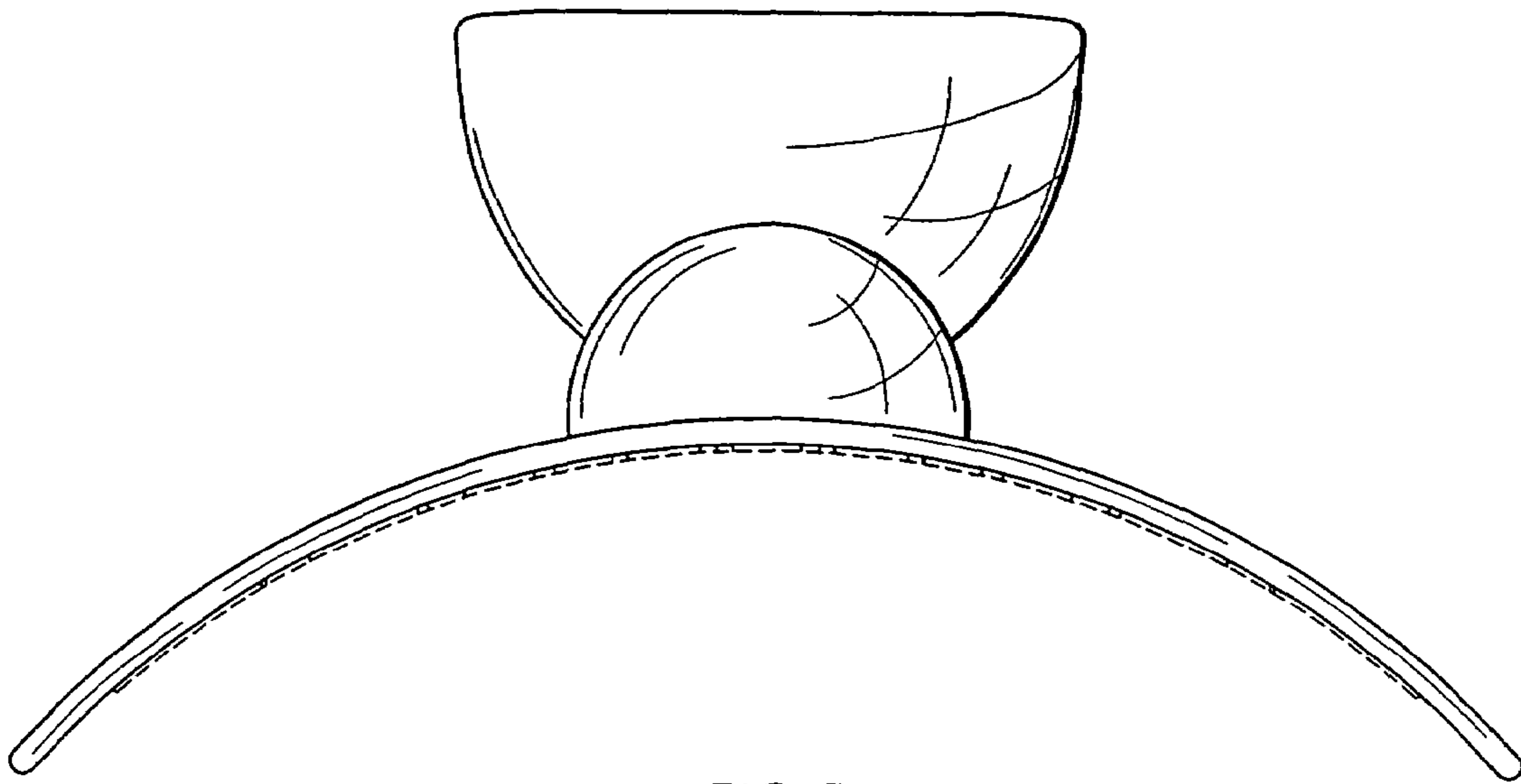


FIG. 5

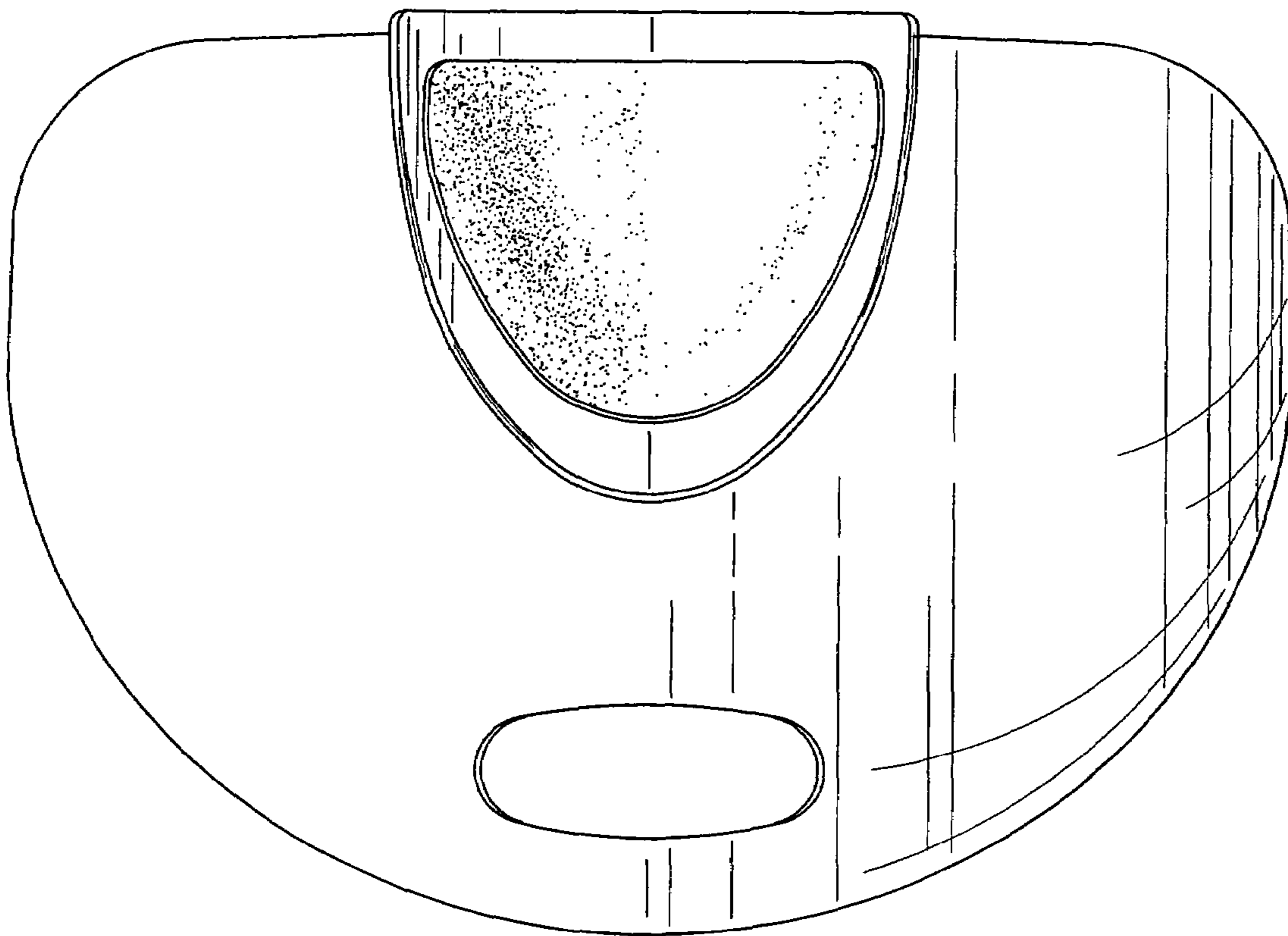


FIG. 6

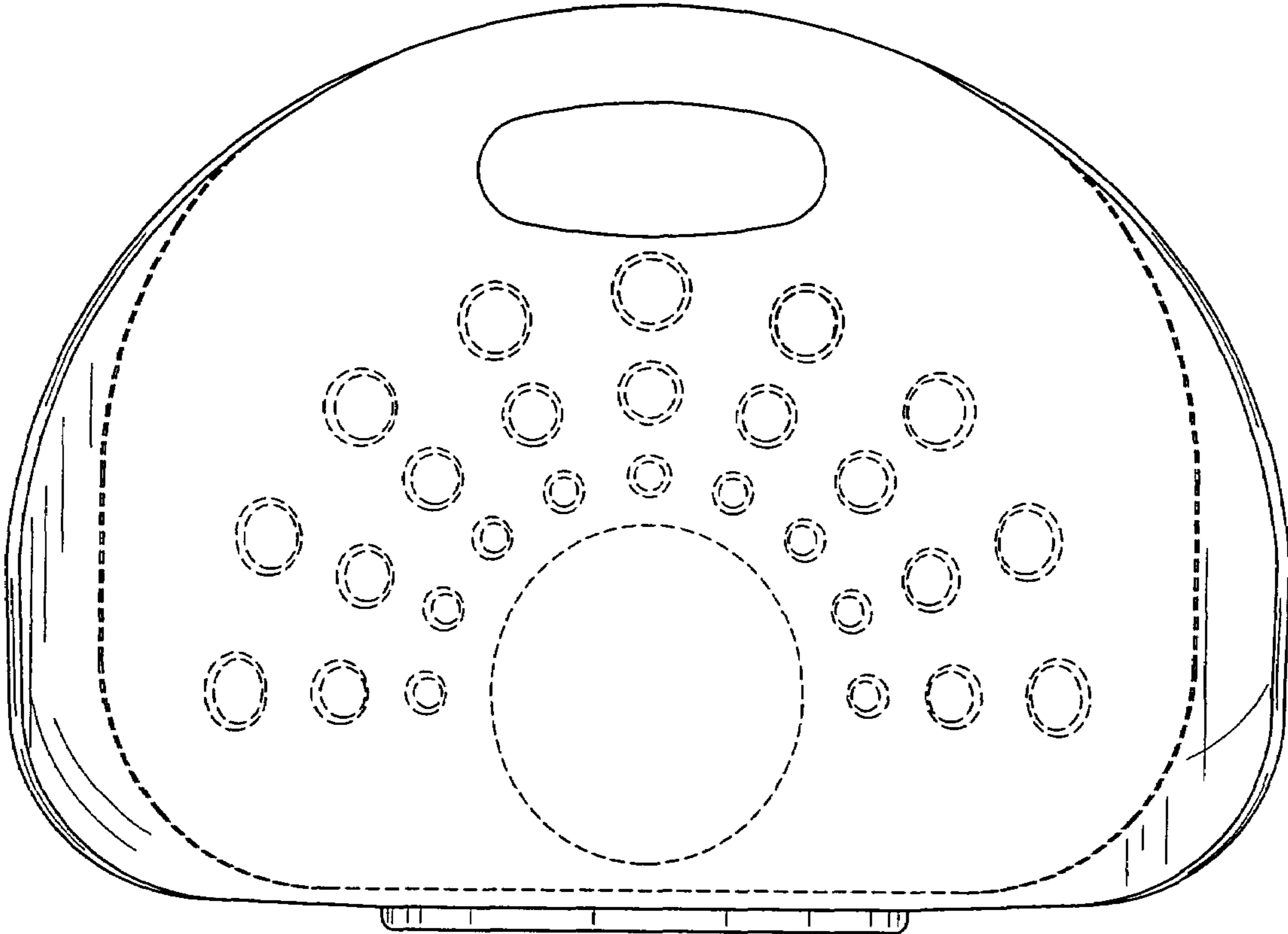


FIG. 7