



US00D552234S

(12) **United States Design Patent**
Inoue et al.

(10) **Patent No.:** **US D552,234 S**
(45) **Date of Patent:** **** Oct. 2, 2007**

(54) **PORTION OF AN INFUSION SOLUTION BAG**

D513,417 S * 1/2006 Ishizawa et al. D18/56

FOREIGN PATENT DOCUMENTS

(75) Inventors: **Fujio Inoue**, Naruto (JP); **Isamu Tateishi**, Naruto (JP); **Tatsuro Tsuruoka**, Tokushima (JP); **Akihito Togawa**, Tokushima (JP)

JP 1198181 2/2004

OTHER PUBLICATIONS

(73) Assignee: **Otsuka Pharmaceutical Factory, Inc.**, Tokushima (JP)

Japanese Rejection for Corresponding Application No. 2006-008484 dated Sep. 15, 2006 (1 page).
English Translation of Japanese Rejection for Corresponding Application No. 2006-008484 dated Sep. 15, 2006 (1 page).

* cited by examiner

(**) Term: **14 Years**

Primary Examiner—Louis Zarfaz

(21) Appl. No.: **29/266,945**

Assistant Examiner—David Muller

(22) Filed: **Sep. 29, 2006**

(74) *Attorney, Agent, or Firm*—Osha Liang LLP

(30) **Foreign Application Priority Data**

(57) **CLAIM**

Mar. 31, 2006 (JP) 2006-008484

The ornamental design for a portion of an infusion solution bag, as shown and described.

(51) **LOC (8) Cl.** **24-02**

DESCRIPTION

(52) **U.S. Cl.** **D24/118**

(58) **Field of Classification Search** D24/118,
D24/127, 108, 128, 111; 604/317, 327, 408,
604/403, 108, 339, 319; 128/DIG. 24; 383/22,
383/23, 116; D18/56; D9/709, 696, 707;
222/215, 92; 347/86

FIG. 1 is a perspective view of the design according to the invention.

FIG. 2 is a left side view of the design according to the invention.

FIG. 3 is a top view of the design according to the invention.

FIG. 4 is a bottom view of the design according to the invention.

FIG. 5 is a front view of the design according to the invention.

FIG. 6 is a right side view of the design according to the invention.

FIG. 7 is a rear view of the design according to the invention

FIG. 8 is a cross section view taken along line 8-8 as shown in FIG. 7; and,

FIG. 9 is a cross section view taken along line 9-9 as shown in FIG. 7.

The broken lines are for illustrative purposes only and form no part of the claimed design.

See application file for complete search history.

(56) **References Cited**

U.S. PATENT DOCUMENTS

- 3,473,703 A * 10/1969 Lippincott 222/215
- D257,287 S * 10/1980 Pagels D24/118
- 4,686,125 A * 8/1987 Johnston et al. 383/116
- 4,759,472 A * 7/1988 Strenger 222/92
- D341,157 S * 11/1993 Kitahara et al. D18/56
- D347,993 S * 6/1994 Lane et al. D9/707
- 5,484,428 A * 1/1996 Drainville et al. 604/319
- 5,691,755 A * 11/1997 Pawlowski et al. 347/86
- D394,605 S * 5/1998 Skiba et al. D9/709
- 5,858,015 A * 1/1999 Fini 604/403
- D439,328 S * 3/2001 Nielsen D24/118
- D444,814 S * 7/2001 Hunt D18/56

1 Claim, 3 Drawing Sheets

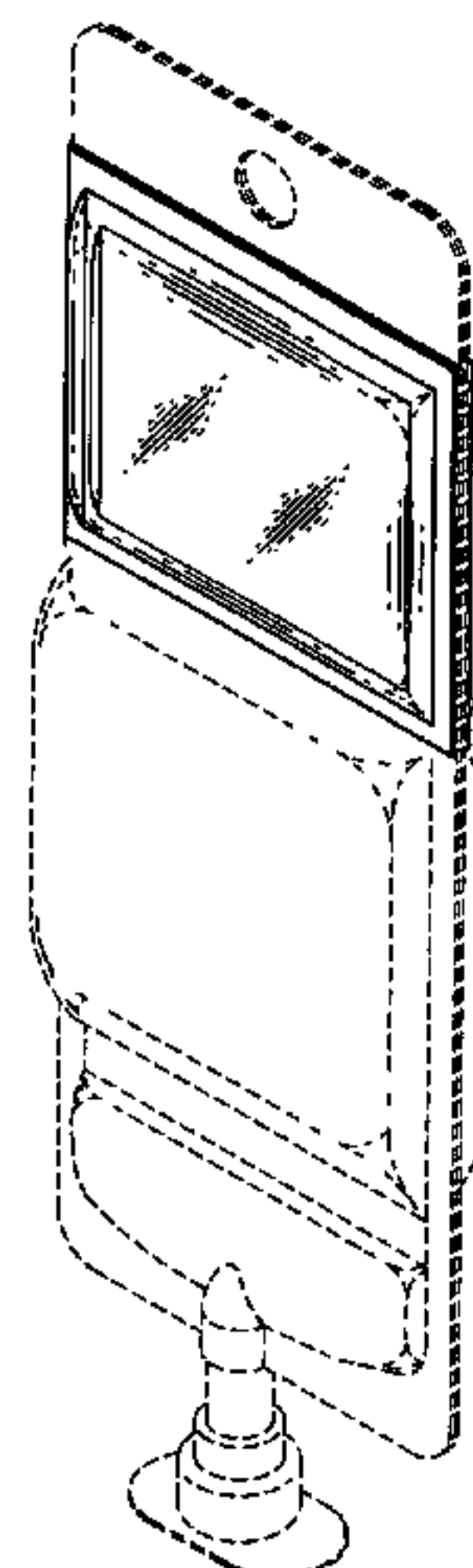


FIG. 1

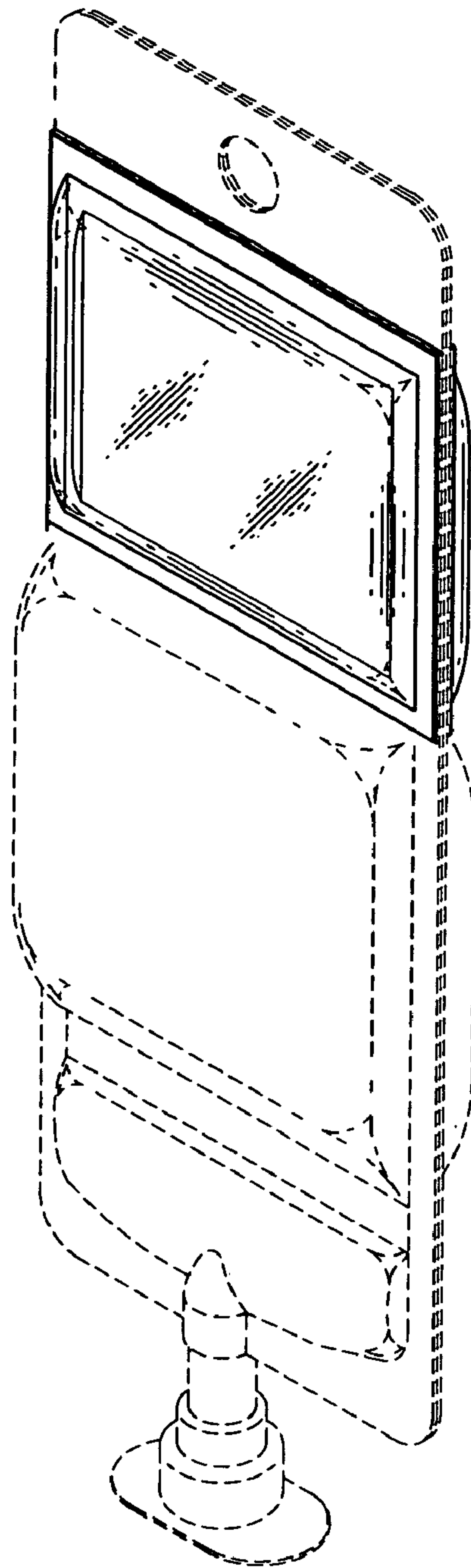


FIG. 2




FIG. 3




FIG. 4




FIG. 5

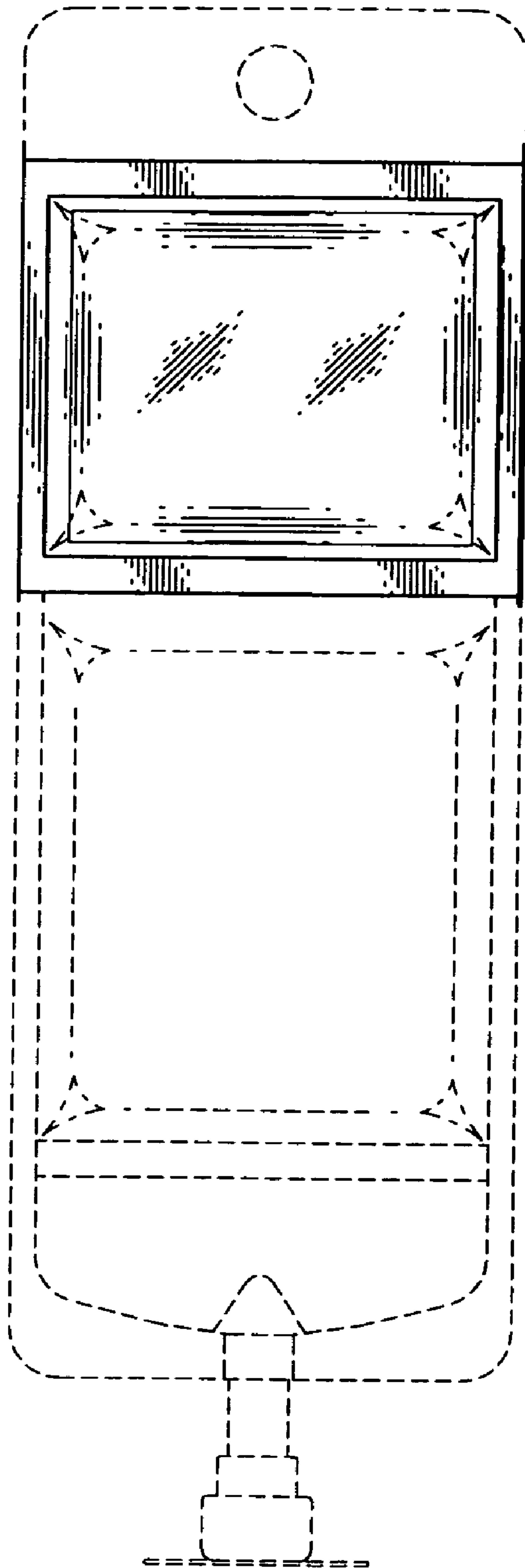


FIG. 6

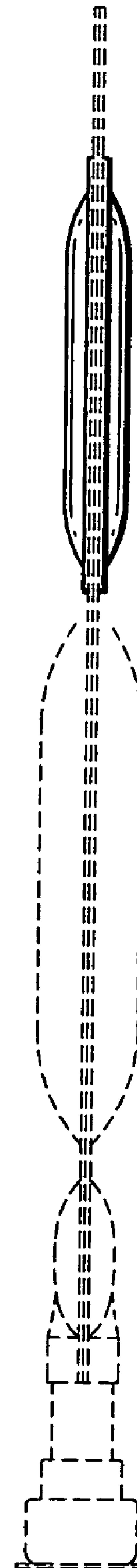


FIG. 7

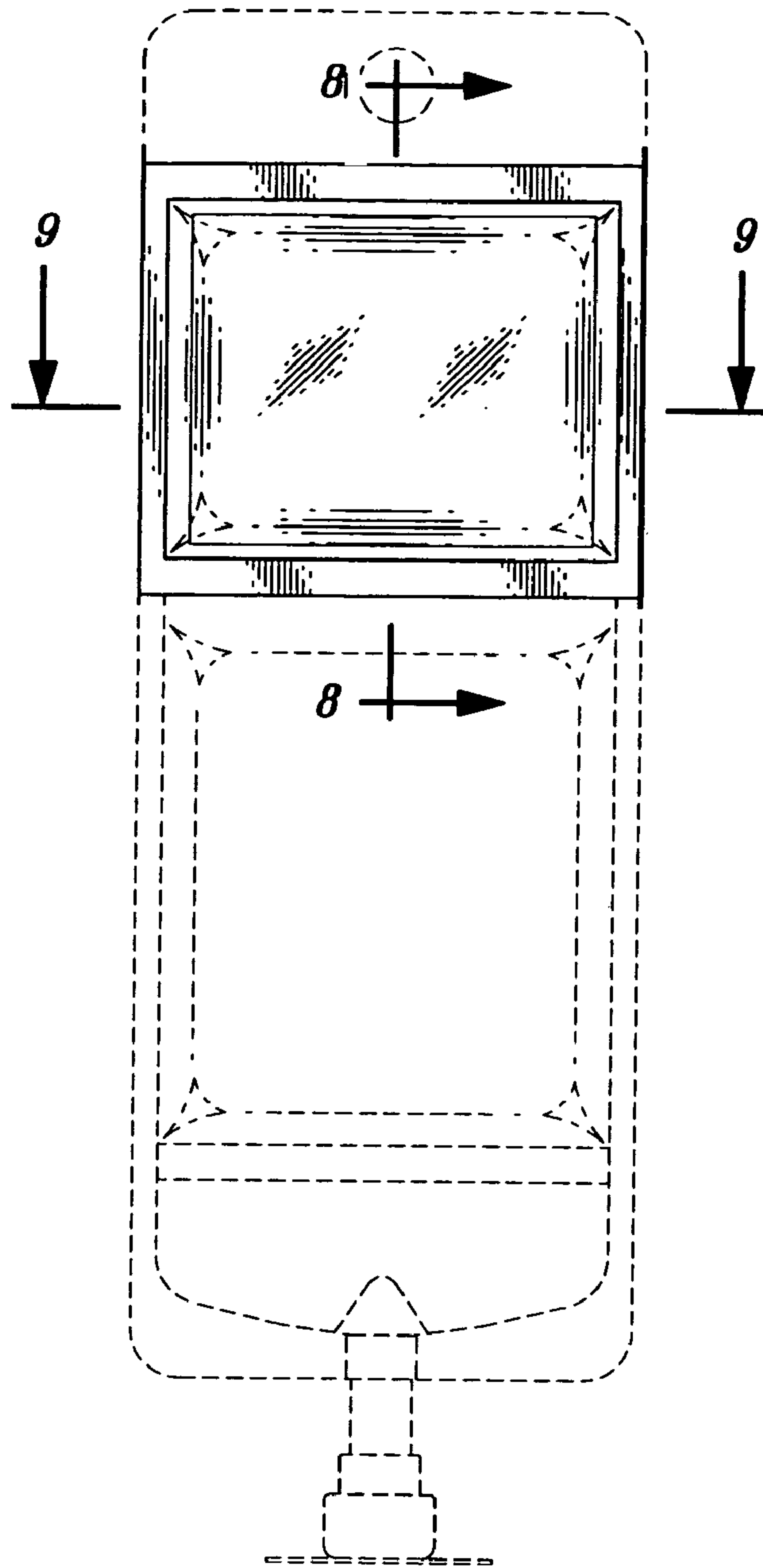


FIG. 8

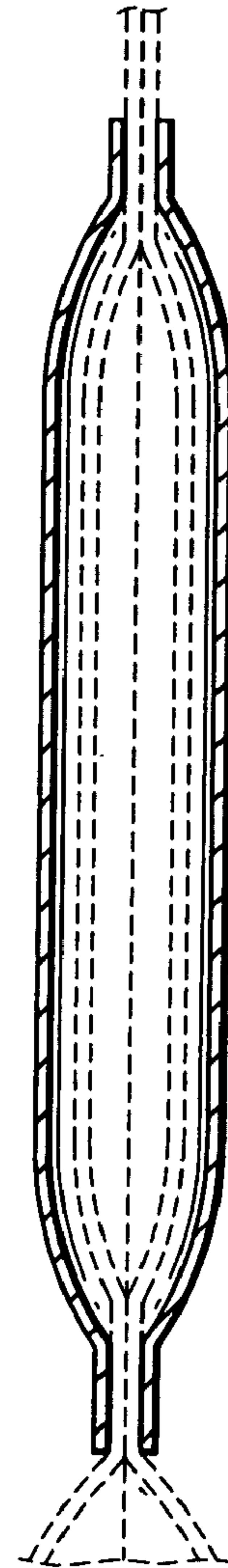


FIG. 9

