



US00D552209S

(12) **United States Design Patent**
Lin

(10) **Patent No.:** **US D552,209 S**

(45) **Date of Patent:** **** Oct. 2, 2007**

(54) **FISHING ROD CONNECTOR**

D516,665 S * 3/2006 Lin D22/142

* cited by examiner

(76) Inventor: **Ming-Yi Lin**, No. 60, Hsin-Le Rd.,
An-Ping Industrial District, Tainan
(TW)

Primary Examiner—Catherine R. Oliver

(74) *Attorney, Agent, or Firm*—Alan Kamrath; Kamrath &
Associates PA

(**) Term: **14 Years**

(57) **CLAIM**

(21) Appl. No.: **29/267,272**

The ornamental design for a fishing rod connector, as shown
and described.

(22) Filed: **Oct. 10, 2006**

(51) **LOC (8) Cl.** **22-05**

(52) **U.S. Cl.** **D22/142**

(58) **Field of Classification Search** D22/142,
D22/137–139; 43/20, 22–23, 18.1
See application file for complete search history.

DESCRIPTION

FIG. 1 is a perspective view of a fishing rod connector
showing my new design;

FIG. 2 is a front side elevational view thereof;

FIG. 3 is a rear side elevational view thereof;

FIG. 4 is a left side elevational view thereof;

FIG. 5 is a right side elevational view thereof;

FIG. 6 is a top plan view thereof; and,

FIG. 7 is a bottom plan view thereof.

(56) **References Cited**

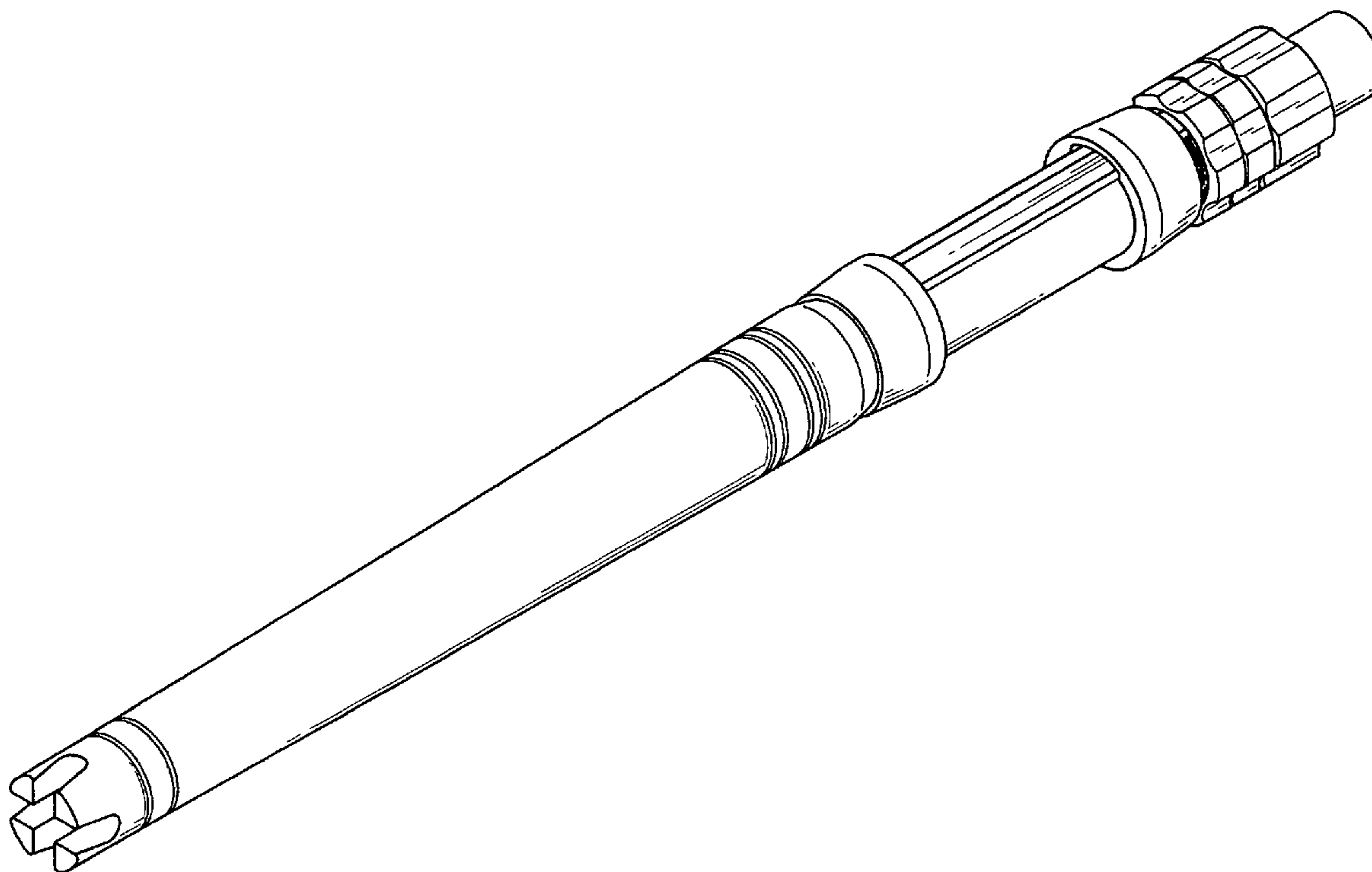
U.S. PATENT DOCUMENTS

D390,307 S * 2/1998 Ohmura D22/142

D436,646 S * 1/2001 Oyama et al. D22/142

D516,163 S * 2/2006 Lin D22/142

1 Claim, 3 Drawing Sheets



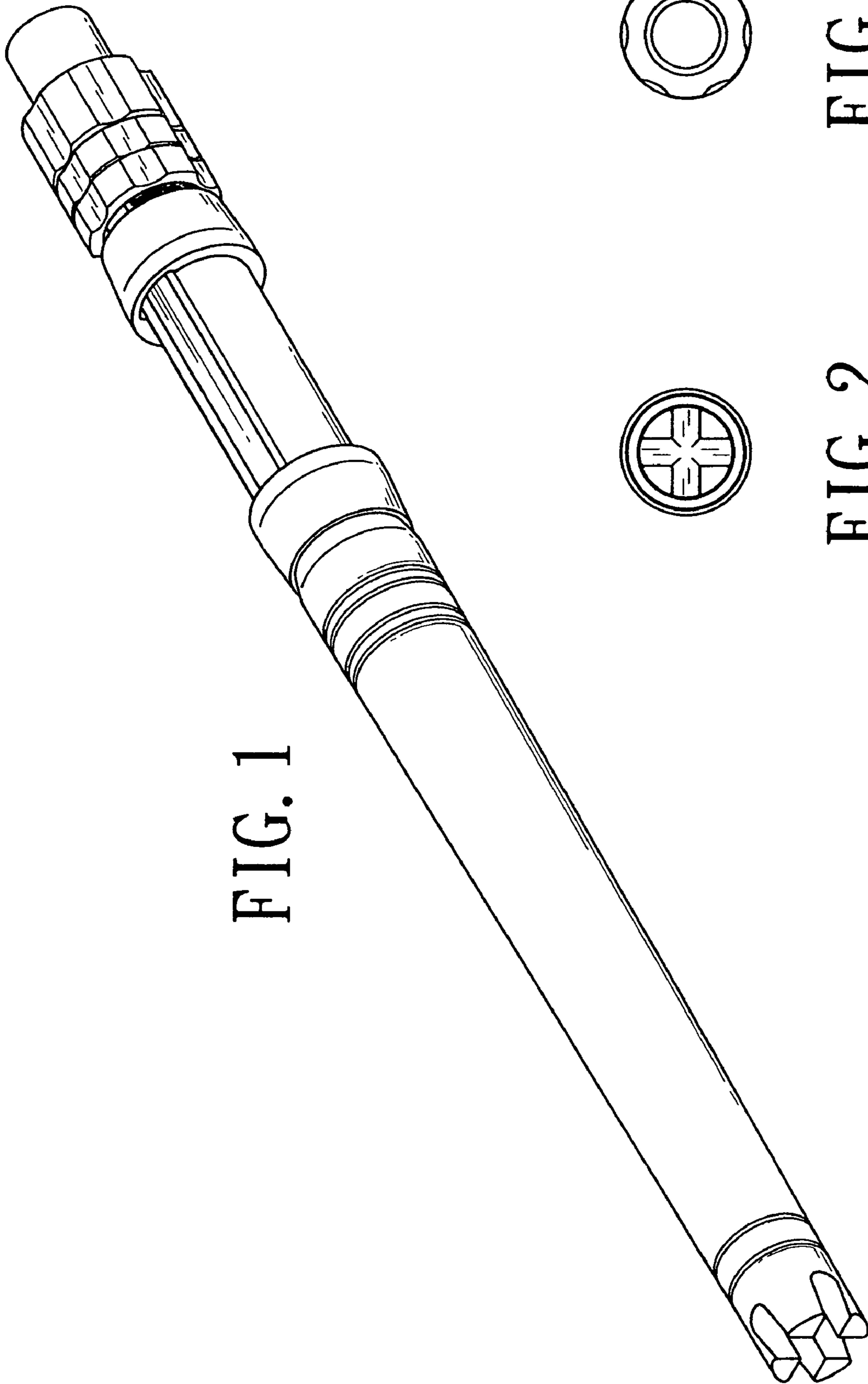


FIG. 1

FIG. 2

FIG. 3




FIG. 4




FIG. 5




FIG. 6




FIG. 7