



US00D552194S

(12) **United States Design Patent**
Yoneyama

(10) **Patent No.:** **US D552,194 S**

(45) **Date of Patent:** **** Oct. 2, 2007**

(54) **RACKET HEAD**

(75) Inventor: **Shuichi Yoneyama**, Tokyo (JP)

(73) Assignee: **Yonex Kabushiki Kaisha**, Tokyo (JP)

(**) Term: **14 Years**

(21) Appl. No.: **29/261,653**

(22) Filed: **Jun. 16, 2006**

(51) **LOC (8) Cl.** **21-02**

(52) **U.S. Cl.** **D21/729**

(58) **Field of Classification Search** D21/729-732;
473/524-557

See application file for complete search history.

(56) **References Cited**

U.S. PATENT DOCUMENTS

D488,844 S *	4/2004	Szelenyi	D21/729
D492,744 S *	7/2004	Lammer et al.	D21/729
D502,517 S *	3/2005	Severa et al.	D21/729
D520,581 S *	5/2006	Severa et al.	D21/729

* cited by examiner

Primary Examiner—Mitchell Siegel

(74) *Attorney, Agent, or Firm*—Olson & Hierl, Ltd.; Harry M. Levy

(57) **CLAIM**

The ornamental design for a racket head, as shown and described.

DESCRIPTION

FIG. 1 is a perspective view of the racket head showing my new design;

FIG. 2 is a front view, the rear view being the same image thereof;

FIG. 3 is a top view therefore;

FIG. 4 is a bottom view therefore;

FIG. 5 is a right side view, the left side view being the same image thereof; and,

FIG. 6 is a sectional view taken on line 6—6 of FIG. 1.

The broken lines in FIGS. 1 through 6 are for illustrative purpose only and form no part of the claimed design.

1 Claim, 5 Drawing Sheets




Fig. 1




Fig. 2

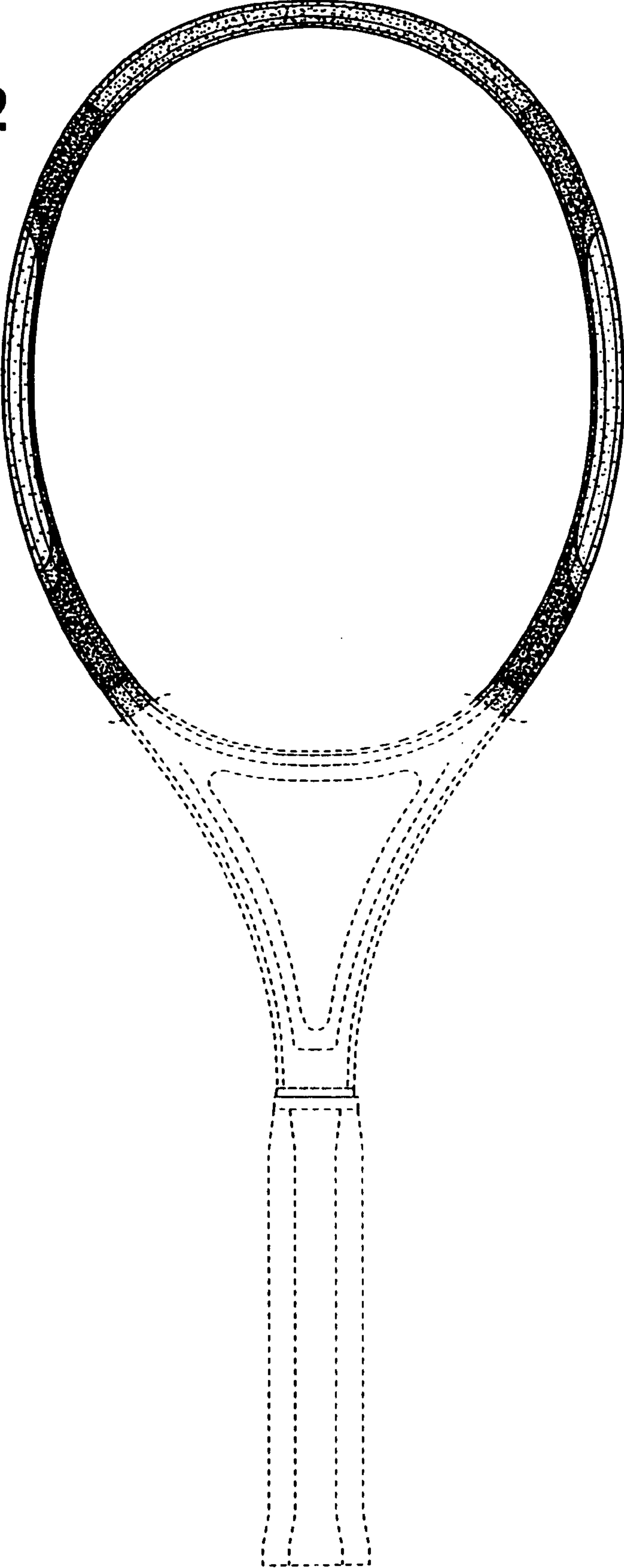


Fig. 3




Fig. 4

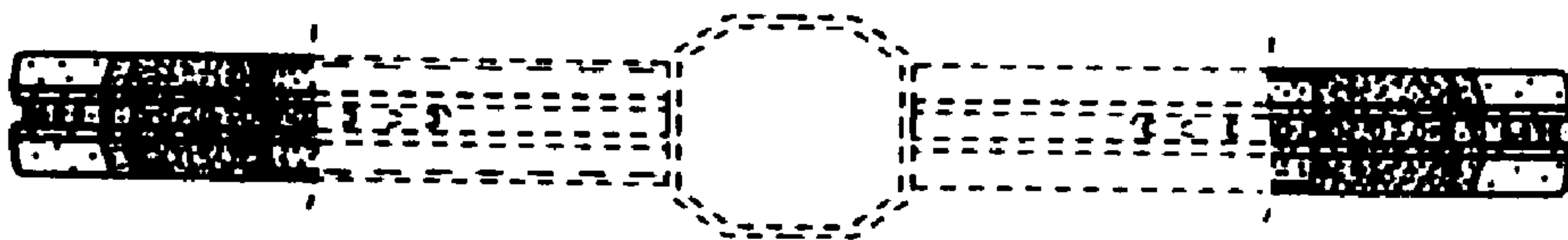


Fig. 5

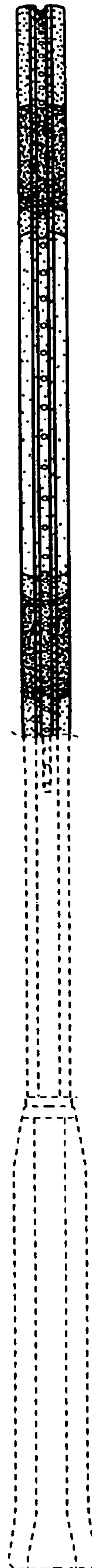


Fig. 6

