



US00D552179S

(12) **United States Design Patent** (10) **Patent No.:** **US D552,179 S**  
**Thorsteinsson** (45) **Date of Patent:** **\*\* Oct. 2, 2007**

(54) **ADHESIVE TAPE DISPENSER**

(75) Inventor: **Sigurdur Thorsteinsson**, Milan (IT)

(73) Assignee: **3M Innovative Properties Company**,  
St. Paul, MN (US)

(\*\*) Term: **14 Years**

(21) Appl. No.: **29/244,245**

(22) Filed: **Dec. 7, 2005**

(30) **Foreign Application Priority Data**

Jul. 5, 2005 (EM) ..... 000366927

(51) **LOC (8) Cl.** ..... **19-02**

(52) **U.S. Cl.** ..... **D19/69**

(58) **Field of Classification Search** ..... D19/70,  
D19/69, 68; 242/588.6, 588.3, 588.2; 225/77,  
225/6, 56, 39, 26, 25, 19, 11; 206/411; 156/577,  
156/527, 523

See application file for complete search history.

(56) **References Cited**

**U.S. PATENT DOCUMENTS**

D116,599 S	9/1939	Reinecke	
D118,629 S	* 1/1940	Reinecke	D19/69
D144,215 S	3/1946	Preble	
D164,556 S	9/1951	Donkin	
D170,429 S	* 9/1953	Reinecke	D19/69
D177,224 S	3/1956	Gershen	
3,498,512 A	* 3/1970	Golemon	225/21
D242,452 S	* 11/1976	Brown	D19/69
D315,576 S	3/1991	En	
D331,262 S	* 11/1992	O'Brien	D19/69
D336,492 S	6/1993	Samuelson	

(Continued)

**OTHER PUBLICATIONS**

3M Product Pamphlet from 3M Office Supplies Division, A World of Difference, New Products, "Scotch® Pop-up/Roll Tape Combo Dispenser," p. 8, 2002, printed in USA.

3M Product Pamphlet from 3M Office Supplies Division, Working Solutions Working for You, "Scotch® Pop-up/Roll Tape Combo Dispenser," p. 12, 2002, printed in USA.

3M Product Pamphlet from 3M Stationery Products Division, Scotch® Transparent Tape, (6-page tri-fold), 2003, printed in USA.

3M Product Pamphlet from 3M Stationery Products Division, Scotch® Magic™ Tape, 2 pages, 2002, printed in USA.

3M Product Pamphlet from 3M Stationery Products Division, Scotch® Gift Wrap Tape, 2 pages, 2003, printed in USA.

Scotch brand Pop-up/Roll Tape Combo dispenser and packaging, manufactured by 3M Company, pp. 1-15. Product was on sale prior to Jul. 2, 2003.

*Primary Examiner*—Cathron C. Brooks

*Assistant Examiner*—Austin Murphy

(74) *Attorney, Agent, or Firm*—Trisha D. Adamson

(57) **CLAIM**

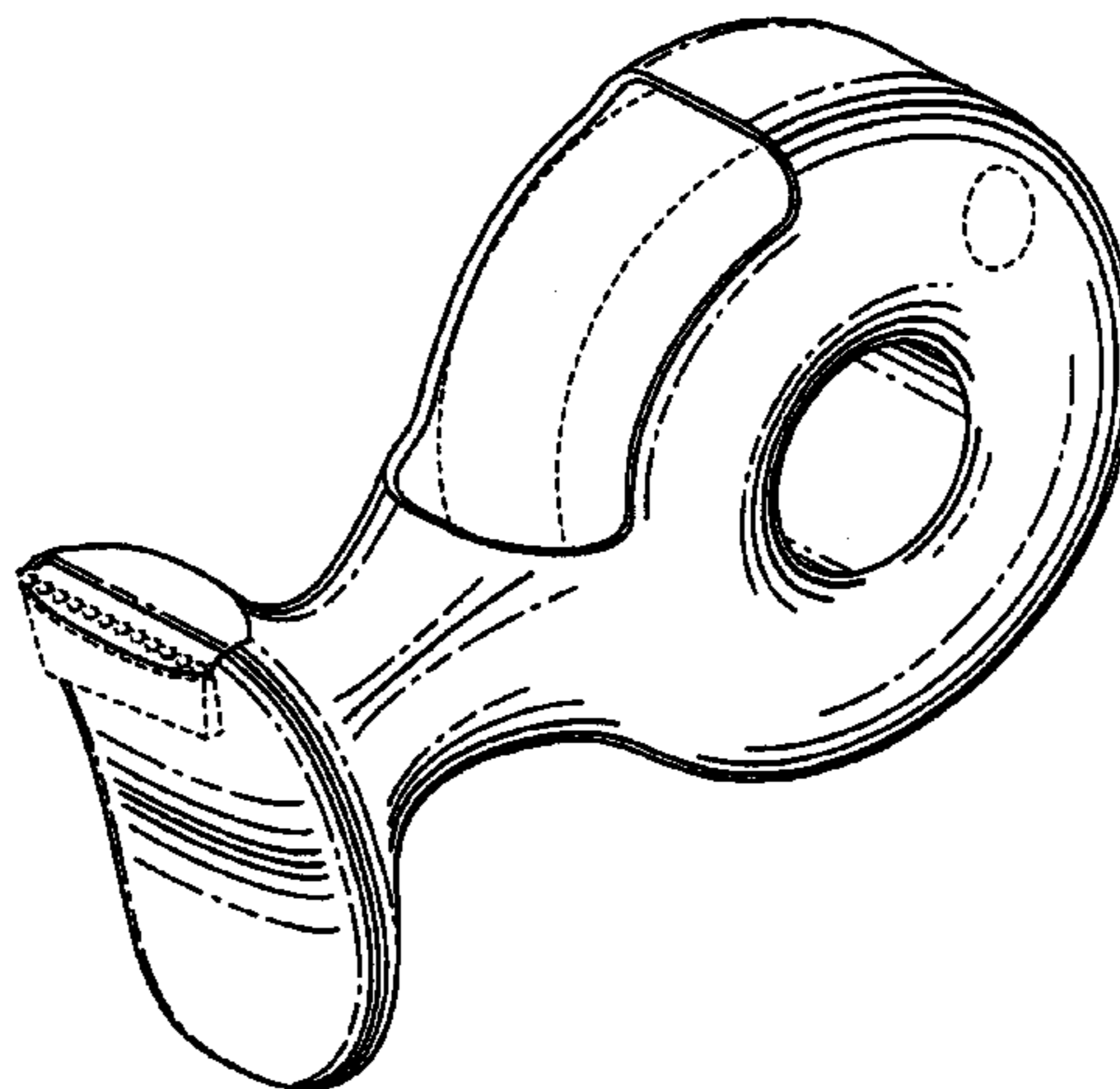
The ornamental design for an adhesive tape dispenser, as shown and described.

**DESCRIPTION**

FIG. 1 is a perspective view of an adhesive tape dispenser; FIG. 2 is a right side view thereof, the left side view being a mirror image of the right side view; FIG. 3 is a top view thereof; FIG. 4 is a bottom view thereof; FIG. 5 is a front view thereof; and, FIG. 6 is a rear view thereof.

The broken lines shown on the serrated cutting element indicate unclaimed subject matter. The broken lines shown on the roll of tape, the circle in the upper right portion of FIG. 2, and the portion below the cutting blade indicate unclaimed subject matter. All other broken lines indicated soft contours of the dispenser.

**1 Claim, 2 Drawing Sheets**



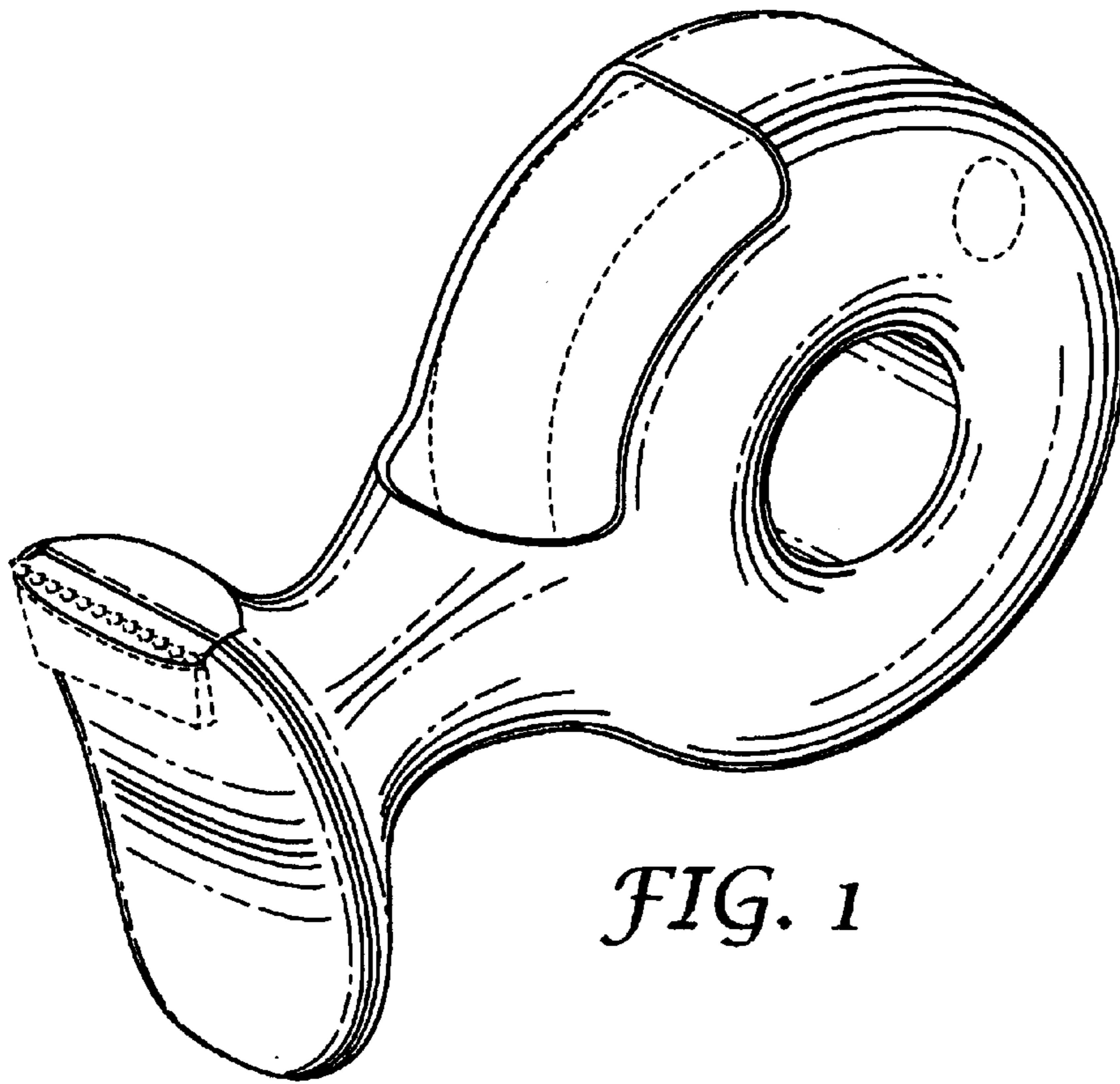
# US D552,179 S

Page 2

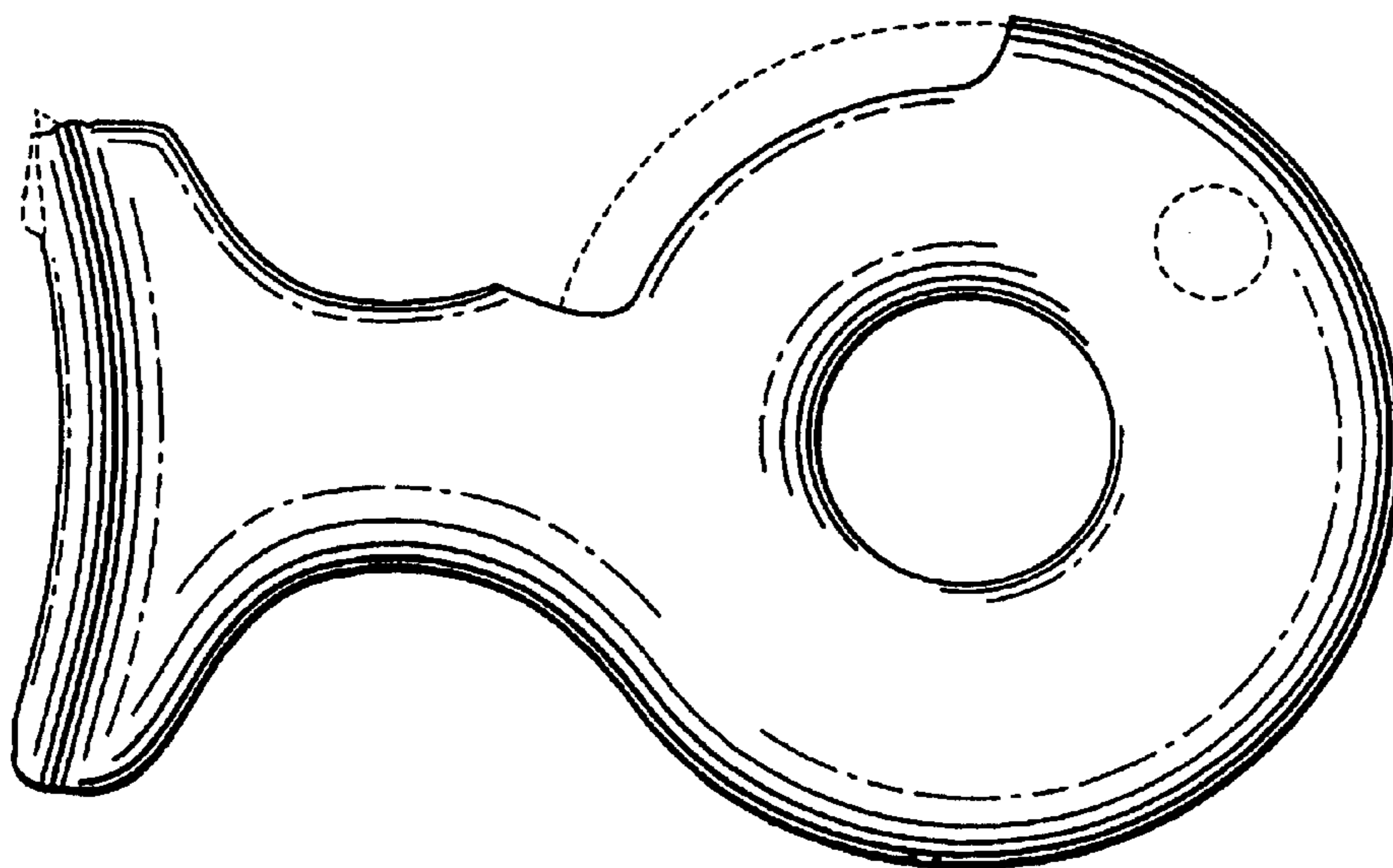
---

U.S. PATENT DOCUMENTS				
D342,092	S	12/1993	Samuelson	
D342,093	S	12/1993	Samuelson	
5,370,916	A *	12/1994	Olsen .....	428/40.1
5,794,815	A	8/1998	Carlson et al.	
5,964,375	A	10/1999	Carlson et al.	
6,460,800	B1 *	10/2002	Watanabe et al. ....	242/598.5
6,612,474	B2 *	9/2003	Shah .....	225/51
D502,508	S *	3/2005	Hung .....	D19/69
6,920,979	B2 *	7/2005	Chandaria .....	206/397
D510,951	S *	10/2005	Carlson et al. ....	D19/69
2004/0124305	A1 *	7/2004	Huang .....	242/588.6
2004/0151901	A1 *	8/2004	Pearson et al. ....	428/343

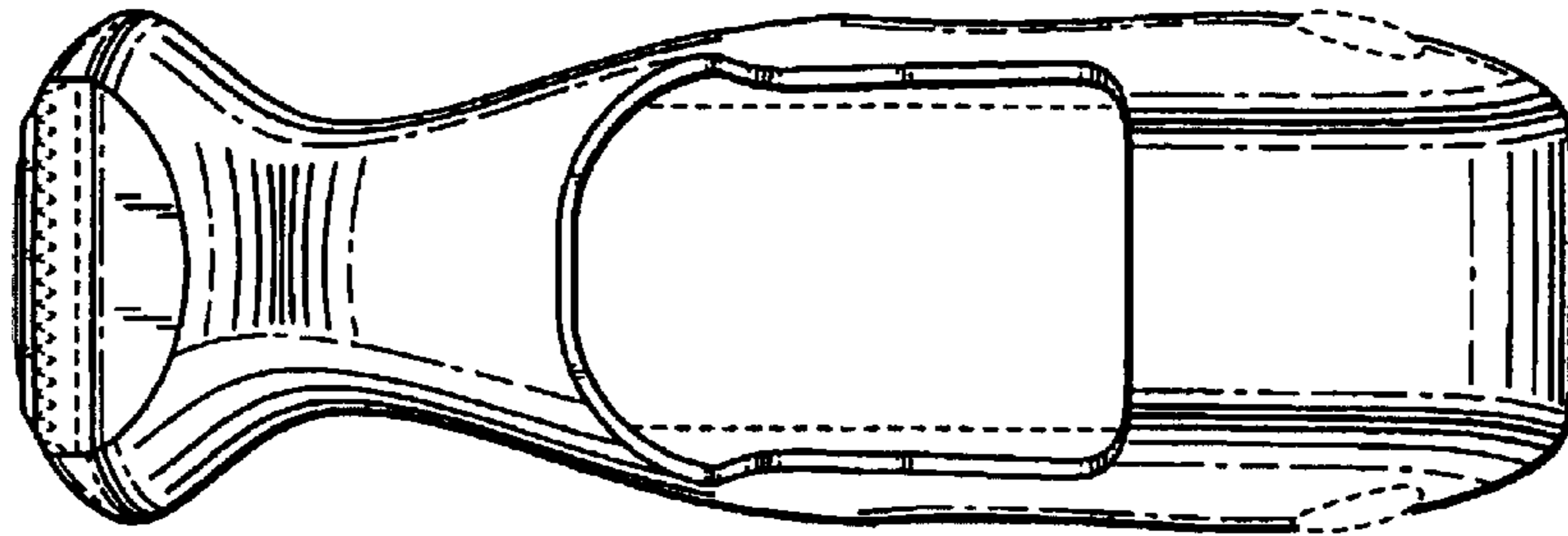
\* cited by examiner



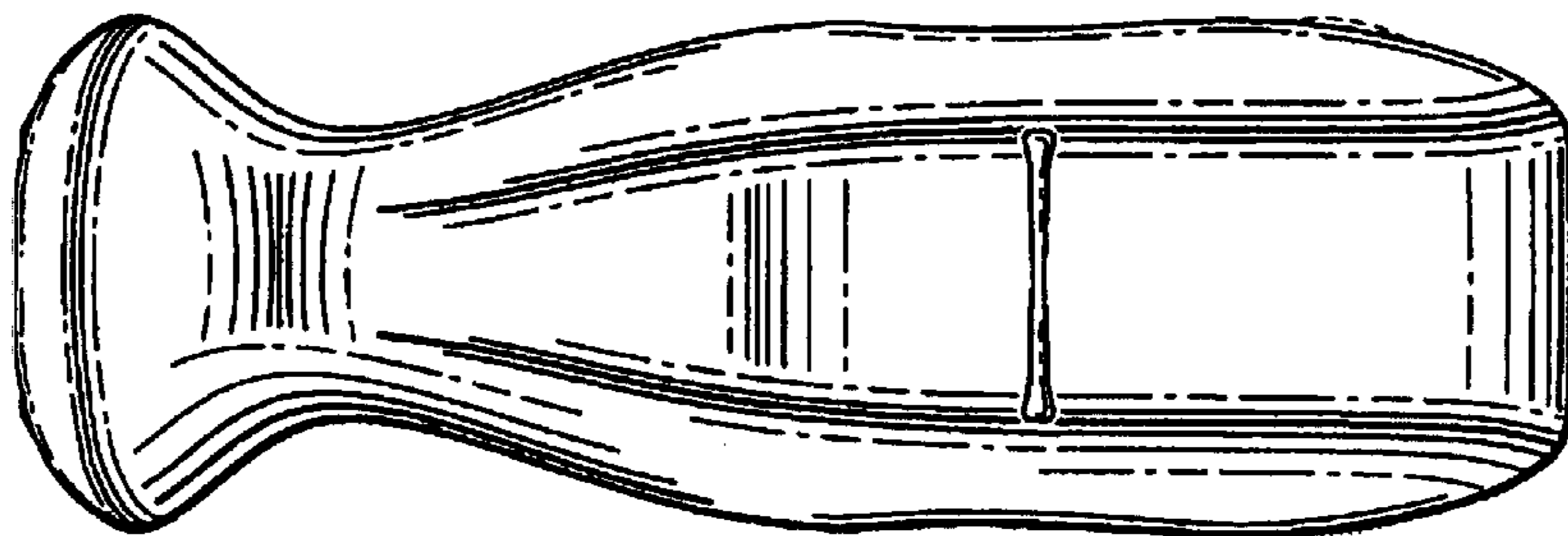
*FIG. 1*




*FIG. 2*



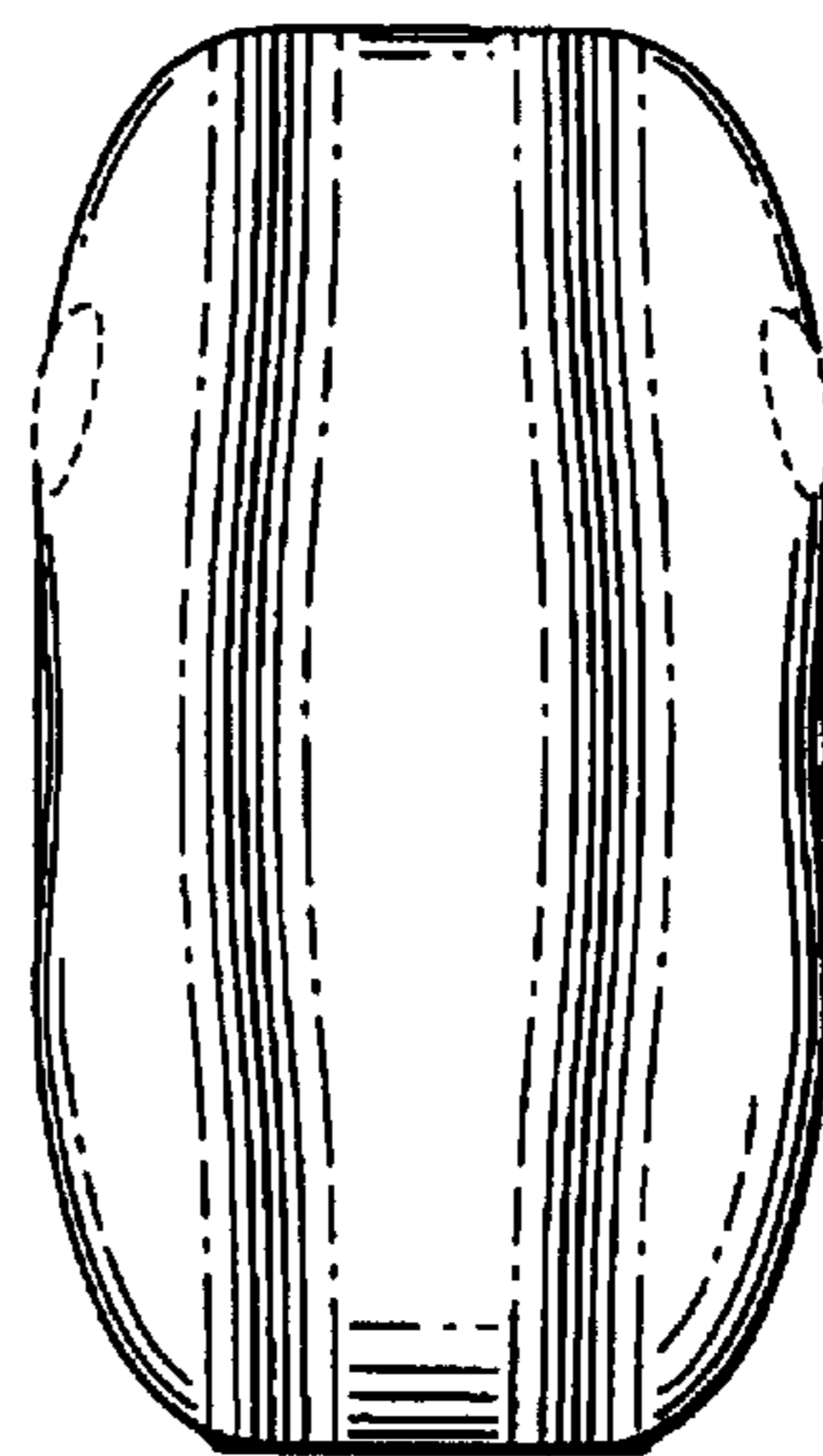
*FIG. 3*



*FIG. 4*



*FIG. 5*



*FIG. 6*