



US00D552175S

(12) **United States Design Patent**
Boerio

(10) **Patent No.:** **US D552,175 S**

(45) **Date of Patent:** **** Oct. 2, 2007**

(54) **WRITING INSTRUMENT**

D499,141 S * 11/2004 Chevalier D19/48
D530,748 S * 10/2006 Kent et al. D19/57

(75) Inventor: **Bénédicte Boerio**, Neuilly-sur-Seine
(FR)

FOREIGN PATENT DOCUMENTS

(73) Assignee: **Societe BIC**, Clichy Cedex (FR)

AU 15661/2005 * 12/2005
GB 2001401 * 6/1990
GB 2037405 * 1/1995

(**) Term: **14 Years**

* cited by examiner

(21) Appl. No.: **29/251,396**

Primary Examiner—Elizabeth A. Albert

(22) Filed: **Jan. 6, 2006**

Assistant Examiner—Karen E. Eldridge Powers

(30) **Foreign Application Priority Data**

(74) *Attorney, Agent, or Firm*—H. T. Than; The H.T. Than Law Group

Jul. 7, 2005 (EM) 000367198

(57) **CLAIM**

(51) **LOC (8) Cl.** **19-06**

The ornamental design for a writing instrument, as shown and described.

(52) **U.S. Cl.** **D19/49**

(58) **Field of Classification Search** D19/35,
D19/36, 41–51, 54–57; 40/334; 401/52,
401/99, 100, 104–109, 192, 195, 243–247
See application file for complete search history.

DESCRIPTION

(56) **References Cited**

FIG. 1 is a front perspective view of a writing instrument according to the present invention;

U.S. PATENT DOCUMENTS

D84,323 S * 6/1931 Bienenstein D19/49
D86,297 S * 2/1932 Bienenstein D19/49
2,434,882 A * 1/1948 Hanle 401/77
D155,285 S * 9/1949 Green et al. D19/46
D269,531 S * 6/1983 Ando D19/66
D328,311 S * 7/1992 Nitta D19/49
D357,700 S * 4/1995 Oka D19/55
D374,460 S * 10/1996 Young D19/48
D377,194 S * 1/1997 Young D19/48

FIG. 2 is a front elevational view thereof;

FIG. 3 is a back elevational view thereof;

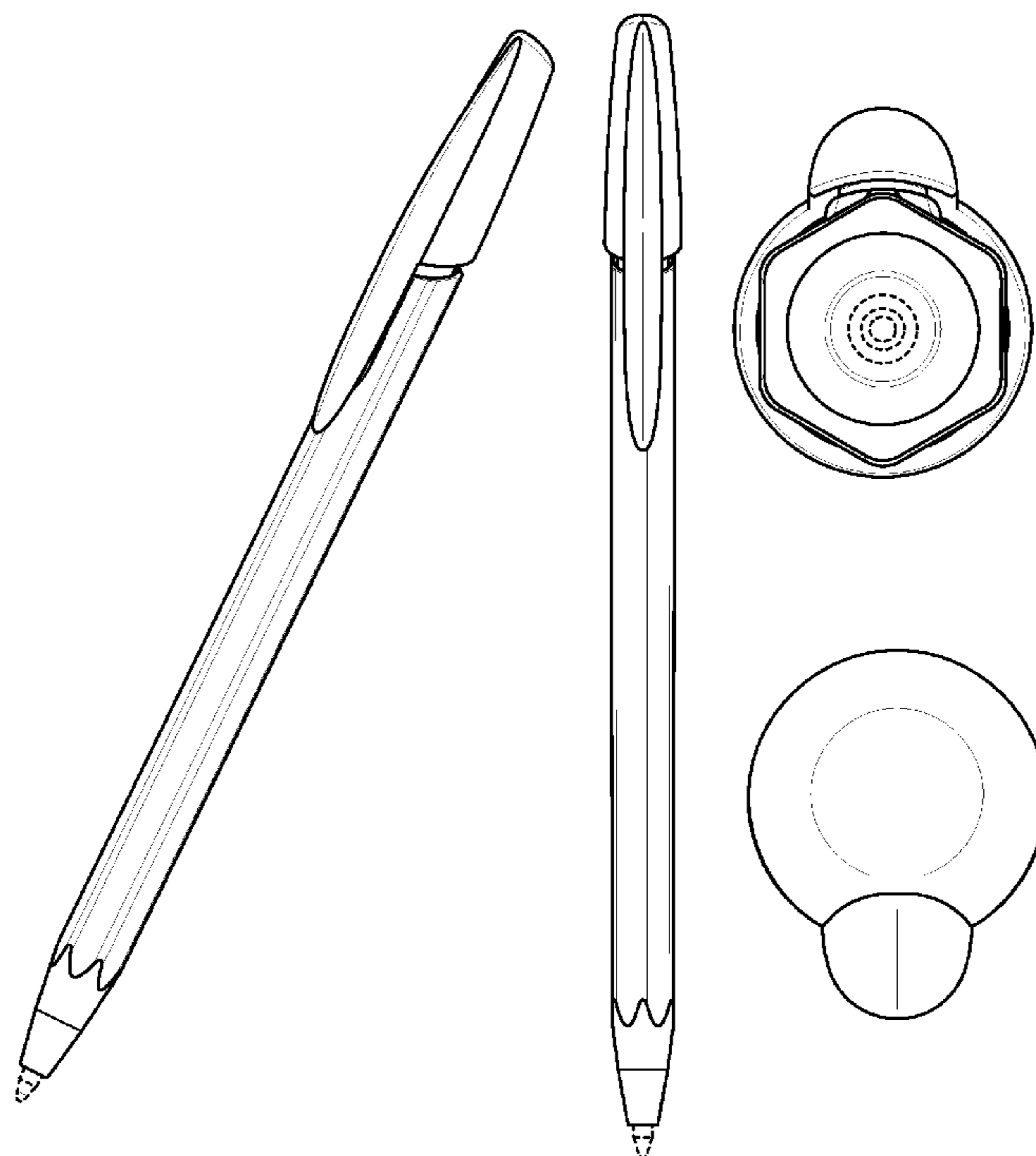
FIG. 4 is a right side plan view thereof;

FIG. 5 is an enlarged top plan view thereof; and,

FIG. 6 is an enlarged bottom plan view thereof.

The broken line showing of the tip of the writing instrument is included for the purpose of ease of illustration and forms no part of the claimed design.

1 Claim, 6 Drawing Sheets



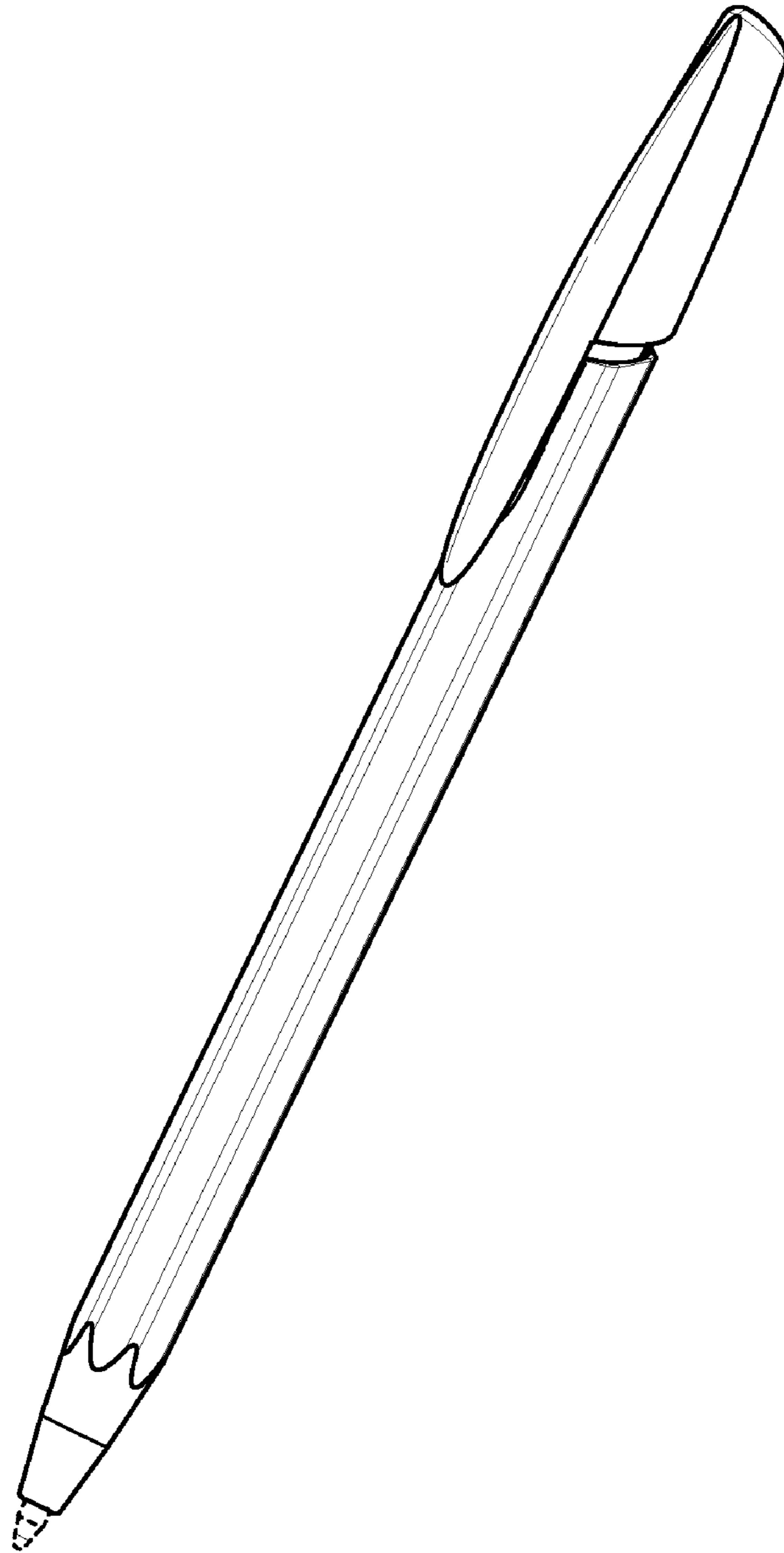


Fig. 1

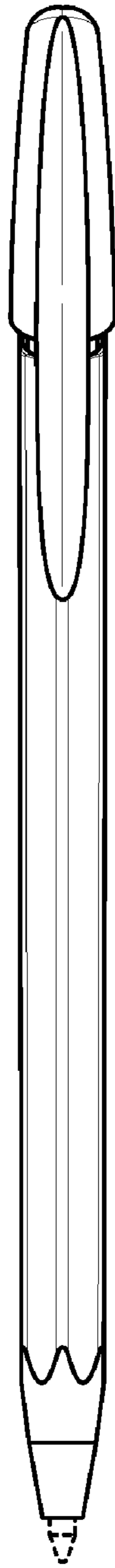


Fig. 2

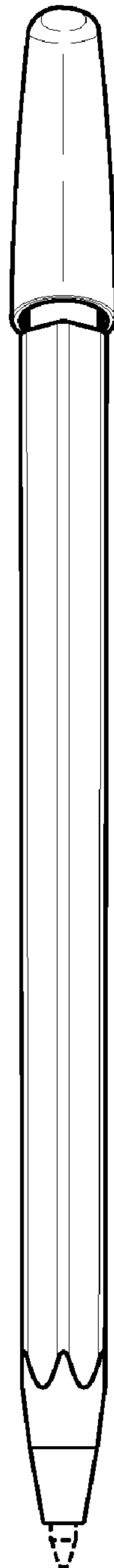


Fig. 3

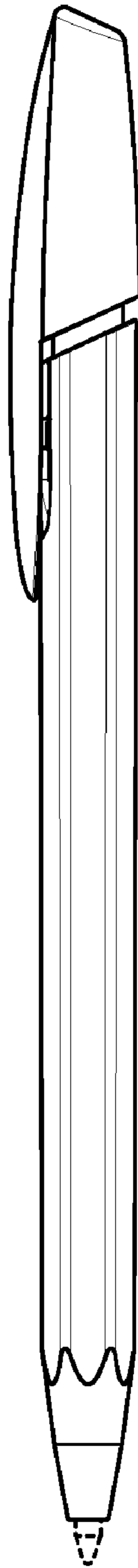


Fig. 4

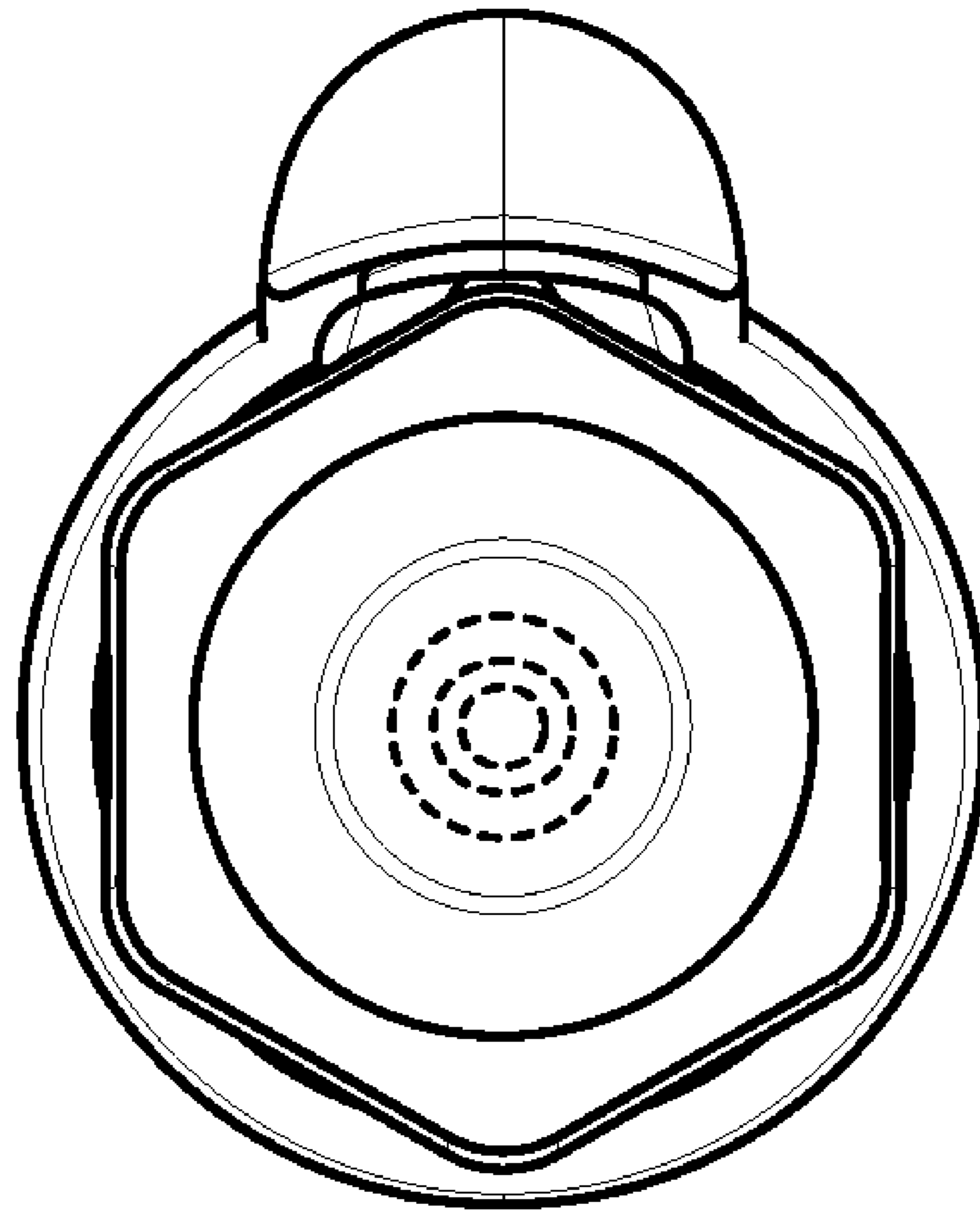


Fig. 5

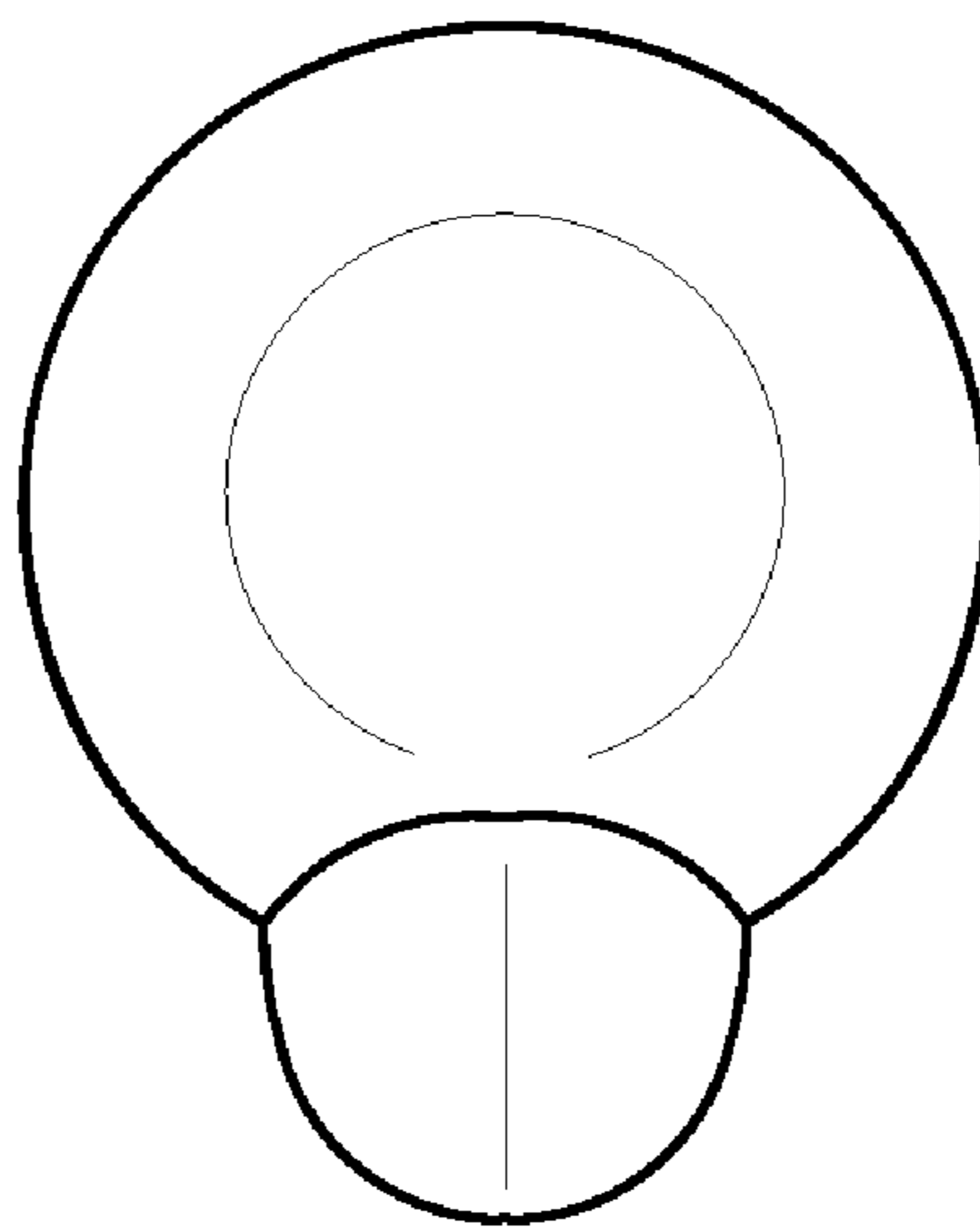


Fig. 6