

US00D552172S

(12) **United States Design Patent**
Mershon

(10) **Patent No.:** **US D552,172 S**

(45) **Date of Patent:** **** Oct. 2, 2007**

(54) **BOOKMARK WITH TAPE MEASURE**

(76) Inventor: **Randolph J. Mershon**, 300 Winston Dr., Cliffside Park, NJ (US) 07010

(**) Term: **14 Years**

(21) Appl. No.: **29/238,594**

(22) Filed: **Sep. 19, 2005**

(51) **LOC (8) Cl.** **19-99**

(52) **U.S. Cl.** **D19/34**

(58) **Field of Classification Search** D19/1,
D19/2, 34, 32; D8/394; D11/78.1; D9/600;
116/236, 237, 238, 239, 240, 234, 235; 24/67 R;
281/142; 40/124.01

See application file for complete search history.

(56) **References Cited**

U.S. PATENT DOCUMENTS

D324,529 S *	3/1992	Moriyama	D16/135
D365,363 S *	12/1995	Terino	D19/34
D397,949 S *	9/1998	Azzopardi	D10/72
D400,466 S *	11/1998	Gleason	D11/78.1
D414,437 S *	9/1999	Goessling, Jr.	D10/72
D429,499 S *	8/2000	Mershon	D19/36
D436,373 S *	1/2001	Mershon	D19/34
D471,474 S *	3/2003	Hendershott	D10/72
D489,410 S *	5/2004	Ivey	D19/65

D497,377 S *	10/2004	Waggoner et al.	D16/135
D499,446 S *	12/2004	Mershon	D19/34
D535,181 S *	1/2007	Roychowdhury	D8/394
2005/0242567 A1 *	11/2005	Palamidessi	281/42

* cited by examiner

Primary Examiner—Cathron C. Brooks

Assistant Examiner—Austin Murphy

(57) **CLAIM**

The ornamental design for a bookmark with tape measure, substantially as shown.

DESCRIPTION

FIG. 1 is an isometric view of a bookmark incorporating my design;

FIG. 2 is a front view thereof, showing the measuring tape in a position of use in broken lines;

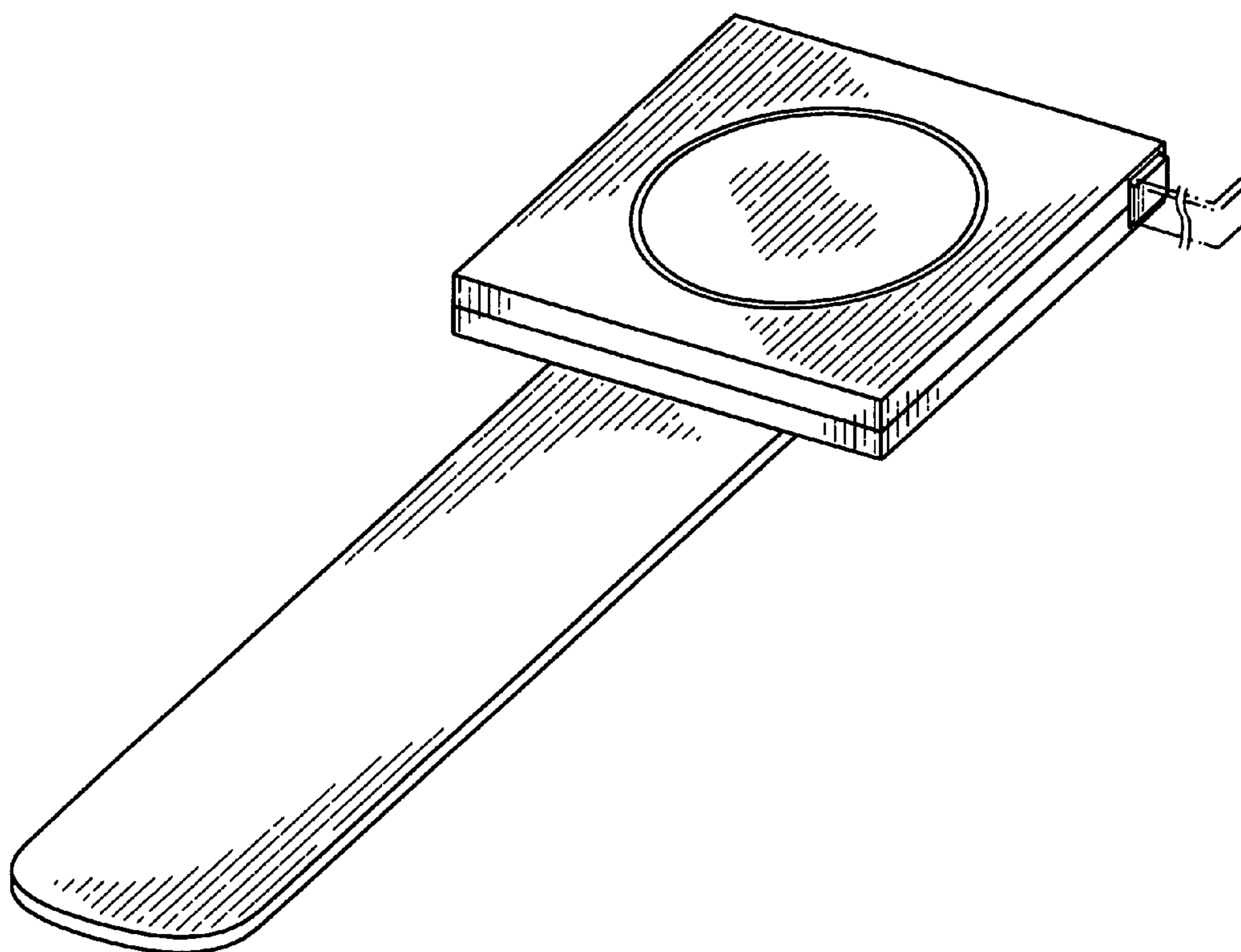
FIG. 3 is a left-side view thereof;

FIG. 4 is a right-side view thereof; and,

FIG. 5 is a top plan view thereof (the bottom view being identical).

The broken lines shown in the drawings form no part of the claimed design.

1 Claim, 2 Drawing Sheets



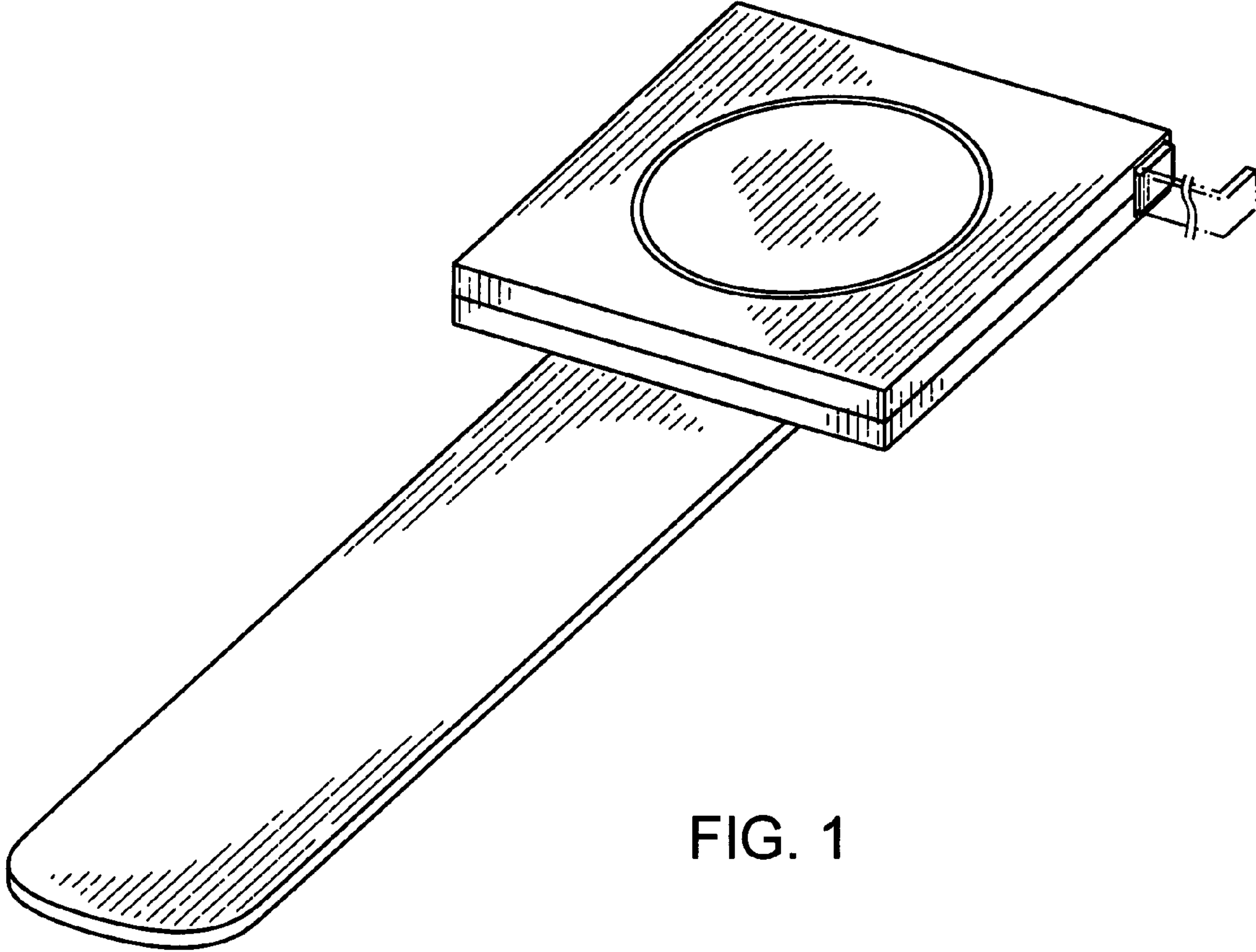


FIG. 1

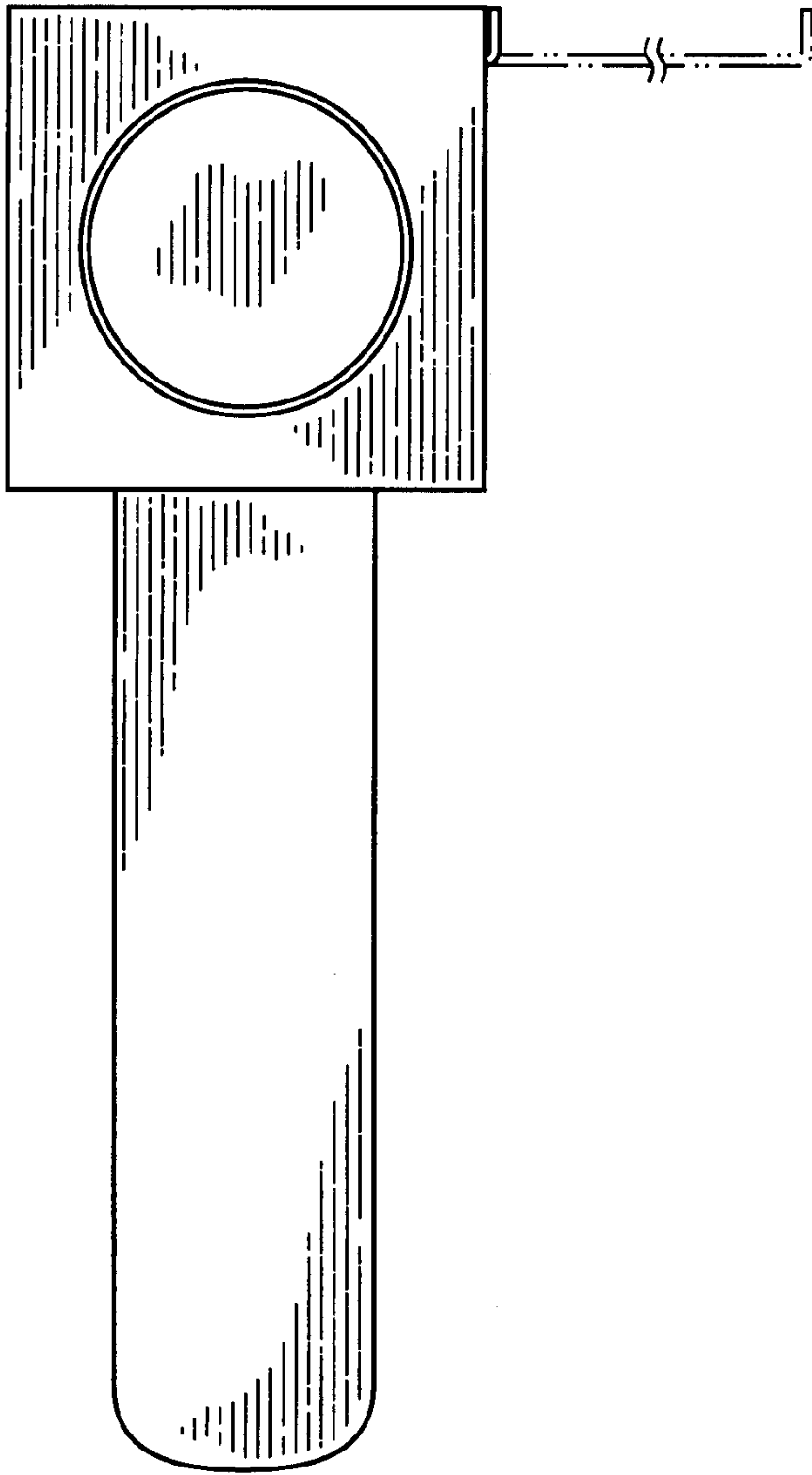


FIG. 2



FIG. 3




FIG. 4




FIG. 5