



US00D552160S

(12) **United States Design Patent** (10) **Patent No.:** **US D552,160 S**
Greenia (45) **Date of Patent:** **** Oct. 2, 2007**

(54) **BAMBOO GUITAR**

(76) Inventor: **Michael Greenia**, 1430 Bishop Rd.,
Grosse Pointe Park, MI (US) 48230

(**) Term: **14 Years**

(21) Appl. No.: **29/257,232**

(22) Filed: **Apr. 1, 2006**

(51) **LOC (8) Cl.** **17-03**

(52) **U.S. Cl.** **D17/14**

(58) **Field of Classification Search** D17/14,
D17/18-20; 84/267, 726-731, DIG. 24
See application file for complete search history.

(56) **References Cited**

U.S. PATENT DOCUMENTS

4,142,436	A *	3/1979	Chapman	84/723
4,192,213	A *	3/1980	Steinberger	84/293
D270,543	S *	9/1983	McNally	D17/19
D311,750	S *	10/1990	Roberts	D17/14
4,981,063	A *	1/1991	Roberts	84/267
D363,946	S *	11/1995	Eberlen	D17/14
D410,024	S *	5/1999	Eventoff et al.	D17/14
D441,391	S *	5/2001	Cronos et al.	D17/14
D504,906	S *	5/2005	Katsumata	D17/20
D522,041	S *	5/2006	Sewell	D17/14
7,084,336	B2 *	8/2006	Towers	84/267
2004/0182220	A1 *	9/2004	Strobel	84/267

FOREIGN PATENT DOCUMENTS

EM	000405469-0001	*	9/2005
GB	2070366	*	4/1998

OTHER PUBLICATIONS

Guitars and Other String Instruments, Designers' Services, Feb. 1988, p. 74.*

Guitars and Other String Instruments, Guitar Player, Jan. 1992, p. 106.*

Guitars and Other String Instruments, End Product, Jul. 1987, p. 66.*

* cited by examiner

Primary Examiner—Ian Simmons

Assistant Examiner—Anna J. Burmeister

(74) *Attorney, Agent, or Firm*—Raggio & Dinnin, P.C.

(57) **CLAIM**

The ornamental design for a bamboo guitar, as shown and described.

DESCRIPTION

FIG. 1 is a front and side perspective view of a bamboo guitar showing my new invention;

FIG. 2 is a front elevational view thereof, shown at an enlarged scale and with only a portion of the unclaimed environment shown for ease of illustration;

FIG. 3 is side elevational view thereof; and

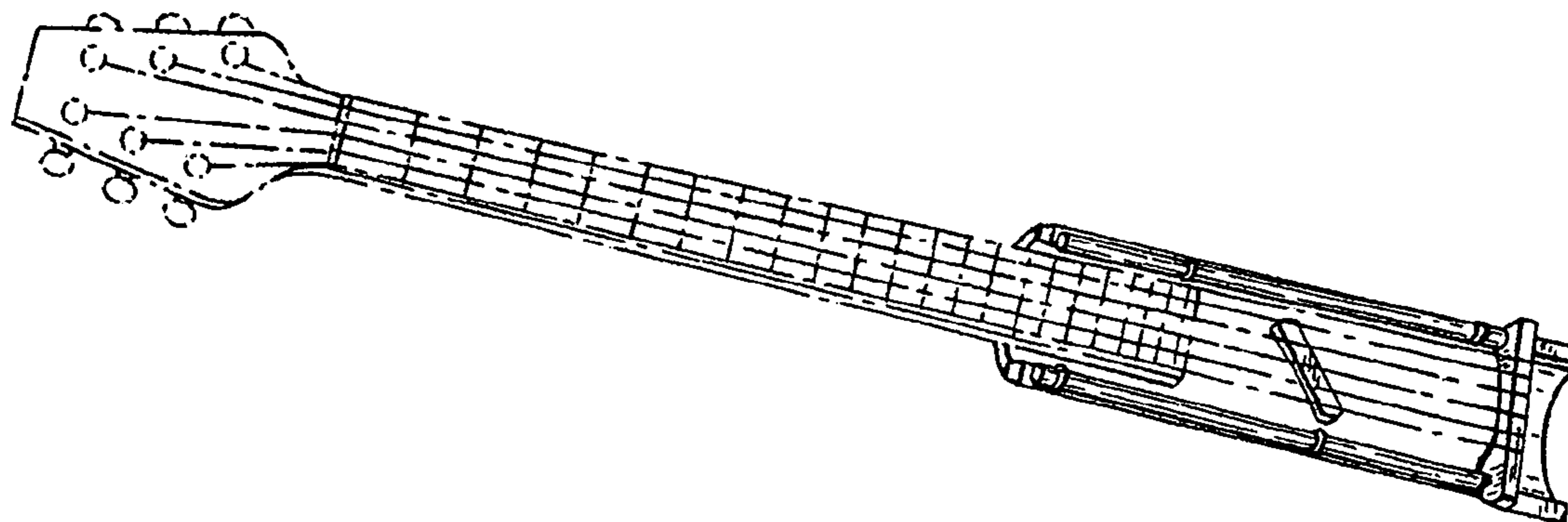
FIG. 4 is a back elevational view thereof;

FIG. 5 is a top plan view thereof; and,

FIG. 6 bottom plan view thereof.

The broken lines shown in the drawings are for illustrative purposes only and form no part of the claimed design.

1 Claim, 1 Drawing Sheet



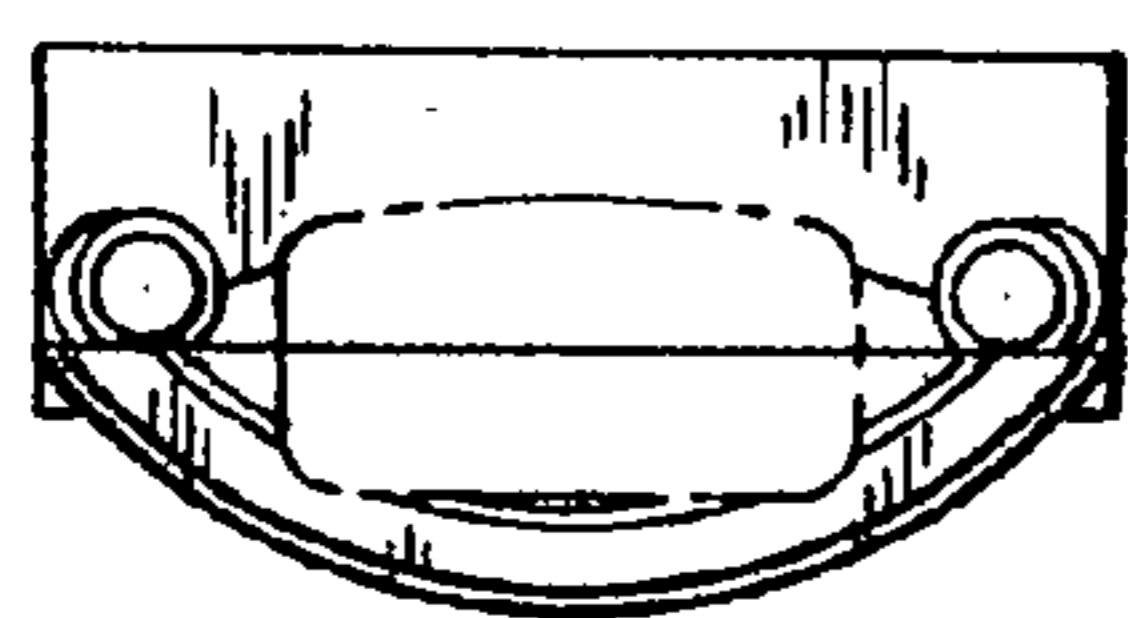


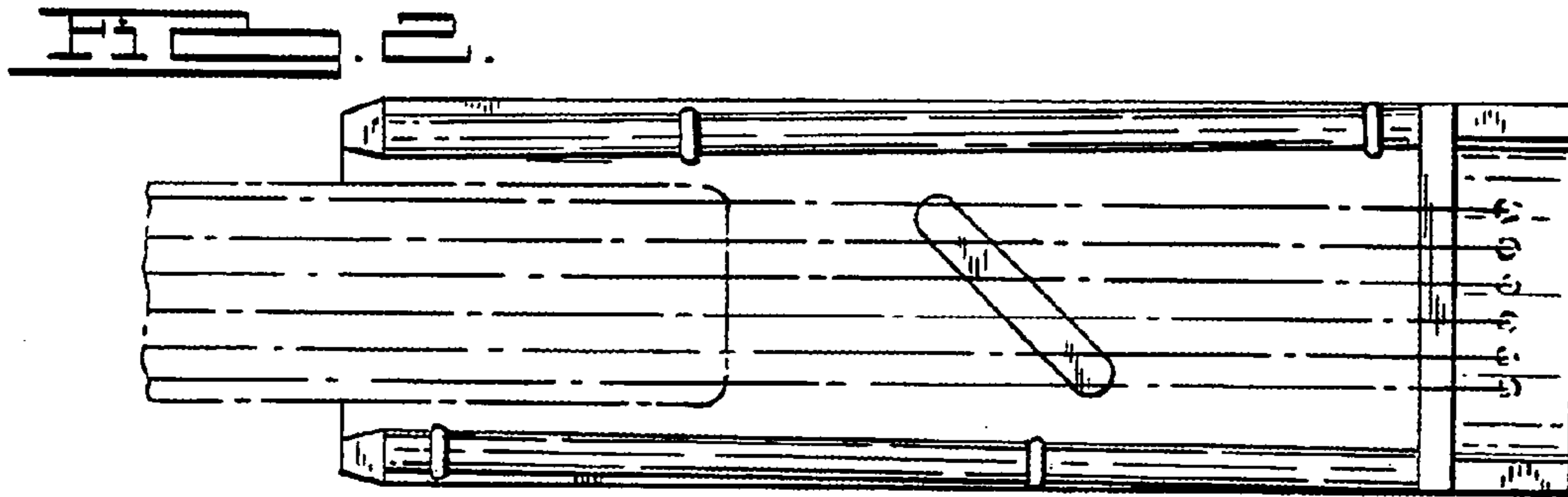
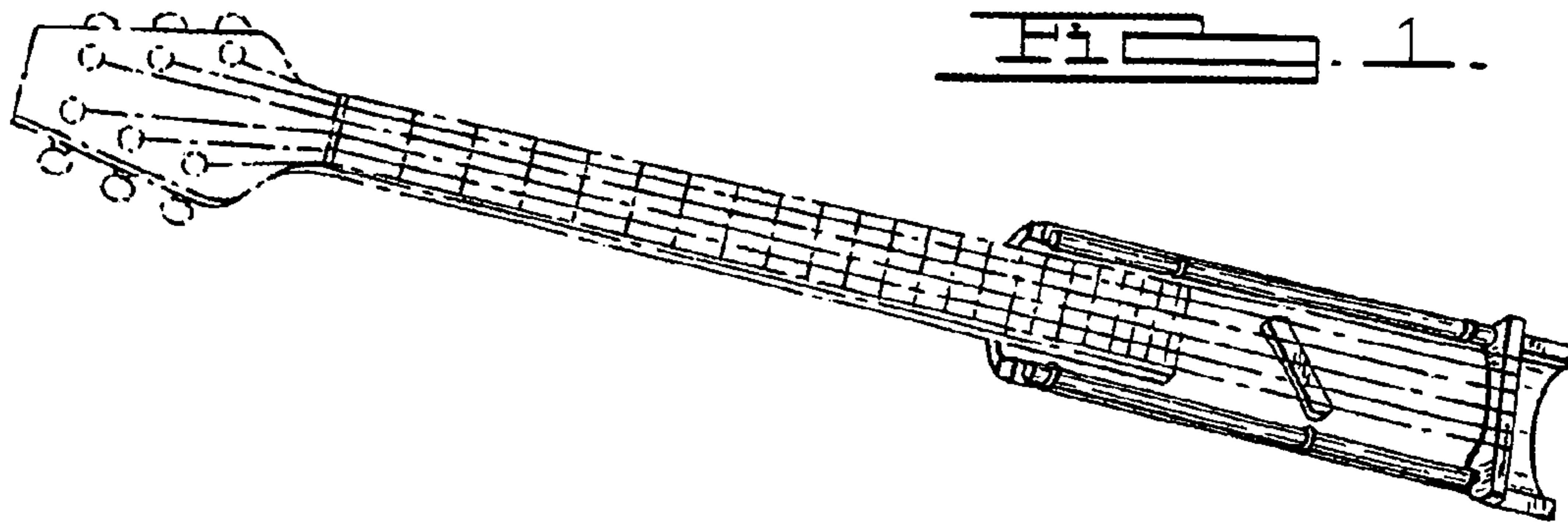


FIG. 5.



FIG. 6.