



US00D552157S

(12) **United States Design Patent**
Kawada et al.

(10) **Patent No.:** **US D552,157 S**
(45) **Date of Patent:** **** Oct. 2, 2007**

(54) **ELECTRONIC KEYBOARD INSTRUMENT**

(75) Inventors: **Manabu Kawada**, Hamamatsu (JP);
Tamie Onishi, Hamamatsu (JP); **Enrico Bergese**, Hamamatsu (JP)

(73) Assignee: **Yamaha Corporation**, Shizuoka (JP)

(**) Term: **14 Years**

(21) Appl. No.: **29/231,302**

(22) Filed: **Jun. 3, 2005**

(30) **Foreign Application Priority Data**

Jan. 5, 2005 (JP) 2005-000054

(51) **LOC (8) Cl.** **17-01**

(52) **U.S. Cl.** **D17/1; D17/7**

(58) **Field of Classification Search** D17/1,
D17/2, 7, 9, 18; 84/13, 423 R, 172-174,
84/176, 327, 178-180, 376 A, 719, 720,
84/744, 745

See application file for complete search history.

(56) **References Cited**

U.S. PATENT DOCUMENTS

D308,215 S * 5/1990 Katsuhara D17/7
D320,611 S * 10/1991 Ono D17/1
D320,612 S * 10/1991 Ohki D17/1
5,157,213 A * 10/1992 Kashio et al. 84/622
D372,931 S * 8/1996 Miura D17/1

D411,563 S * 6/1999 Okamura D17/1
D416,039 S * 11/1999 Tanaka D17/1
D425,105 S * 5/2000 Saito D17/1
RE37,909 E * 11/2002 Tatsumi D17/1
D510,381 S * 10/2005 Okamura et al. D17/1

OTHER PUBLICATIONS

U.S. Appl. No. 29/231,306, filed Jun. 3, 2005, Manabu Kawada et al.

* cited by examiner

Primary Examiner—Ian Simmons

Assistant Examiner—R. Johnson

(74) *Attorney, Agent, or Firm*—Sughrue Mion, PLLC

(57) **CLAIM**

The ornamental design for an electronic keyboard instrument, as shown.

DESCRIPTION

FIG. 1 is a perspective view of a top, front and left side of an electronic keyboard instrument showing our new design;

FIG. 2 is a front elevational view thereof;

FIG. 3 is a rear elevational view thereof;

FIG. 4 is a right side elevational view thereof;

FIG. 5 is a left side elevational view thereof;

FIG. 6 is a top plan view thereof; and,

FIG. 7 is a bottom plan view thereof.

1 Claim, 5 Drawing Sheets

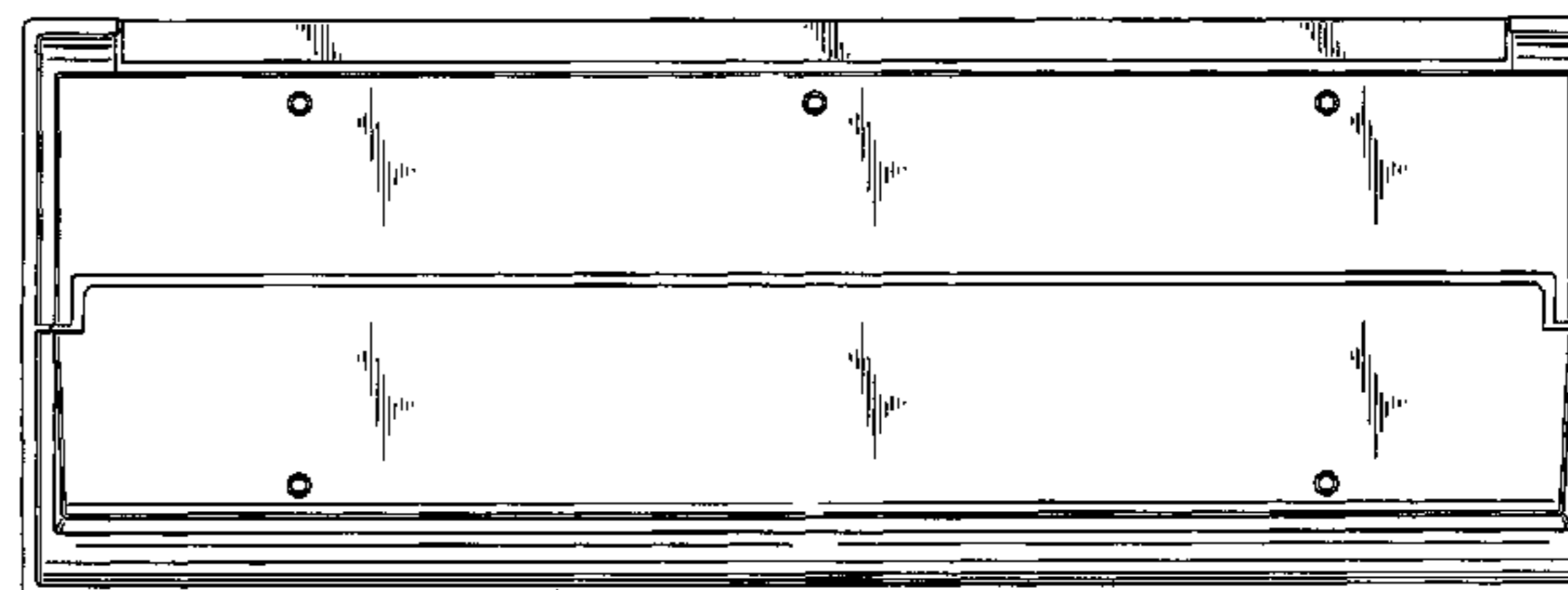
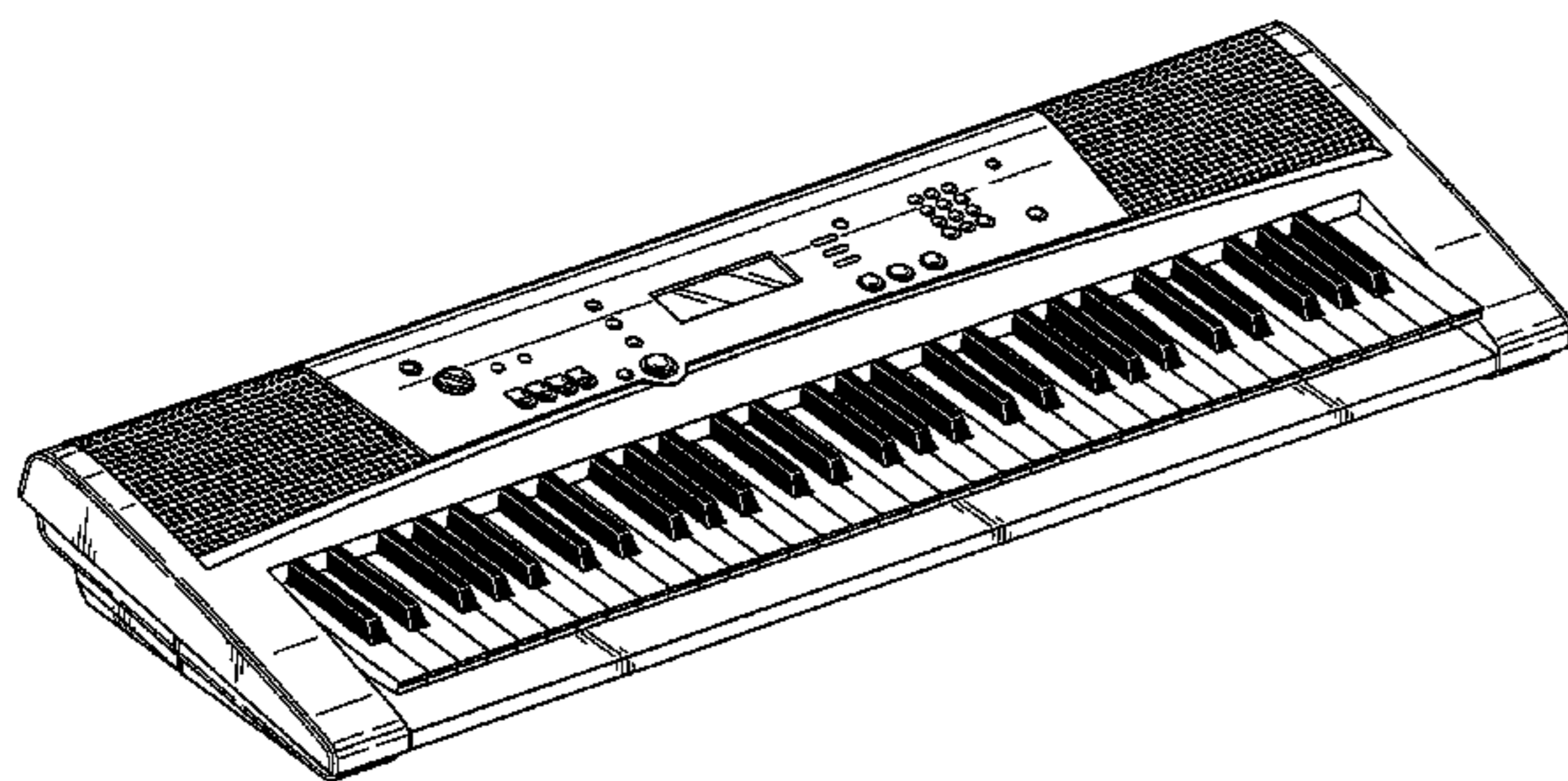


FIG. 1

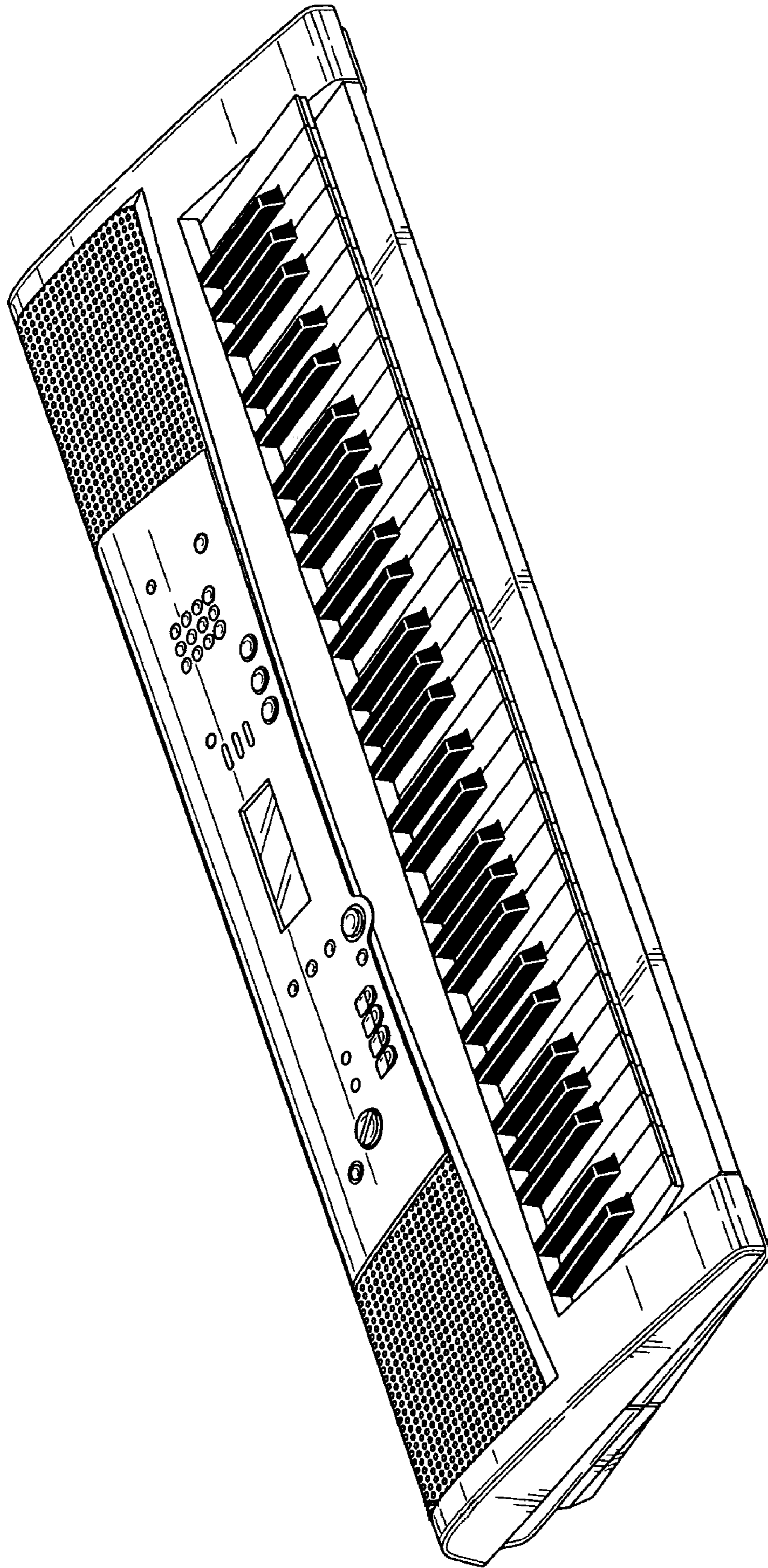


FIG. 2

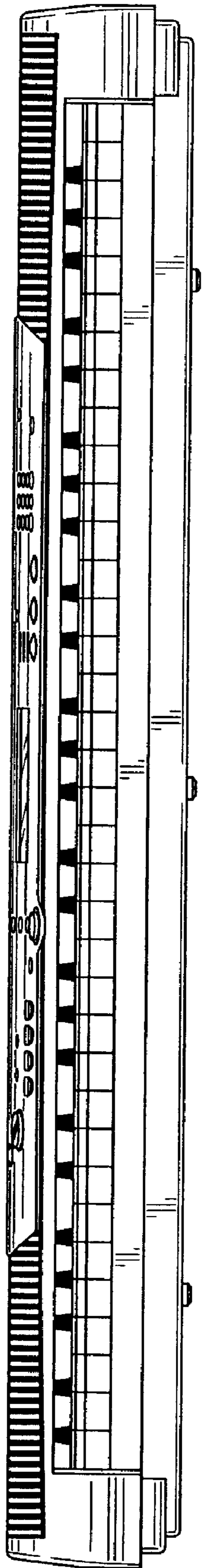


FIG. 3

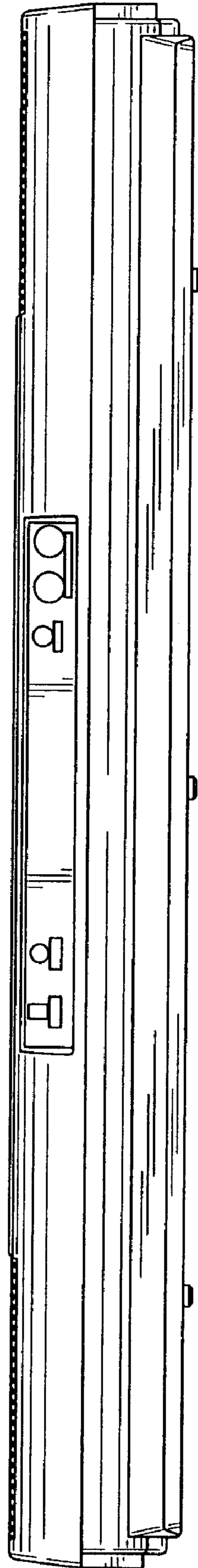


FIG. 4

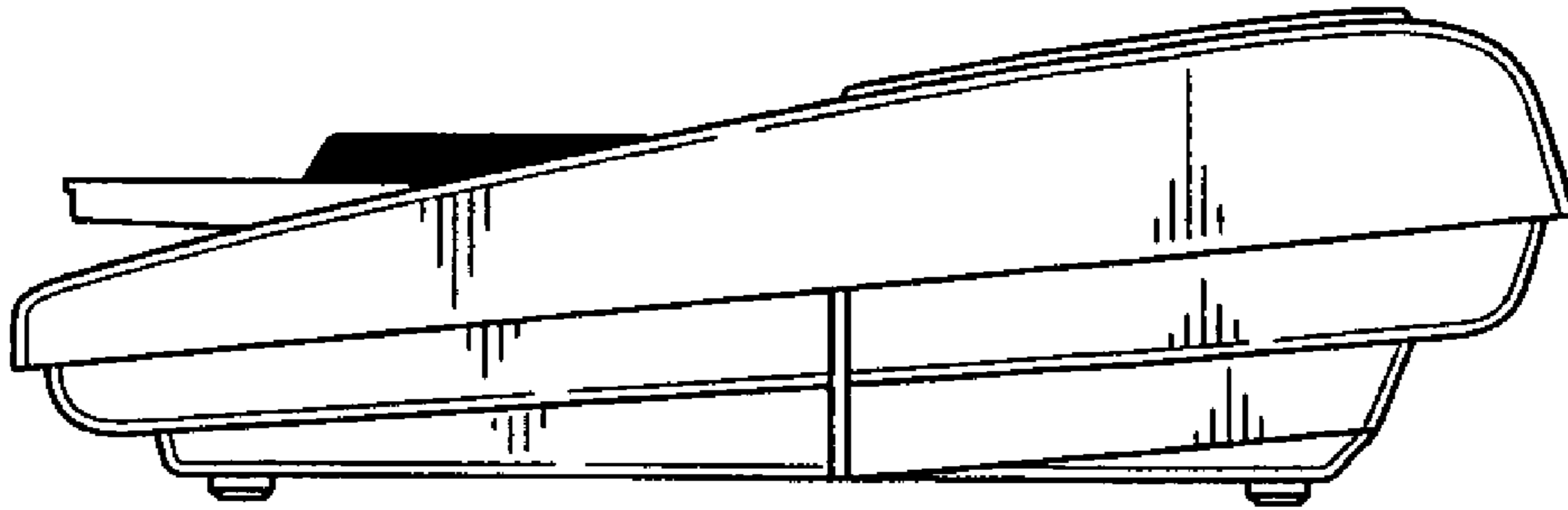


FIG. 5

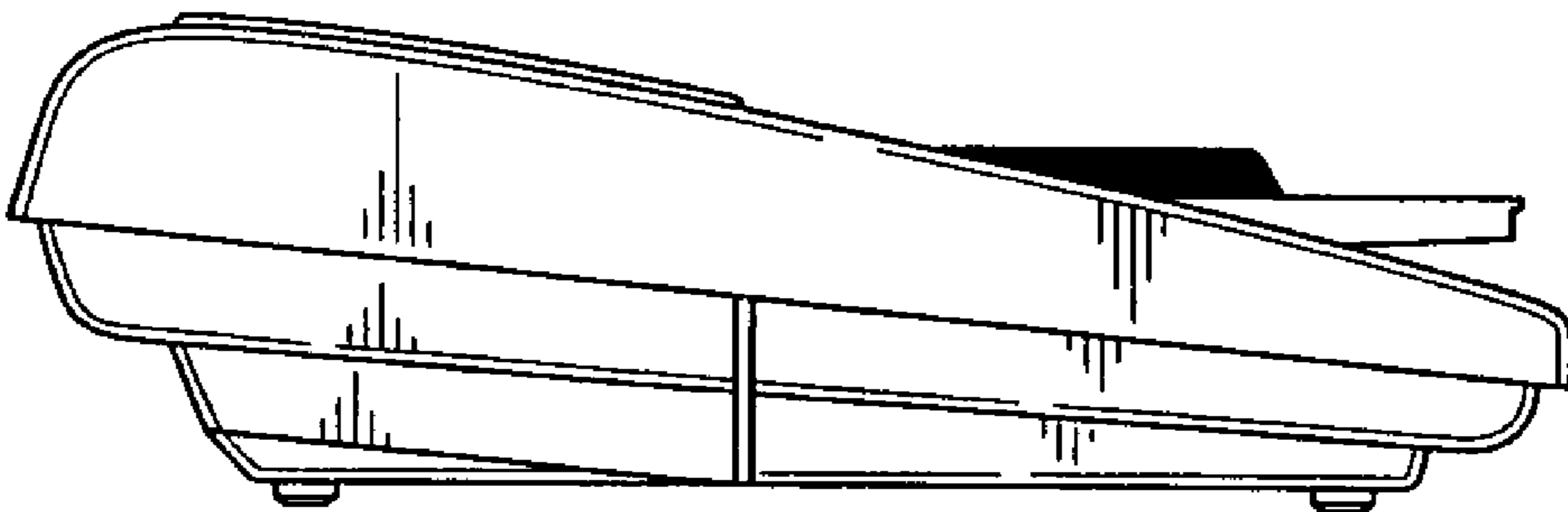


FIG. 6

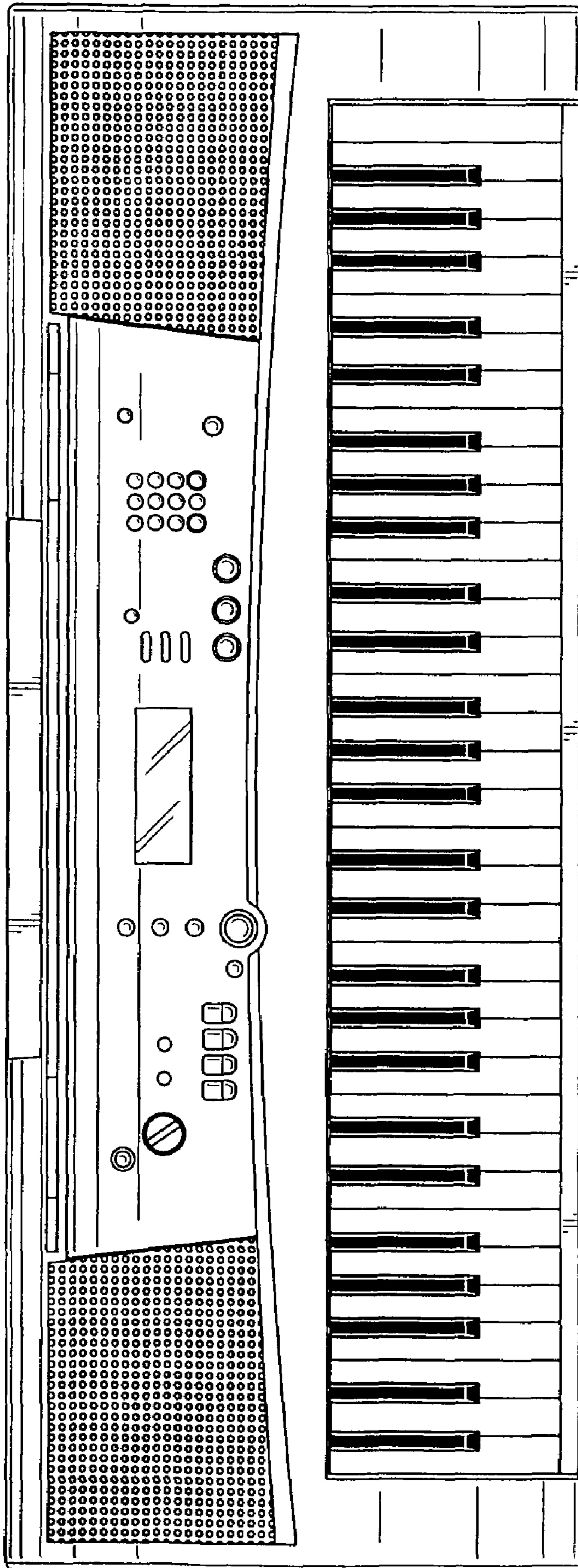


FIG. 7

