



US00D552156S

(12) **United States Design Patent**  
**Fuchs**

(10) **Patent No.:** **US D552,156 S**

(45) **Date of Patent:** **\*\* Oct. 2, 2007**

(54) **EYEWEAR**

D539,011 S \* 3/2007 Molesky ..... D2/880

(75) Inventor: **Gerhard Fuchs**, Kauns (AT)

**OTHER PUBLICATIONS**

(73) Assignee: **Silhouette International Schmied AG**,  
Linz (AT)

U.S. Appl. No. 29/223,511; filed Feb. 15, 2005; In re: Fuchs;  
entitled: Eyeglasses.

(\*\*) Term: **14 Years**

\* cited by examiner

(21) Appl. No.: **29/243,654**

*Primary Examiner*—T. Chase Nelson  
*Assistant Examiner*—Barbara Blanton Lohr  
(74) *Attorney, Agent, or Firm*—Alston & Bird LLP

(22) Filed: **Nov. 29, 2005**

(57) **CLAIM**

(30) **Foreign Application Priority Data**

The ornamental design for eyewear, as shown and described.

Jun. 18, 2005 (EM) ..... 000360938-0001  
Jun. 18, 2005 (EM) ..... 000360938-0002  
Jun. 18, 2005 (EM) ..... 000360938-0003

**DESCRIPTION**

(51) **LOC (8) Cl.** ..... **16-06**

(52) **U.S. Cl.** ..... **D16/326**

(58) **Field of Classification Search** ..... D16/101,  
D16/300–330, 332, 338, 900; D21/190;  
D24/110.2; 351/41, 44, 51, 52, 61–63, 83,  
351/86, 92, 103–111, 114, 117, 119, 121–124,  
351/128, 130–132, 136–139, 153, 158; 2/426–432,  
2/434–437, 441, 447–453

FIG. 1 is a perspective view of eyewear;

FIG. 2 is a front elevation view of the eyewear shown in  
FIG. 1;

FIG. 3 is a rear elevation view of the eyewear shown in FIG.  
1;

FIG. 4 is a right side elevation view of the eyewear shown  
in FIG. 1, the left side elevation view being a mirror image  
thereof;

See application file for complete search history.

FIG. 5 is a top plan view of the eyewear shown in FIG. 1;  
and,

(56) **References Cited**

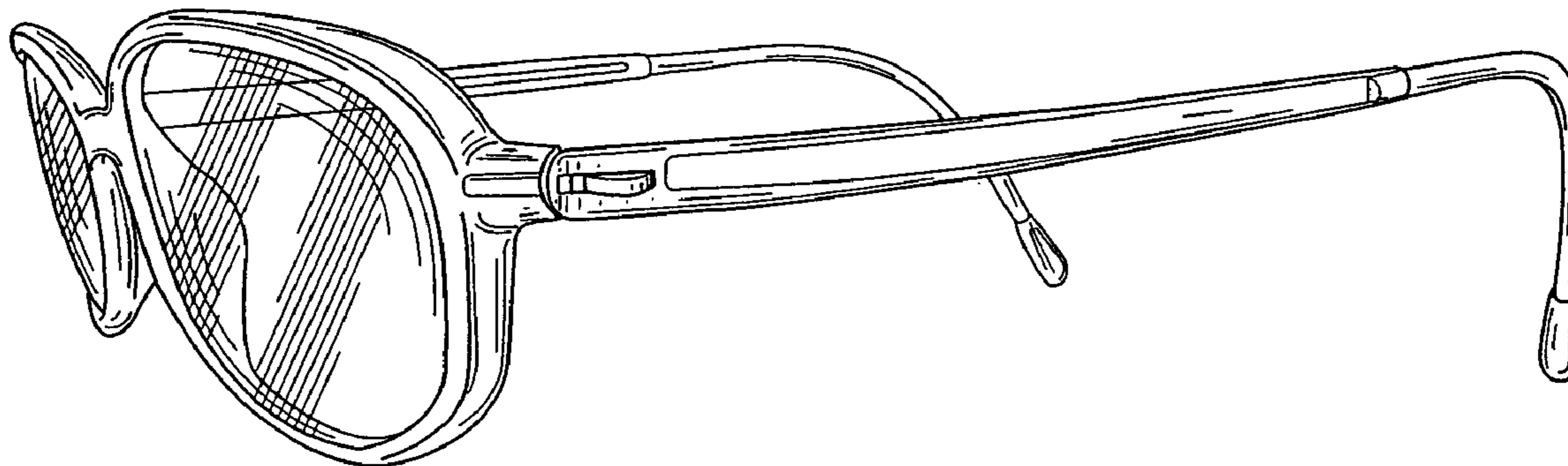
**U.S. PATENT DOCUMENTS**

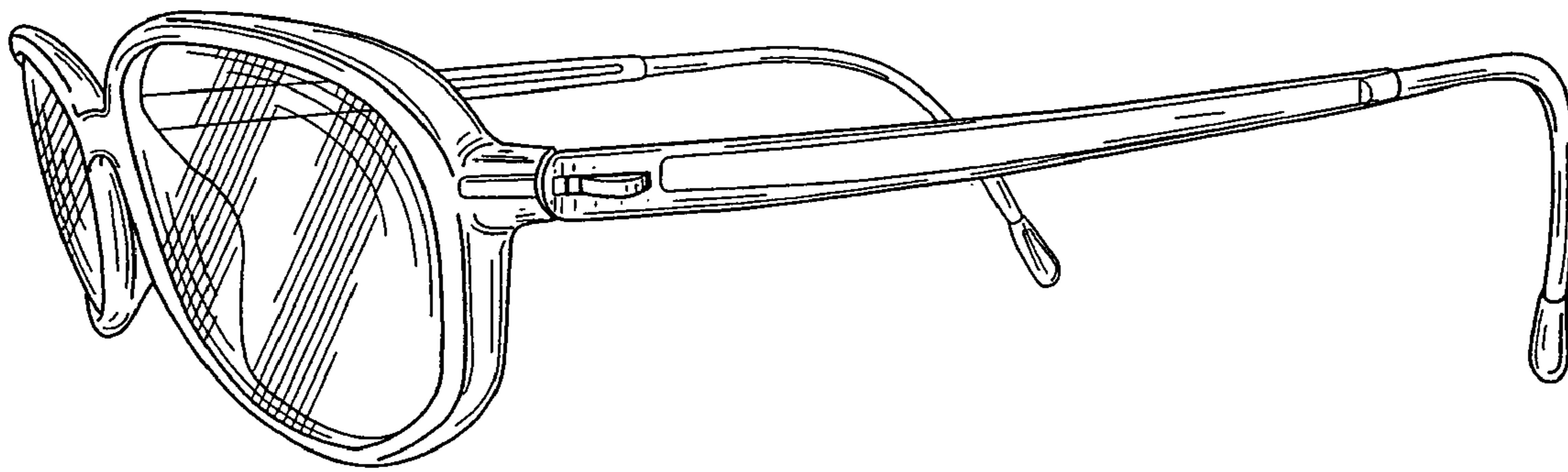
D397,713 S \* 9/1998 Brune et al. .... D16/326  
D402,305 S \* 12/1998 Tragatschnig ..... D16/326  
D449,641 S \* 10/2001 Arnette ..... D16/326  
D477,011 S \* 7/2003 Jamin ..... D16/325

FIG. 6 is a bottom plan view of the eyewear shown in FIG.  
1.


The embodiments of eyewear of the present invention are at  
least partially formed from transparent material, as depicted.

**1 Claim, 5 Drawing Sheets**






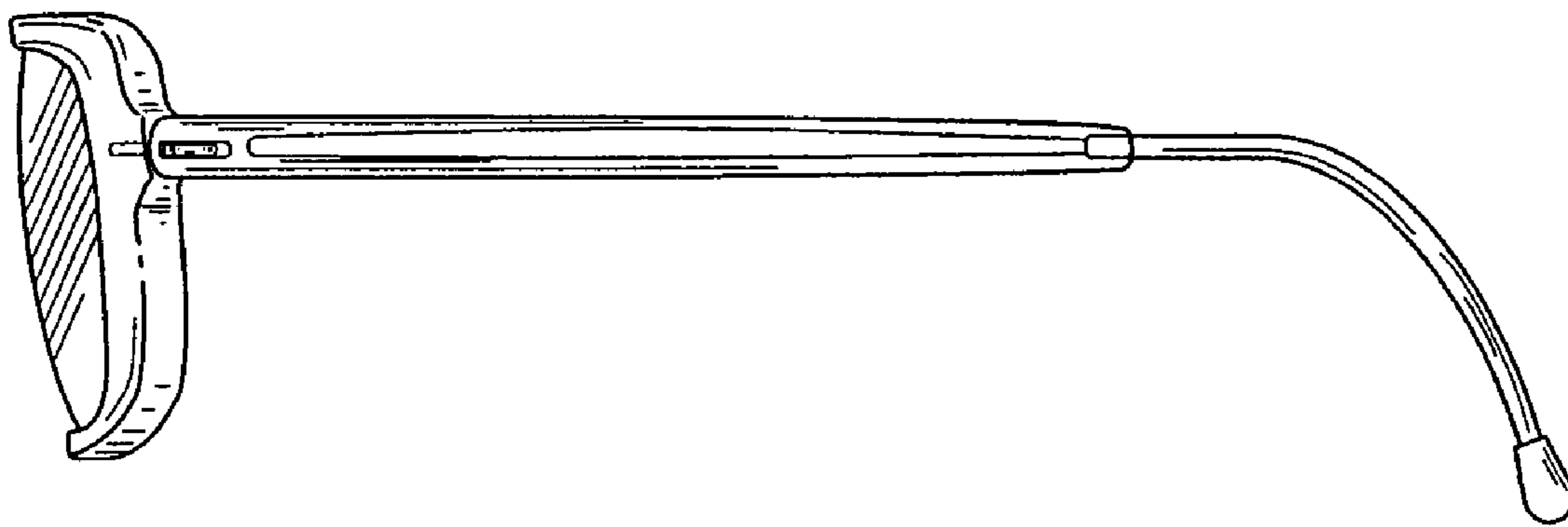
**FIG. 1**



**FIG. 2**



**FIG. 3**



**FIG. 4**




FIG. 5




FIG. 6