



US00D552131S

(12) **United States Design Patent**
Matsubara et al.

(10) **Patent No.:** **US D552,131 S**
(45) **Date of Patent:** **** Oct. 2, 2007**

(54) **HOOD AND PROTECTOR PORTION OF A BACKHOE**

(75) Inventors: **Yoshitaka Matsubara**, Osaka (JP);
Keiichi Hara, Sakai (JP); **Junta Kuwae**, Sakai (JP)

(73) Assignee: **Kubota Corporation**, Osaka (JP)

(**) Term: **14 Years**

(21) Appl. No.: **29/259,765**

(22) Filed: **May 15, 2006**

(30) **Foreign Application Priority Data**

Mar. 24, 2006 (JP) D2006-007413

(51) **LOC (8) Cl.** **15-03**

(52) **U.S. Cl.** **D15/33; D15/31**

(58) **Field of Classification Search** D15/10,
D15/22-26, 28, 33, 31, 30; 180/89.1, 311,
180/89.12, 900, 235; 37/433; 280/400;
296/190.01, 190.03, 204; 414/722-724,
414/694, 699, 680, 685, 687, 688

See application file for complete search history.

(56) **References Cited**

U.S. PATENT DOCUMENTS

D432,144 S * 10/2000 Kraft et al. D15/30
D433,689 S * 11/2000 Kraft et al. D15/30
D440,236 S * 4/2001 Kraft et al. D15/28
D473,571 S * 4/2003 Kuwae et al. D15/25
D474,481 S * 5/2003 Hara D15/25
D487,575 S * 3/2004 Wetzel et al. D15/33

D490,444 S * 5/2004 Kuwae D15/33
D506,211 S * 6/2005 Kuwae et al. D15/33
D510,366 S * 10/2005 Kuwae et al. D15/28
D528,568 S * 9/2006 Kuwae et al. D15/28
D529,933 S * 10/2006 Kuwae et al. D15/28
2005/0210717 A1* 9/2005 Ueda et al. 37/443

* cited by examiner

Primary Examiner—Stella Reid

Assistant Examiner—Mark Goodwin

(74) *Attorney, Agent, or Firm*—The Webb Law Firm

(57) **CLAIM**

The ornamental design of a hood and protector portion of a backhoe, as shown and described.

DESCRIPTION

FIG. 1 is a left side view of the hood and protector portion of a backhoe;

FIG. 2 is a right side view thereof;

FIG. 3 is a rear view thereof;

FIG. 4 is a top plan view thereof;

FIG. 5 is a perspective left rear view similar to FIG. 1; however the part of the photograph shown in a coarse dot pattern and outlined in dashed lines illustrates a portion of the backhoe that forms no part of the claimed design; and,

FIG. 6 is a perspective left front view similar to FIG. 1; however the part of the photograph shown in a coarse dot pattern and outlined in dashed lines illustrates a portion of the backhoe that forms no part of the claimed design.

1 Claim, 6 Drawing Sheets





Fig. 1




Fig. 2



Fig. 3




Fig. 4




Fig. 5

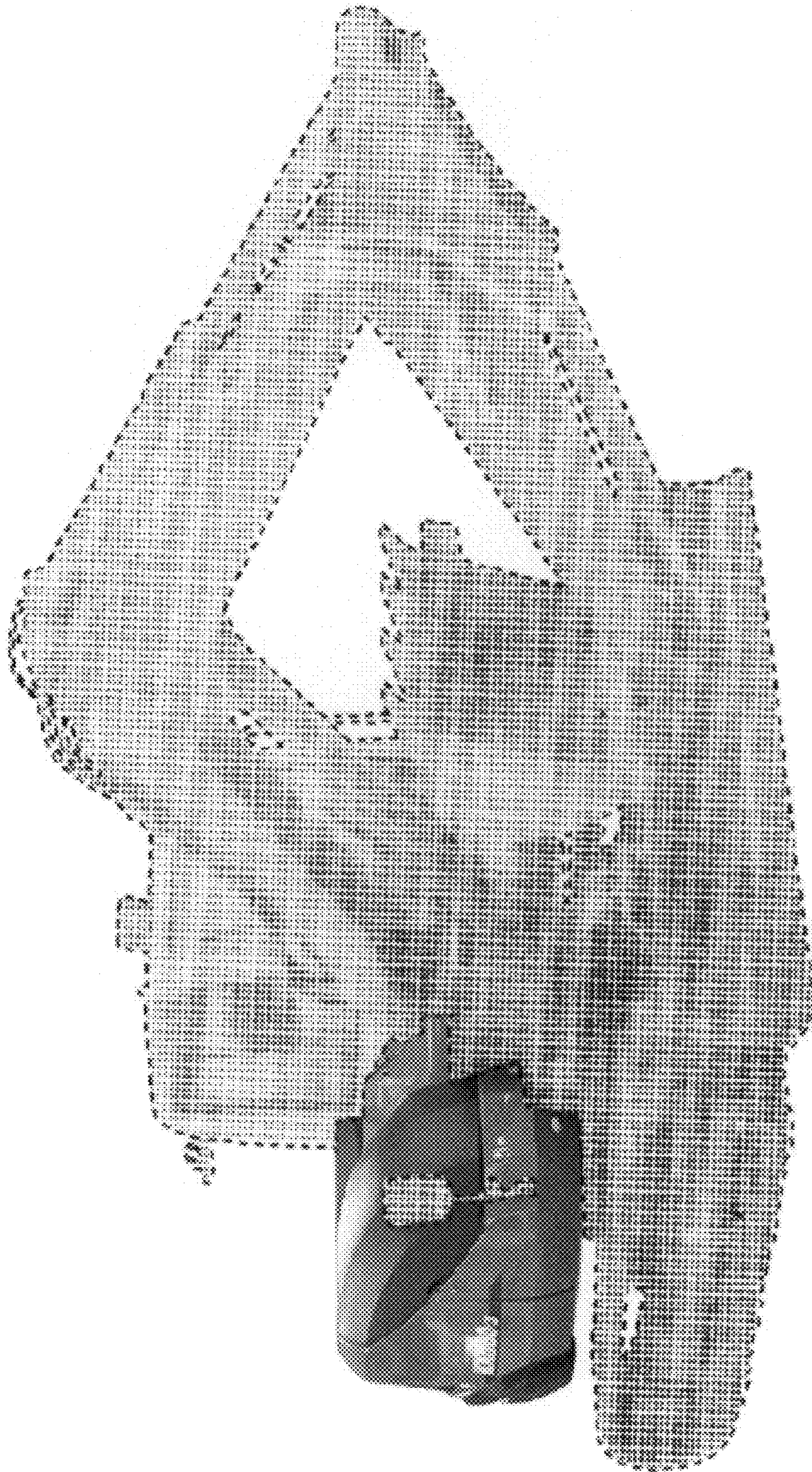


Fig. 6