



US00D552113S

(12) **United States Design Patent**  
**Pan**

(10) **Patent No.:** **US D552,113 S**

(45) **Date of Patent:** **\*\* Oct. 2, 2007**

(54) **COMPUTER FRONT BEZEL**

(75) Inventor: **Ning-Bo Pan**, Shenzhen (CN)

(73) Assignee: **Hon Hai Precision Industry Co., Ltd.**,  
Tu-Cheng, Taipei Hsien (TW)

(\*\*) Term: **14 Years**

(21) Appl. No.: **29/262,419**

(22) Filed: **Jun. 30, 2006**

(51) **LOC (8) Cl.** ..... **14-02**

(52) **U.S. Cl.** ..... **D14/445; D14/444**

(58) **Field of Classification Search** ..... D14/441-446;  
D13/162, 184, 199; 312/223.1-223.3; 361/680-686,  
361/690-696; 369/34.01, 36.01  
See application file for complete search history.

(56) **References Cited**

**U.S. PATENT DOCUMENTS**

5,169,218 A *	12/1992	Chu	.....	312/223.2
D431,825 S *	10/2000	Jean et al.	.....	D14/444
D439,254 S *	3/2001	Zhao	.....	D14/441
D512,429 S *	12/2005	Su et al.	.....	D14/444
D512,721 S *	12/2005	Yu et al.	.....	D14/444

\* cited by examiner

*Primary Examiner*—Freda S Nunn

(74) *Attorney, Agent, or Firm*—Wei Te Chung

(57) **CLAIM**

The ornamental design for a computer front bezel, as shown and described.

**DESCRIPTION**

FIG. 1 is a perspective view of the design for the computer front bezel wherein broken lines illustrate environmental features;

FIG. 2 is a front elevational view thereof;

FIG. 3 is a left side elevational view thereof;

FIG. 4 is a right side elevational view thereof;

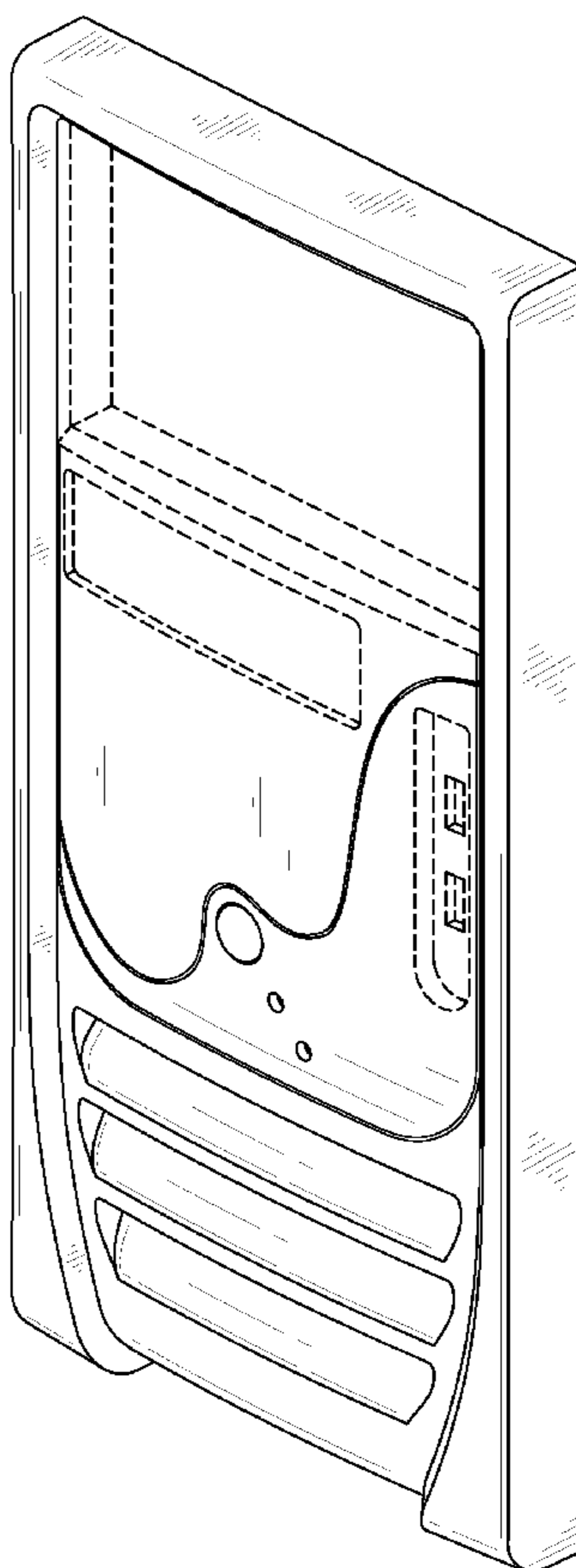
FIG. 5 is a top plan view thereof;

FIG. 6 is a bottom plan view thereof; and,

FIG. 7 is a perspective view thereof being mounted to a computer case which is shown in broken lines for illustrative purposes only and forms no part of the claimed design.

In these drawings the solid lines illustrate the claimed ornamental design whereas the broken lines illustrate environmental features that form no part of the claimed ornamental design.

**1 Claim, 7 Drawing Sheets**



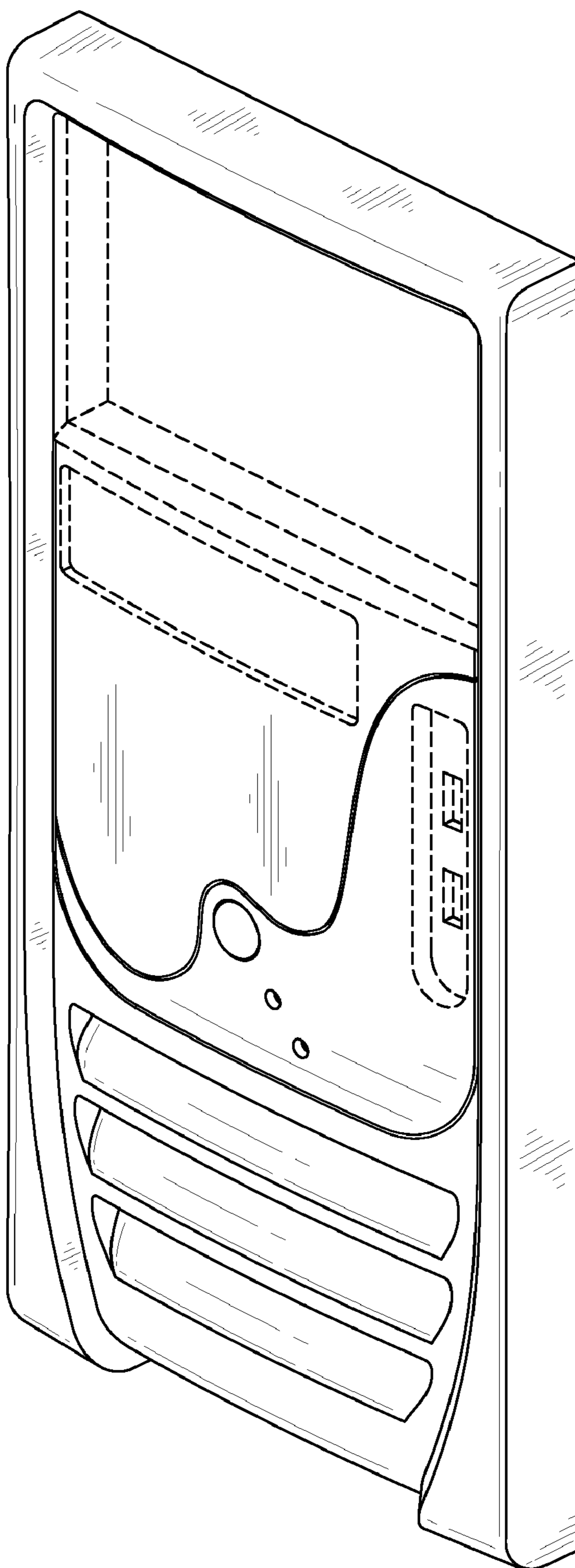


FIG. 1

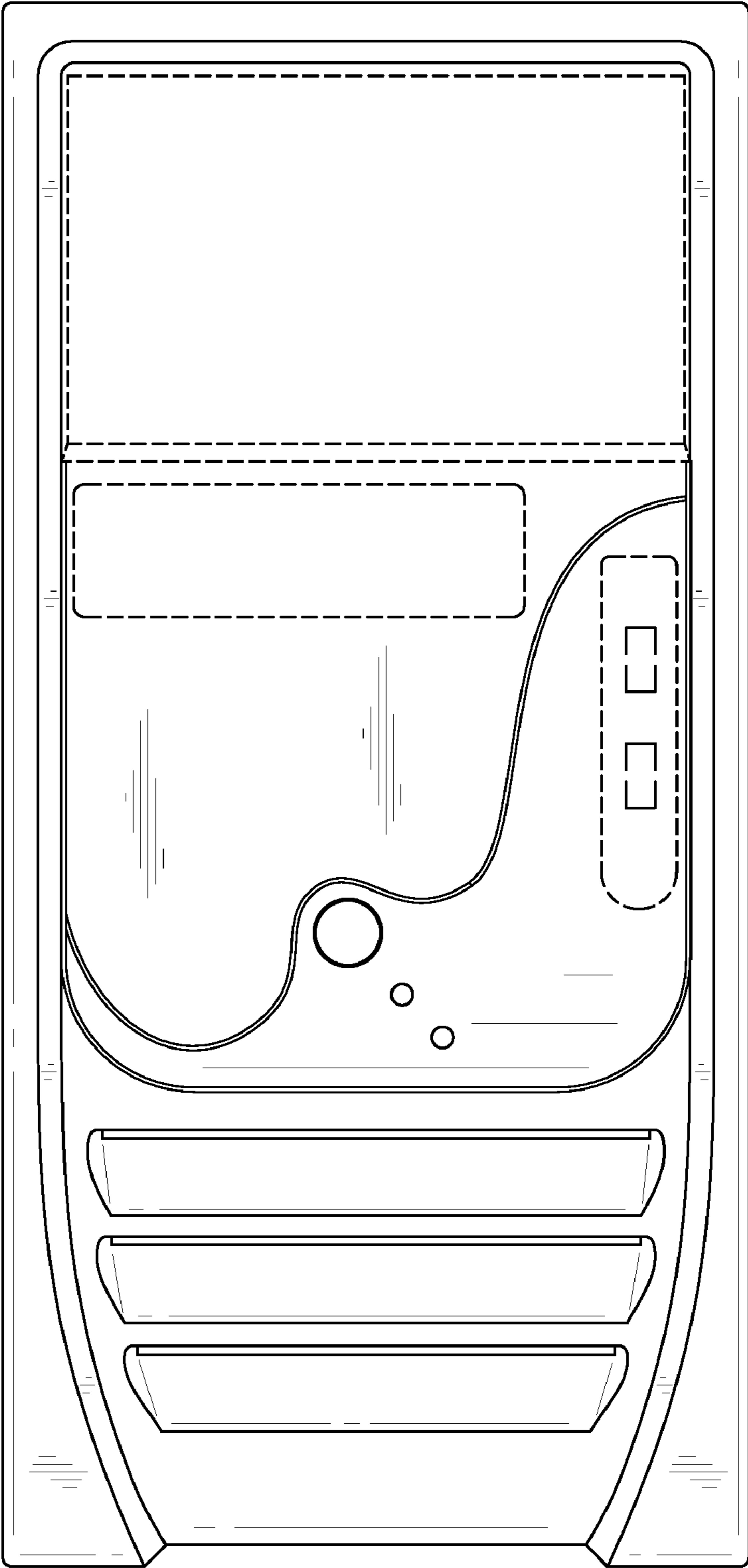


FIG. 2




FIG. 3




FIG. 4




FIG. 5

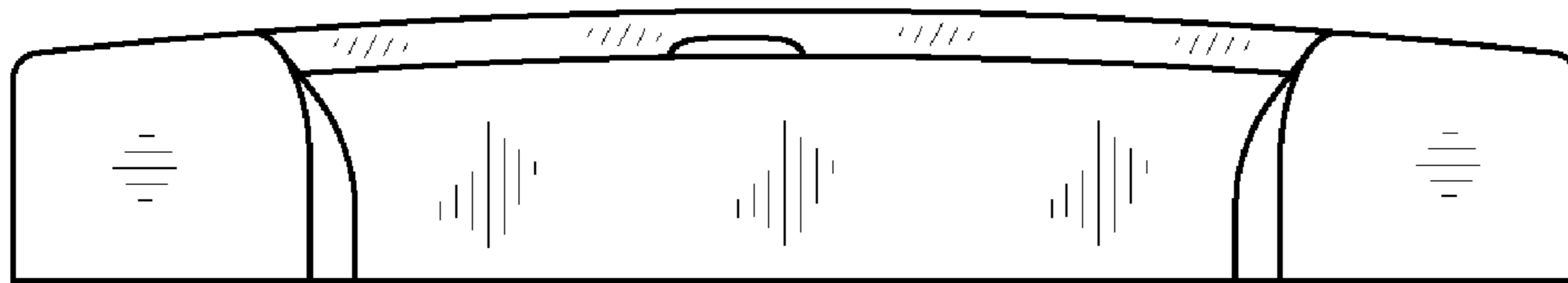


FIG. 6

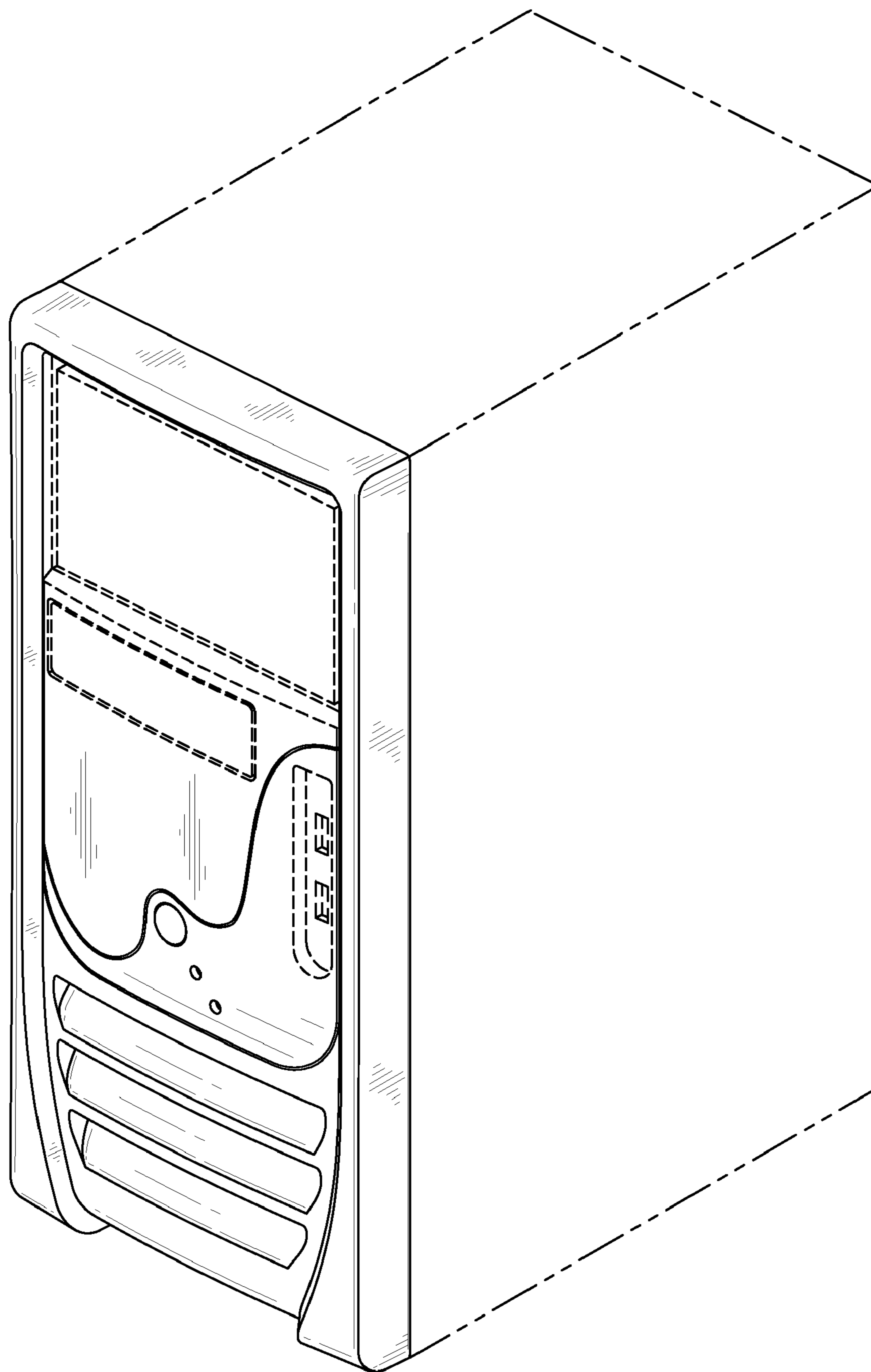


FIG. 7