



US00D552112S

(12) **United States Design Patent**
Zhou

(10) **Patent No.:** **US D552,112 S**

(45) **Date of Patent:** **** Oct. 2, 2007**

(54) **FRONT BEZEL FOR COMPUTER ENCLOSURE**

D439,254 S * 3/2001 Zhao D14/441

(75) Inventor: **Chang-Sheng Zhou**, Shenzhen (CN)

* cited by examiner

(73) Assignee: **Hon Hai Precision Industry Co., Ltd.**,
Tu-Cheng, Taipei Hsien (TW)

Primary Examiner—Freda S Nunn

(74) *Attorney, Agent, or Firm*—Wei Te Chung

(**) Term: **14 Years**

(57) **CLAIM**

(21) Appl. No.: **29/262,012**

The ornamental design for a front bezel for computer enclosure, as shown and described.

(22) Filed: **Jun. 23, 2006**

DESCRIPTION

(30) **Foreign Application Priority Data**

Apr. 14, 2006 (CN) 2006 3 0016087

FIG. 1 is a perspective view of a front bezel for computer enclosure showing our new design;

(51) **LOC (8) Cl.** **14-02**

FIG. 2 is a front elevational view thereof;

(52) **U.S. Cl.** **D14/444**

FIG. 3 is a left side elevational view thereof;

(58) **Field of Classification Search** D14/441-446;
D13/162, 184, 199; 312/223.1-223.3; 361/680-686,
361/690-696; 369/34.01, 36.01

FIG. 4 is a right side elevational view thereof;

See application file for complete search history.

FIG. 5 is a top plan view thereof;

FIG. 6 is a bottom plan view thereof; and,

(56) **References Cited**

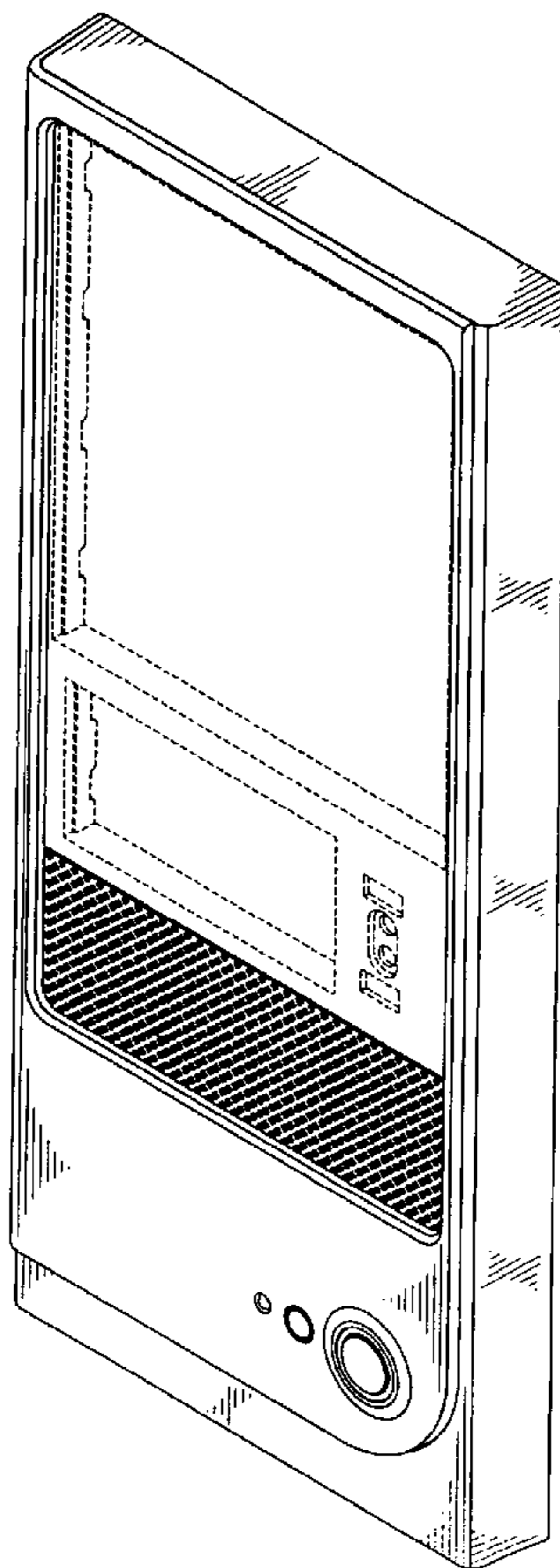
FIG. 7 is a perspective view thereof being mounted to a computer enclosure.

U.S. PATENT DOCUMENTS

Broken lines are for illustrative purposes only and form no part of the claimed design.

5,169,218 A * 12/1992 Chu 312/223.2
D431,825 S * 10/2000 Jean et al. D14/444

1 Claim, 5 Drawing Sheets



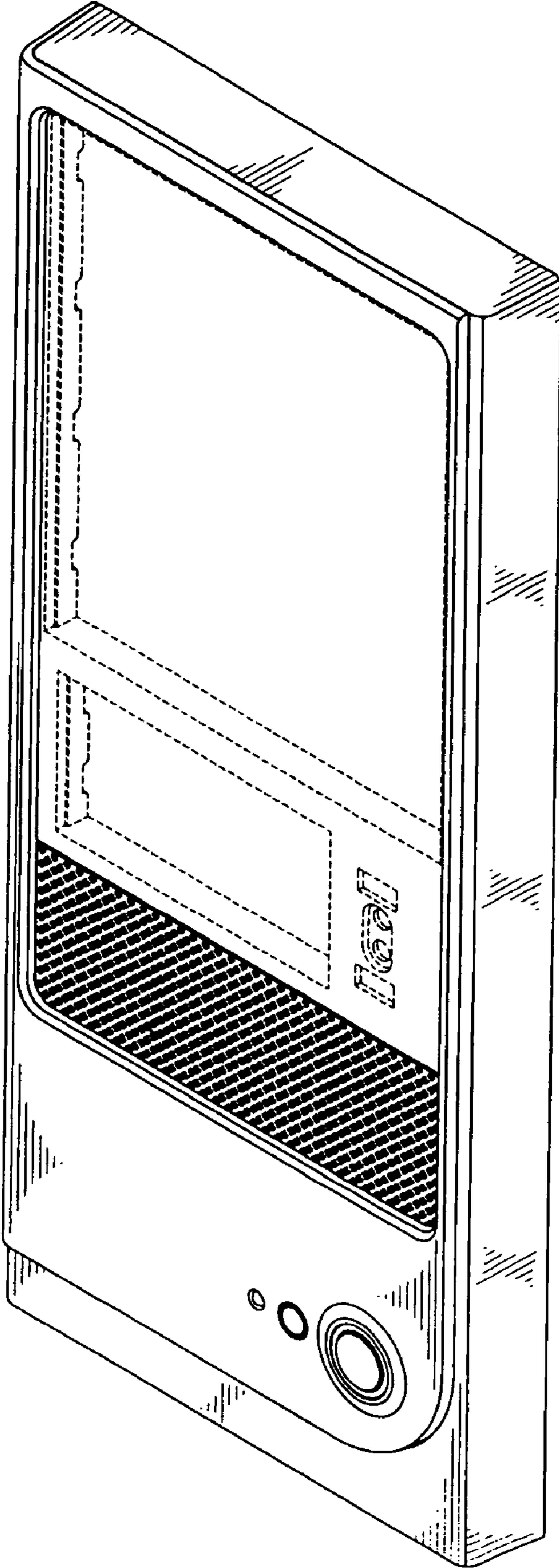


FIG. 1

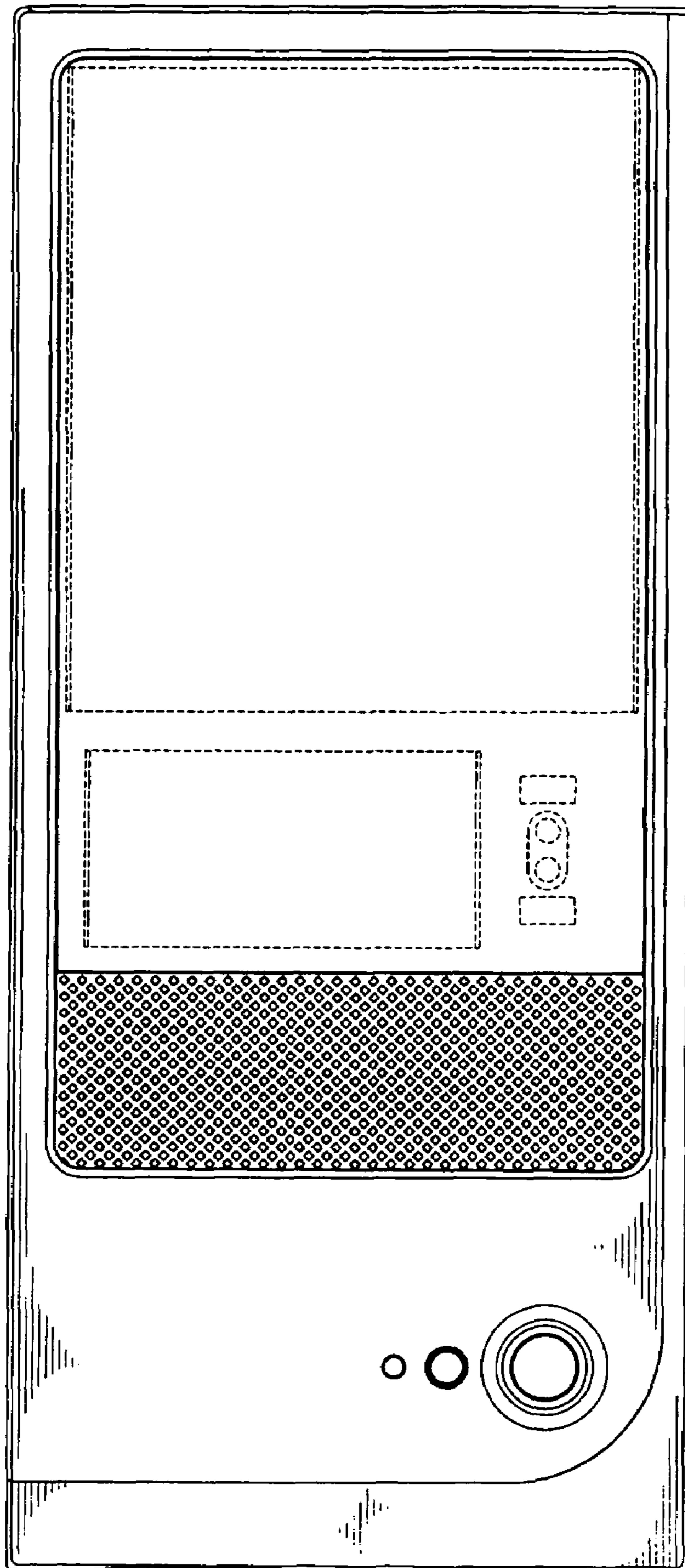


FIG. 2




FIG. 3




FIG. 4

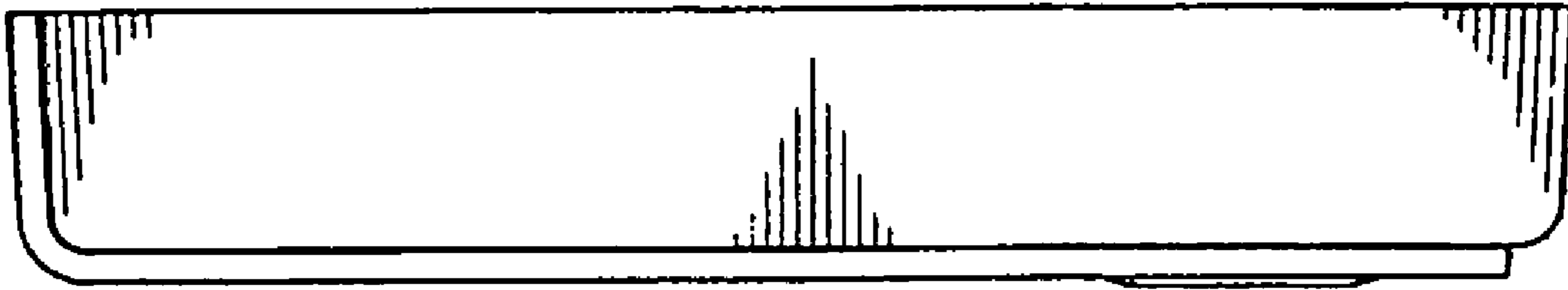


FIG. 5



FIG. 6

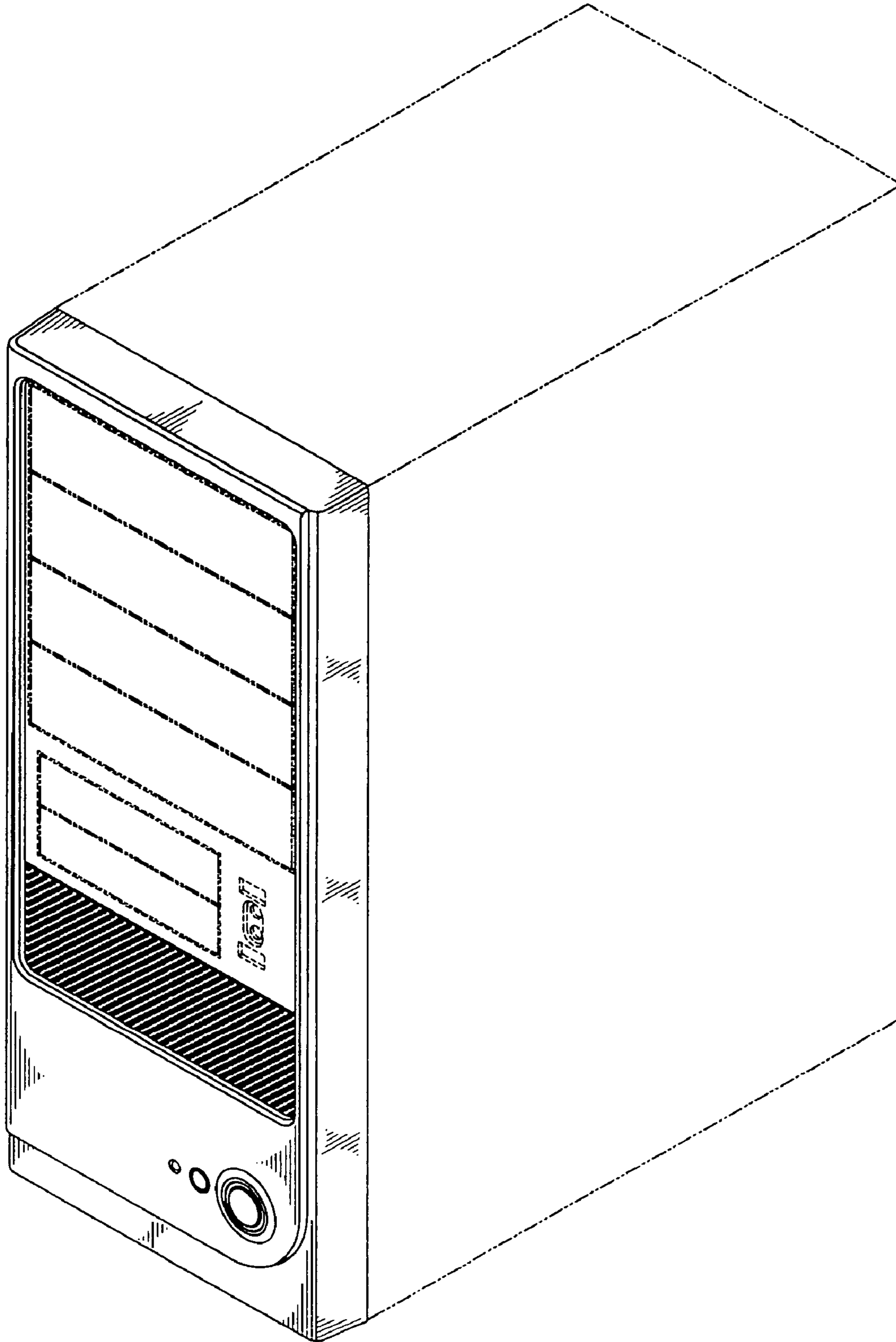


FIG. 7