



US00D552111S

(12) **United States Design Patent**  
**Huang et al.**

(10) **Patent No.:** **US D552,111 S**

(45) **Date of Patent:** **\*\* Oct. 2, 2007**

(54) **FRONT BEZEL FOR COMPUTER ENCLOSURE**  
(75) Inventors: **Xia Huang**, Shenzhen (CN); **Chun-Chi Liang**, Tu-Cheng (TW); **Jiing-Renn Yu**, Tu-cheng (TW); **Yu Wang**, Shenzhen (CN)

(73) Assignee: **Hon Hai Precision Industry Co., Ltd.**, Tu-Cheng, Taipei Hsien (TW)

(\*\*) Term: **14 Years**

(21) Appl. No.: **29/261,940**

(22) Filed: **Jun. 21, 2006**

(30) **Foreign Application Priority Data**  
Mar. 23, 2006 (CN) ..... 2006 3 0056411

(51) **LOC (8) Cl.** ..... **14-02**

(52) **U.S. Cl.** ..... **D14/444**

(58) **Field of Classification Search** ..... D14/441-446,  
D14/308; D13/162, 184, 199; 312/223.2;  
361/680-686, 690-696; 369/14, 34.01, 36.01  
See application file for complete search history.

(56) **References Cited**

**U.S. PATENT DOCUMENTS**

D370,902 S \* 6/1996 Reiter ..... D14/444  
D433,026 S \* 10/2000 Liu et al. .... D14/441

D487,091 S \* 2/2004 Chien et al. .... D14/444  
D491,566 S \* 6/2004 Xu et al. .... D14/444  
D500,501 S \* 1/2005 Davis ..... D14/441  
D512,429 S \* 12/2005 Su et al. .... D14/444  
D523,437 S \* 6/2006 Chen et al. .... D14/444

\* cited by examiner

*Primary Examiner*—Freda S Nunn  
(74) *Attorney, Agent, or Firm*—Wei Te Chung

(57) **CLAIM**

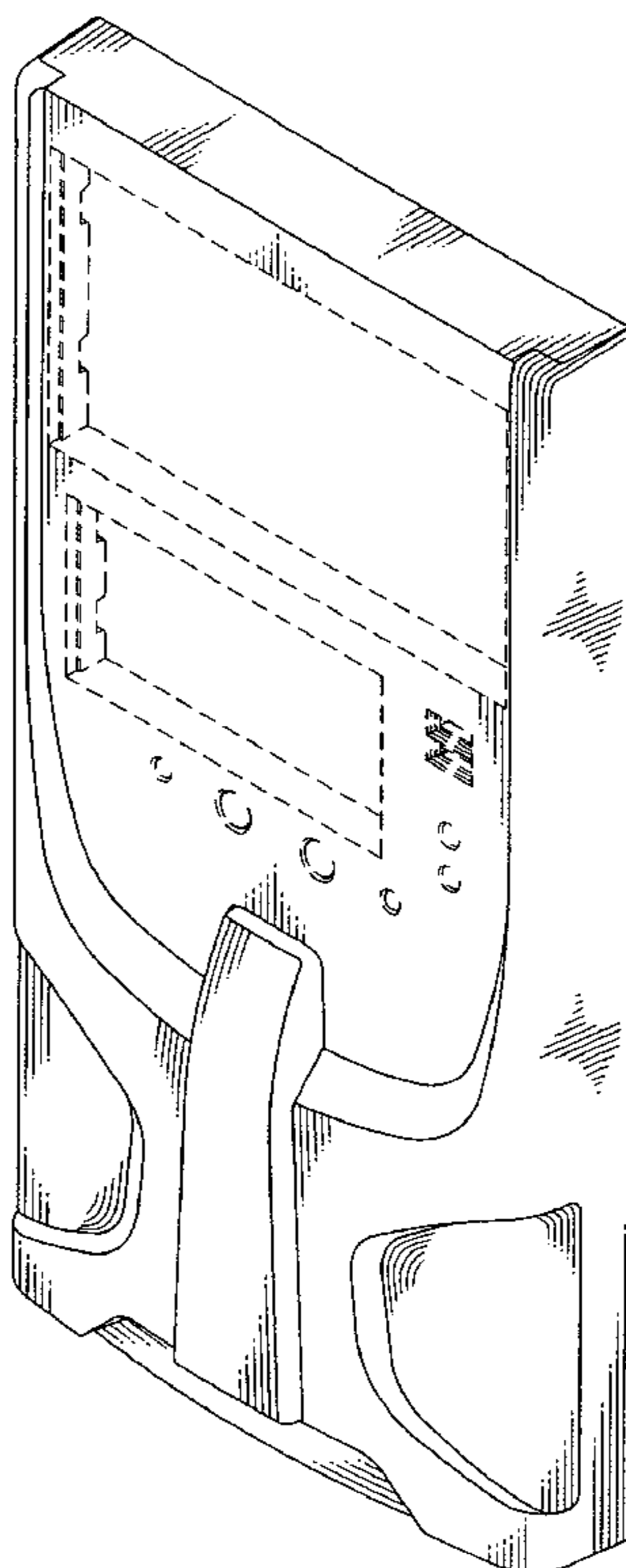
The ornamental design for a front bezel for computer enclosure, as shown and described.

**DESCRIPTION**

FIG. 1 is a perspective view of a front bezel for computer enclosure showing our new design;  
FIG. 2 is a front elevational view thereof;  
FIG. 3 is a left side elevational view thereof;  
FIG. 4 is a right side elevational view thereof;  
FIG. 5 is a top plan view thereof;  
FIG. 6 is a bottom plan view thereof; and,  
FIG. 7 is a perspective view thereof being mounted to a computer enclosure.

Broken lines are for illustrative purposes only and form no part of the claimed design.

**1 Claim, 5 Drawing Sheets**



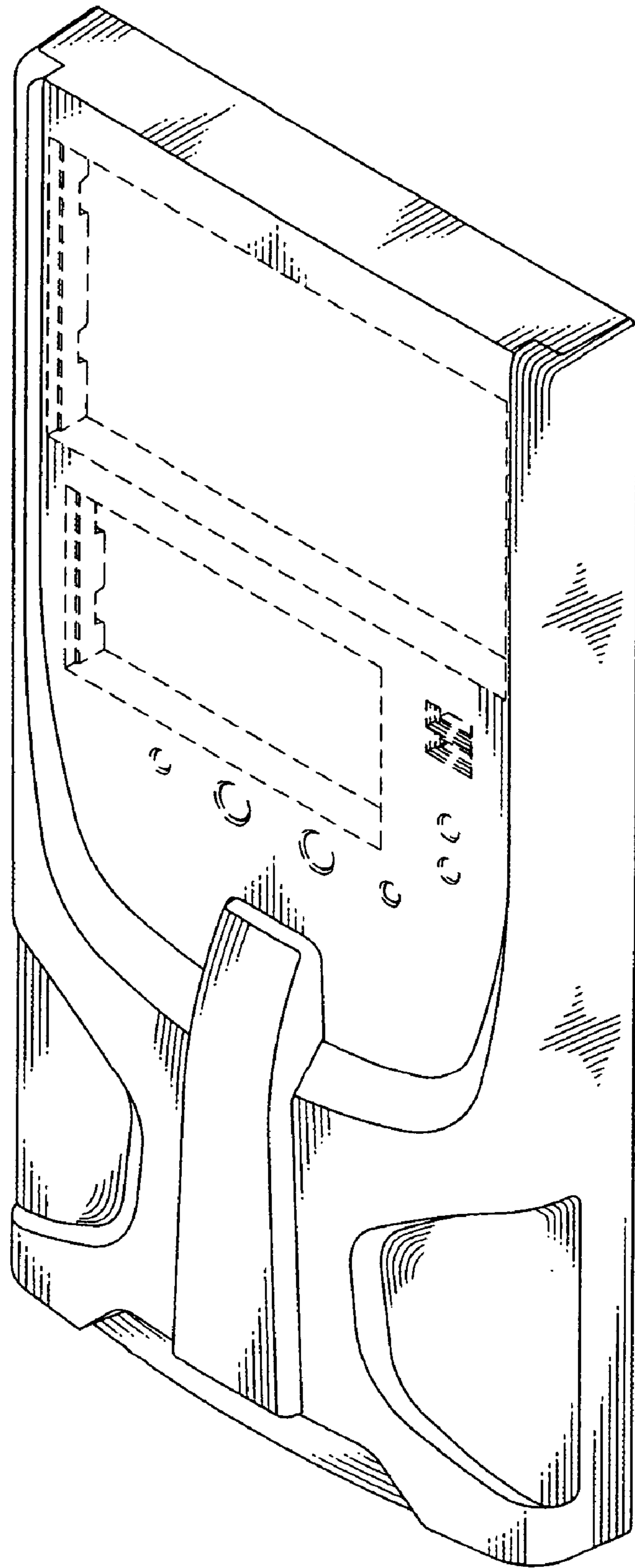


FIG. 1

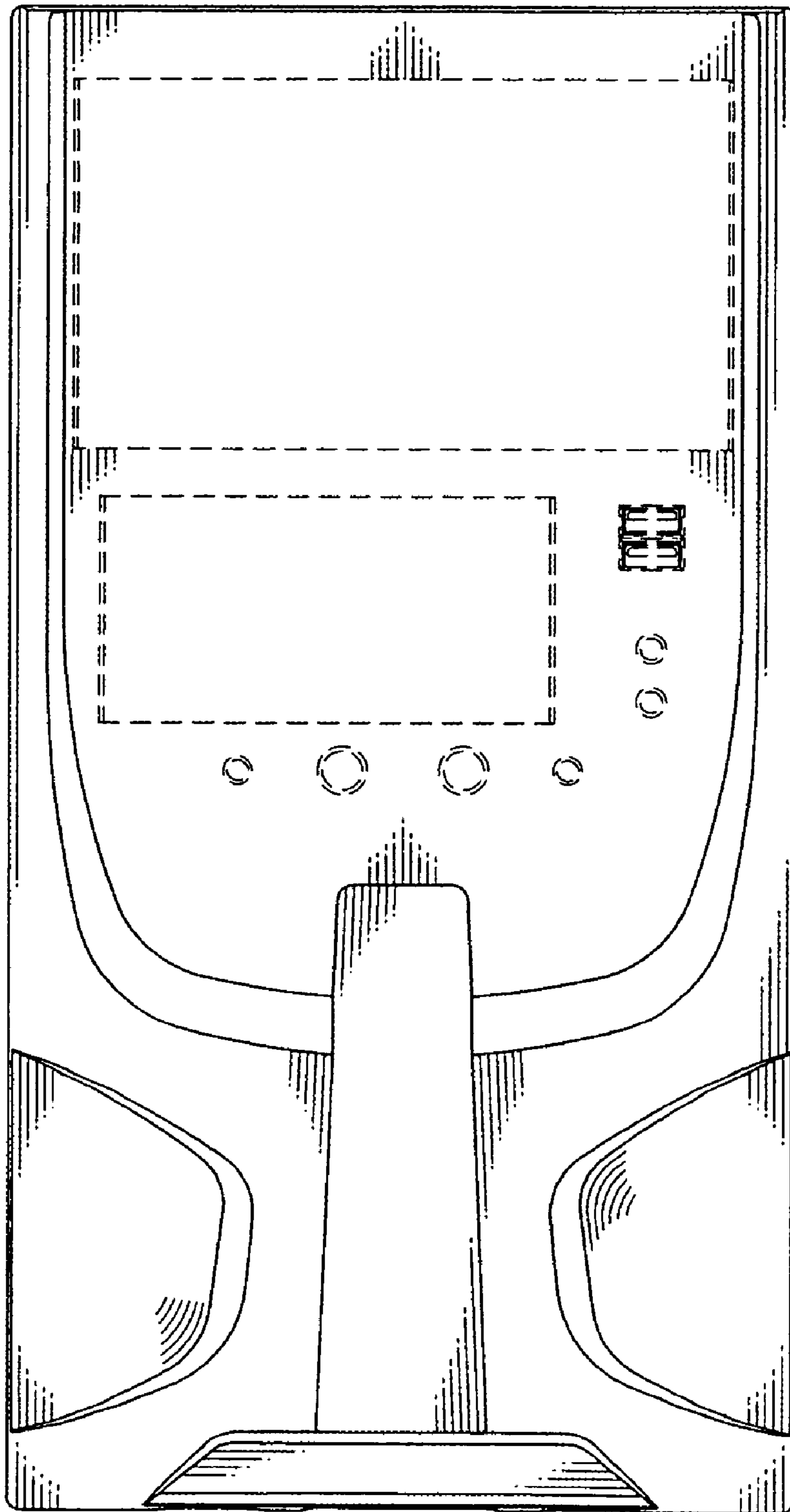


FIG. 2




FIG. 3

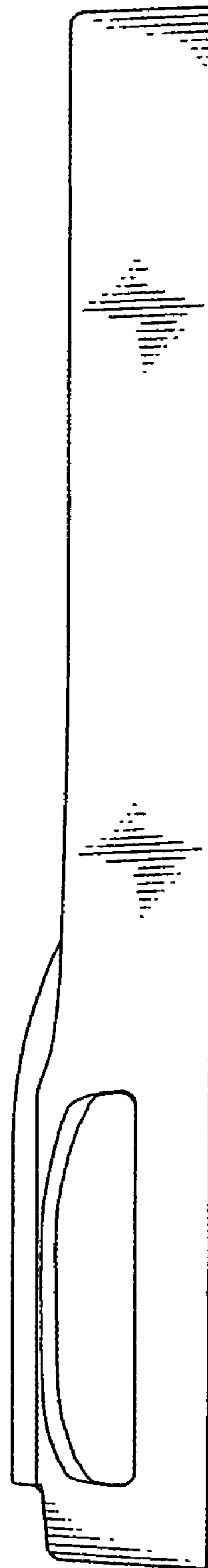


FIG. 4

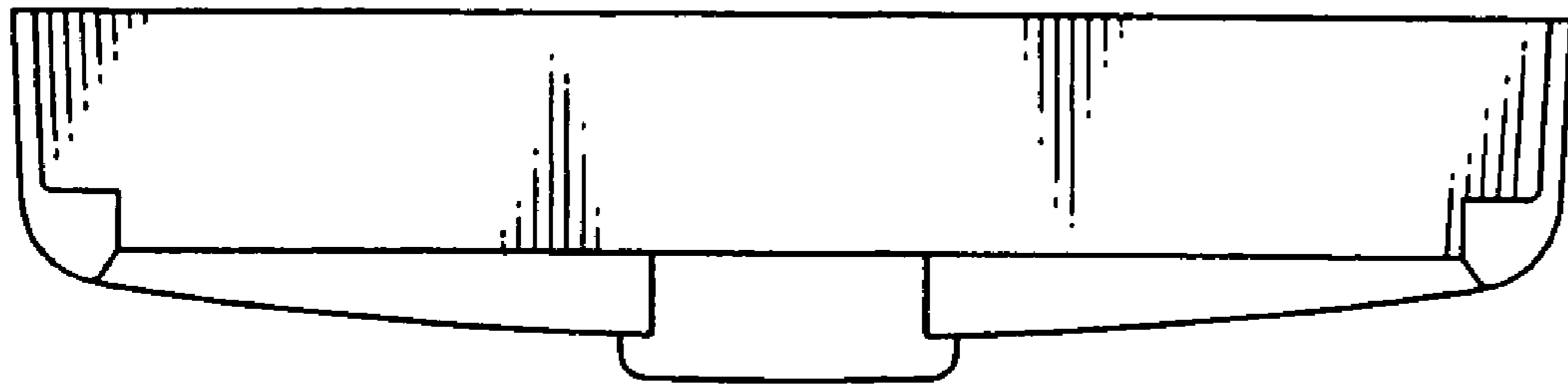


FIG. 5




FIG. 6

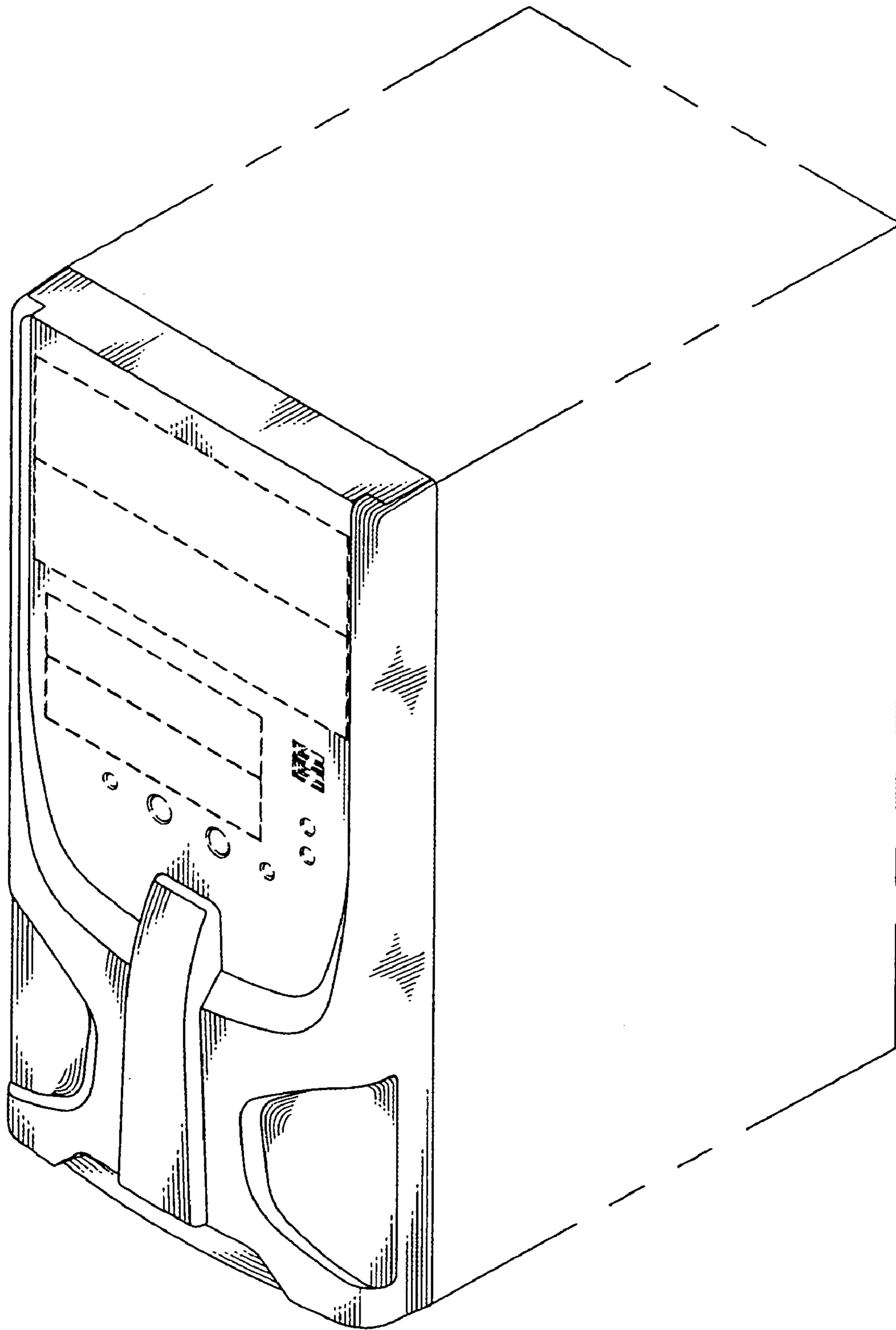


FIG. 7