



US00D552093S

(12) **United States Design Patent**
Sheehan et al.

(10) **Patent No.:** **US D552,093 S**

(45) **Date of Patent:** **** Oct. 2, 2007**

(54) **COMPUTER MOUSE**

(75) Inventors: **Peter Sheehan**, New Castle County
Wicklow (IE); **Eugene Canavan**, Bray
County Wicklow (IE); **Sophie LeGuen**,
Mountain View, CA (US); **Charles**
Seiber, Belmont, CA (US)

(73) Assignee: **Logitech Europe S.A.** (CH)

(**) Term: **14 Years**

(21) Appl. No.: **29/261,783**

(22) Filed: **Jun. 19, 2006**

(51) **LOC (8) Cl.** **14-02**

(52) **U.S. Cl.** **D14/402**

(58) **Field of Classification Search** D14/402-410,
D14/417; 200/5 A, 5 R, 6 A, 6 R; 273/148 B;
74/471 XY; 345/156-167; 463/36-38
See application file for complete search history.

(56) **References Cited**

U.S. PATENT DOCUMENTS

D302,426 S	7/1989	Bradley et al.
D328,597 S	8/1992	Clouss
D336,900 S	6/1993	Pfeifer
D337,321 S	7/1993	Koh et al.
D343,392 S	1/1994	Harden et al.
D348,057 S	6/1994	Bradley
D349,280 S	8/1994	Kaneko
D355,901 S	2/1995	Bradley
D356,558 S	3/1995	Montgomery et al.
D362,431 S	9/1995	Kaneko et al.
D372,908 S	8/1996	Aeschbacher et al.
D375,729 S	11/1996	Aeschbacher et al.
D378,086 S	2/1997	Sheehan et al.
D382,550 S	8/1997	Kaneko et al.

D385,542 S	10/1997	Kaneko et al.
D405,072 S	* 2/1999	Tso D14/409
D411,189 S	* 6/1999	Liao et al. D14/409
D411,190 S	6/1999	McMahon et al.
D411,837 S	7/1999	Sheehan
D412,898 S	8/1999	Adams et al.
D413,114 S	8/1999	Sheehan
D413,322 S	8/1999	Sheehan et al.
D421,434 S	3/2000	Sheehan et al.
D423,488 S	4/2000	O'Keeffe et al.
D430,879 S	9/2000	Chiang et al.
D430,881 S	9/2000	Bidiville et al.

(Continued)

Primary Examiner—Pamela J. Burgess

(74) *Attorney, Agent, or Firm*—Townsend and Townsend
and Crew LLP

(57) **CLAIM**

The ornamental design for computer mouse, as shown and
described.

DESCRIPTION

FIG. 1 is a perspective view of a computer mouse showing
our new design;

FIG. 2 is a top plan view thereof;

FIG. 3 is a bottom plan view thereof;

FIG. 4 is a front elevational view thereof;

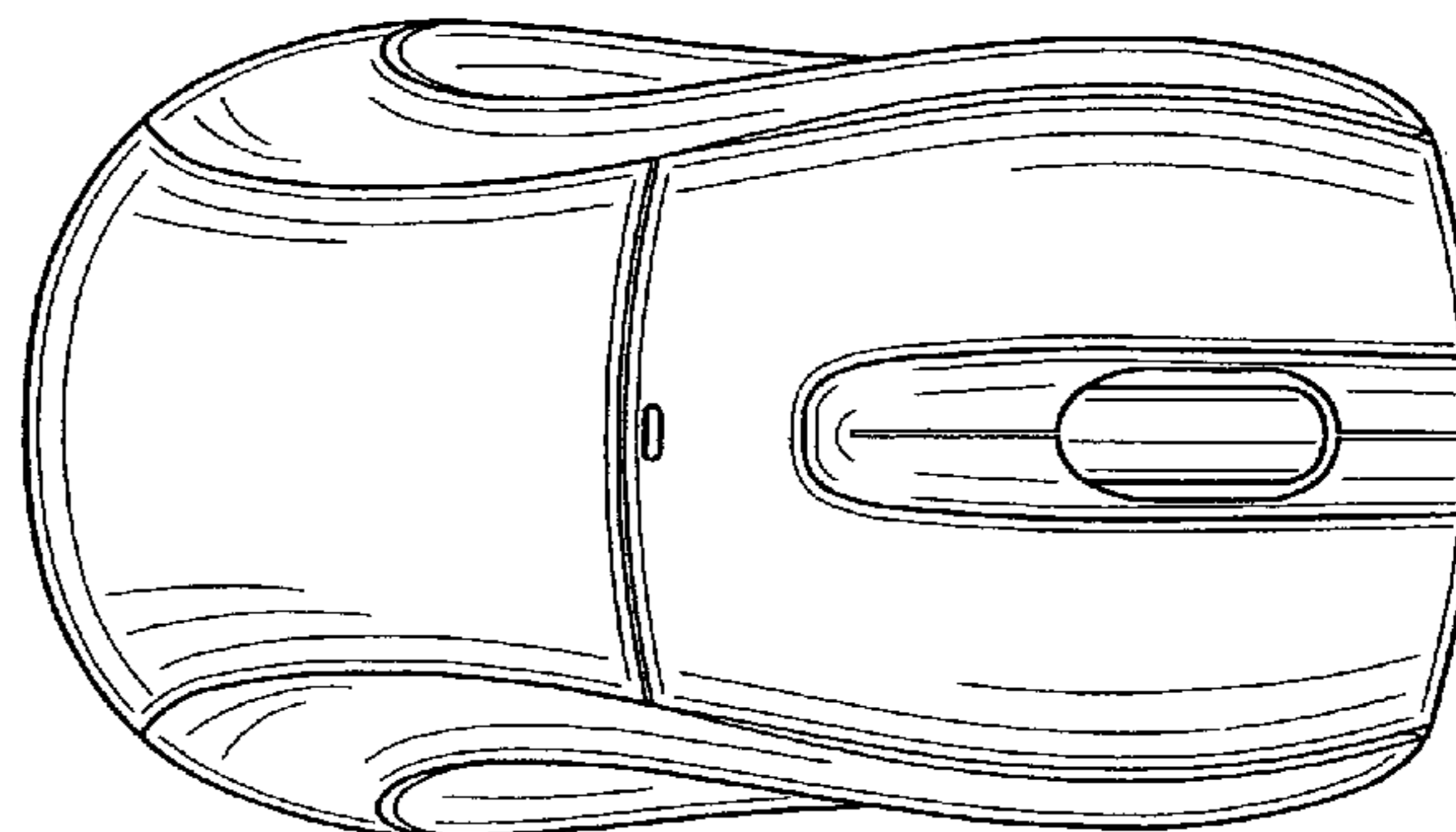
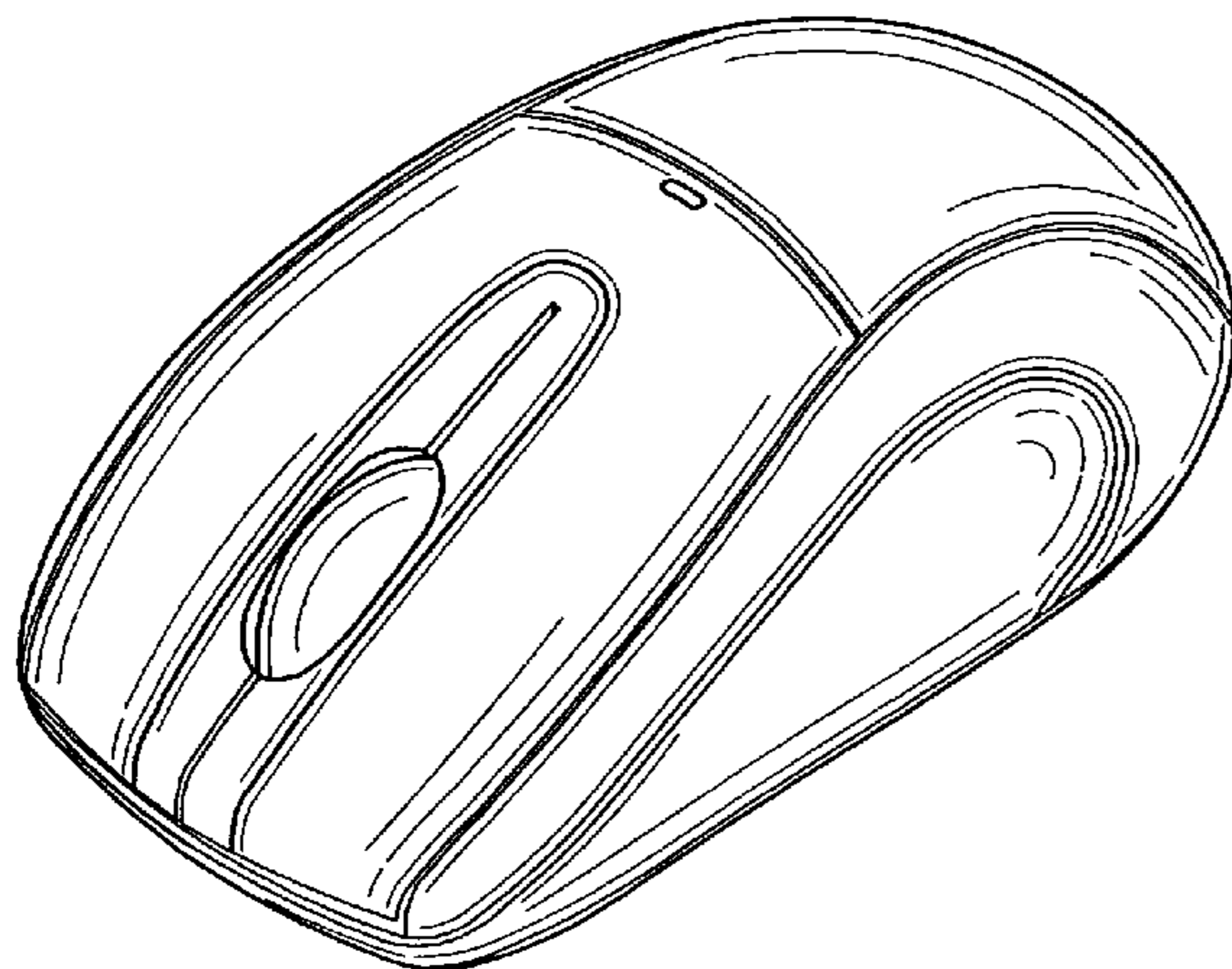
FIG. 5 is a rear elevational view thereof;

FIG. 6 is a left elevational view thereof; and,

FIG. 7 is a right elevational view thereof.

Phantom lining, where utilized, is for illustrative purposes
only, and is not intended to limit the claimed component
design to the features shown in phantom.

1 Claim, 4 Drawing Sheets



US D552,093 S

Page 2

U.S. PATENT DOCUMENTS

D431,567 S	*	10/2000	You	D14/408	D467,925 S	*	12/2002	Hu et al.	D14/408
D435,847 S		1/2001	Sheehan et al.			D470,495 S		2/2003	Sheehan et al.		
D435,848 S		1/2001	Sheehan et al.			D471,556 S		3/2003	O'Keeffe et al.		
D436,961 S		1/2001	Ledbetter et al.			D473,232 S		4/2003	Fisher		
D437,599 S		2/2001	Kaneko et al.			D473,870 S		4/2003	Fisher		
D437,852 S		2/2001	Ledbetter et al.			D474,769 S	*	5/2003	Fisher et al.	D14/408
D437,853 S		2/2001	Ledbetter et al.			D475,347 S		6/2003	Sheehan et al.		
D438,209 S		2/2001	Ledbetter et al.			D479,528 S		9/2003	Sheehan et al.		
D439,252 S		3/2001	Ledbetter et al.			D479,529 S		9/2003	Sheehan et al.		
D439,253 S		3/2001	Sheehan et al.			D481,391 S	*	10/2003	Lee et al.	D14/408
D439,905 S		4/2001	Jones et al.			D485,272 S		1/2004	Fisher		
D440,224 S		4/2001	Jones et al.			D487,895 S		3/2004	Fisher et al.		
D440,972 S		4/2001	Chiang et al.			D488,157 S		4/2004	Fisher		
D441,749 S		5/2001	Swan et al.			D488,474 S		4/2004	Fisher et al.		
D442,592 S		5/2001	Ledbetter et al.			D489,723 S		5/2004	Fisher et al.		
D443,274 S		6/2001	Loughnane et al.			D489,724 S		5/2004	Fisher		
D443,275 S		6/2001	Loughnane et al.			D490,432 S	*	5/2004	Huang	D14/408
D443,616 S		6/2001	Fisher et al.			D491,948 S		6/2004	Fisher		
D449,301 S		10/2001	Stephens et al.			D491,949 S	*	6/2004	Su et al.	D14/408
D450,321 S		11/2001	Fisher et al.			D493,173 S		7/2004	Canavan et al.		
D450,697 S		11/2001	Fisher et al.			D503,715 S		4/2005	Sheehan et al.		
D450,698 S		11/2001	Fisher et al.			D504,133 S		4/2005	Canavan et al.		
D450,699 S		11/2001	Fisher et al.			D505,677 S		5/2005	Sheehan et al.		
D450,700 S		11/2001	Fisher et al.			D505,678 S		5/2005	Sheehan et al.		
D451,098 S		11/2001	Fisher et al.			D505,679 S		5/2005	Klarke et al.		
D460,071 S		7/2002	Sheehan et al.			D506,198 S		6/2005	Sheehan et al.		
D460,072 S		7/2002	Sheehan			6,967,643 B2	*	11/2005	Tichy et al.	345/157
D460,969 S		7/2002	Sheehan			D519,119 S		4/2006	Canavan et al.		
D464,350 S		10/2002	Kerestegian et al.			D519,508 S		4/2006	Canavan et al.		
D464,352 S	*	10/2002	Kerestegian	D14/408	D521,517 S		5/2006	Canavan et al.		
D464,651 S		10/2002	Kerestegian			D523,013 S		6/2006	Twohig et al.		

* cited by examiner

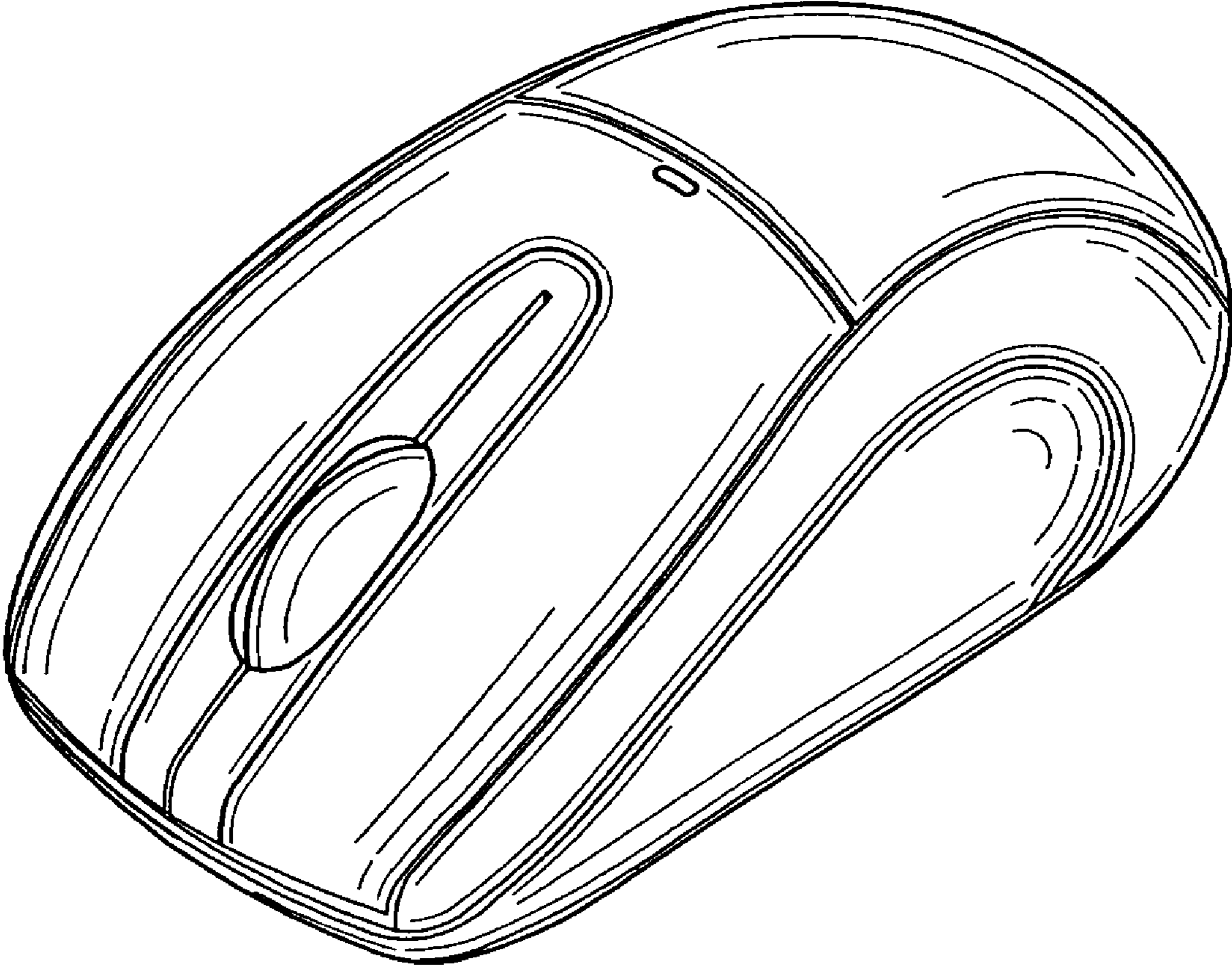


FIG. 1

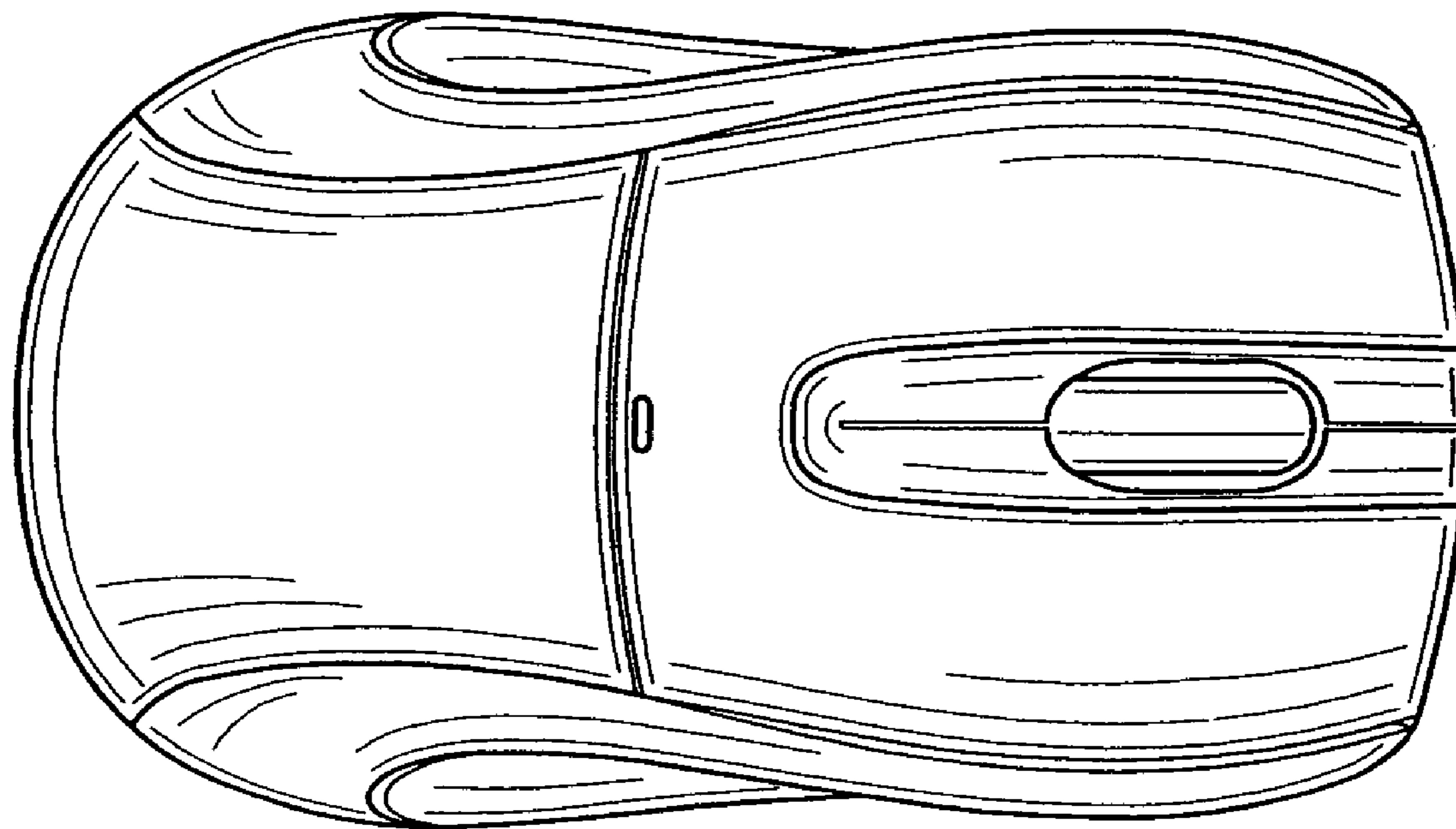


FIG. 2

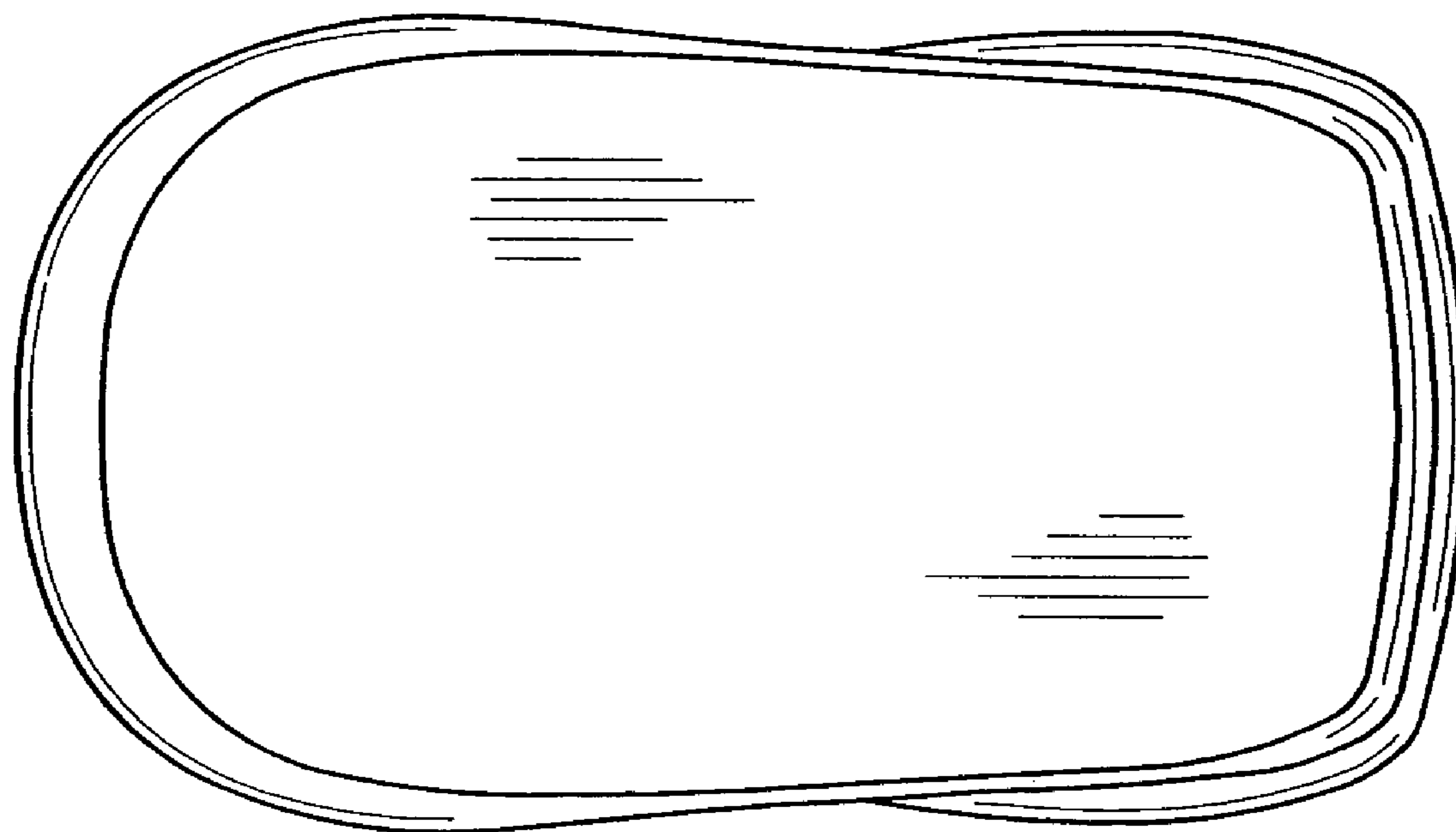


FIG. 3




FIG. 4




FIG. 5

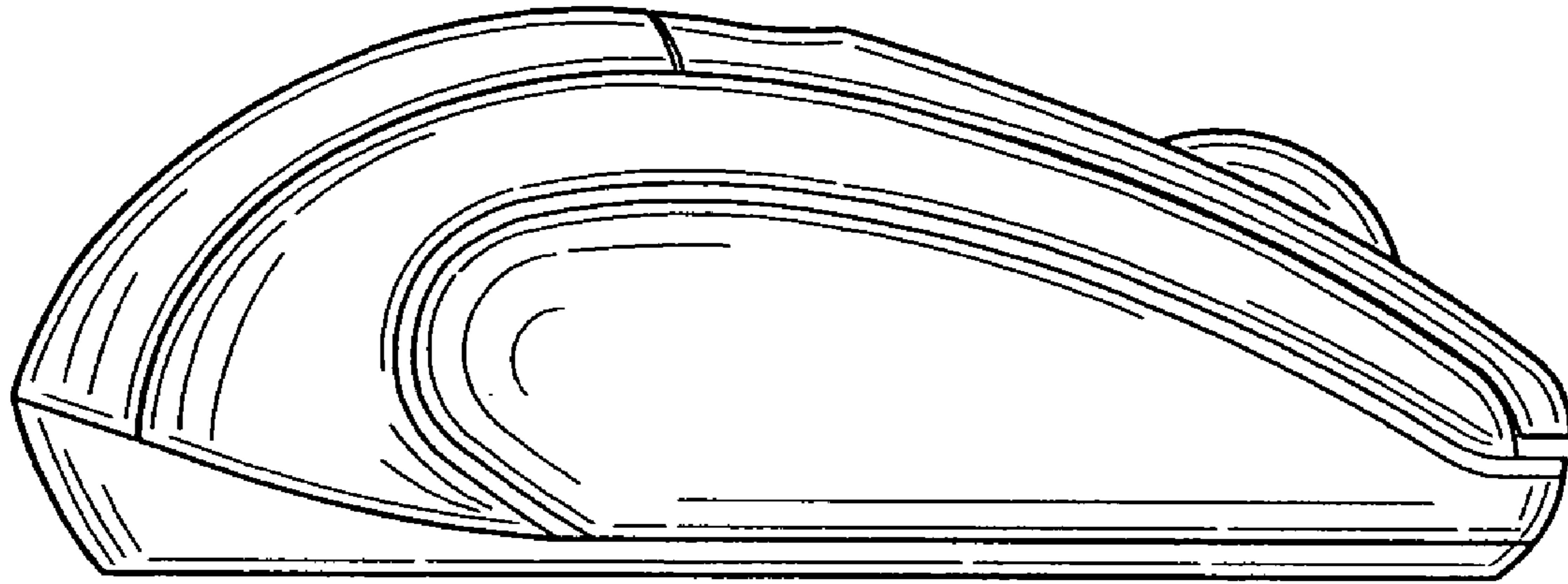


FIG. 6

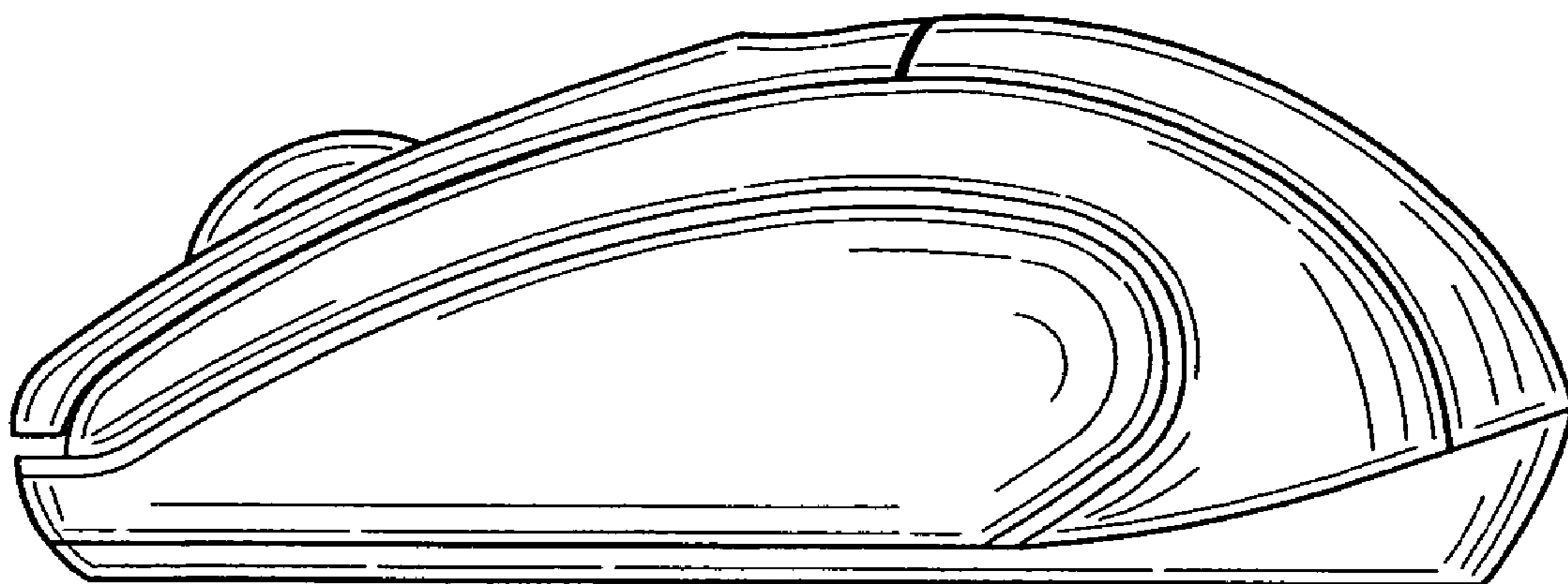


FIG. 7