



US00D552068S

(12) **United States Design Patent**  
**Kim et al.**

(10) **Patent No.:** **US D552,068 S**  
(45) **Date of Patent:** **\*\* Oct. 2, 2007**

(54) **PORTABLE PHONE**

(75) Inventors: **Hyun-Seop Kim**, Gunpo-si (KR);  
**Chang-Hwan Hwang**, Goyang-si (KR)

(73) Assignee: **Samsung Electronics Co., Ltd.**,  
Suwon-Si (KR)

(\*\*) Term: **14 Years**

(21) Appl. No.: **29/255,055**

(22) Filed: **Mar. 6, 2006**

(30) **Foreign Application Priority Data**

Sep. 8, 2005 (KR) ..... 30-2005-0030561

(51) **LOC (8) Cl.** ..... **14-03**

(52) **U.S. Cl.** ..... **D14/138**

(58) **Field of Classification Search** ..... D14/137-138,  
D14/147-148, 156, 218, 247-248, 341-347,  
D14/496; D16/208; D21/329, 331, 333,  
D21/517; 348/14.01-14.02; 361/814; 379/  
433.01-433.13; 455/556.1-556.2, 575.1,  
455/575.3, 575.4, 566, 90.3

See application file for complete search history.

(56) **References Cited**

**U.S. PATENT DOCUMENTS**

- D454,349 S \* 3/2002 Makidera et al. .... D14/343
- D460,493 S \* 7/2002 Griffin et al. .... D21/329
- D461,803 S \* 8/2002 Griffin et al. .... D14/346
- 6,489,950 B1 \* 12/2002 Griffin et al. .... 345/168
- D496,933 S \* 10/2004 Wu ..... D14/346
- D497,907 S \* 11/2004 Griffin ..... D14/346
- D502,159 S \* 2/2005 Chan et al. .... D14/138
- D507,268 S \* 7/2005 Schlieffers et al. .... D14/346

- D522,486 S \* 6/2006 Corley et al. .... D14/138
- D529,024 S \* 9/2006 Daw et al. .... D14/346
- 2005/0272484 A1 \* 12/2005 Griffin ..... 455/575.1

**FOREIGN PATENT DOCUMENTS**

WO DM/067686 \* 3/2006

**OTHER PUBLICATIONS**

“Samsung i600”, 2 pp including photos, [online], <URL:http://www.gsmarena.com/samsung\_i600-1807.php>, retrieved Feb. 1, 2007.\*

“Samsung SGH-i320”, 3 pp including photo, [online], <URL:http://www.mobiletechnews.com/info/2006/07/05/105941.html>, posted Jul. 5, 2006, retrieved Feb. 2, 2007.\*

\* cited by examiner

*Primary Examiner*—Ian Simmons

*Assistant Examiner*—Carla Jobe Wright

(74) *Attorney, Agent, or Firm*—Staas & Halsey LLP

(57) **CLAIM**

The ornamental design for a portable telephone, as shown and described.

**DESCRIPTION**

FIG. 1 is a perspective view of the portable telephone showing our design;

FIG. 2 is a front view thereof;

FIG. 3 is a rear view thereof;

FIG. 4 is a left side view thereof;

FIG. 5 is a right side view thereof;

FIG. 6 is a top plan view thereof; and,

FIG. 7 is a bottom plan view thereof.

**1 Claim, 5 Drawing Sheets**




FIG. 1



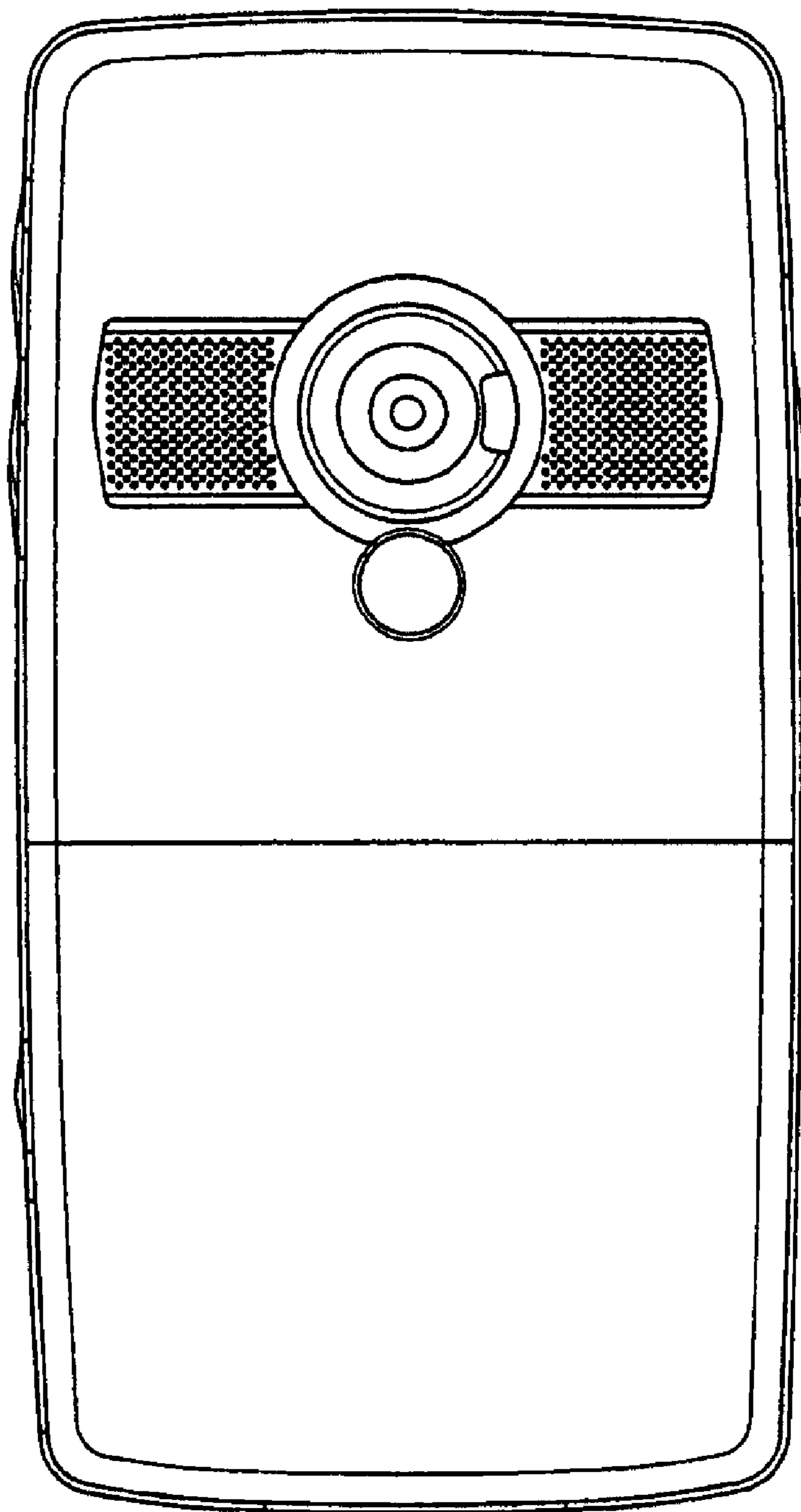


FIG. 2





**FIGURE 3**

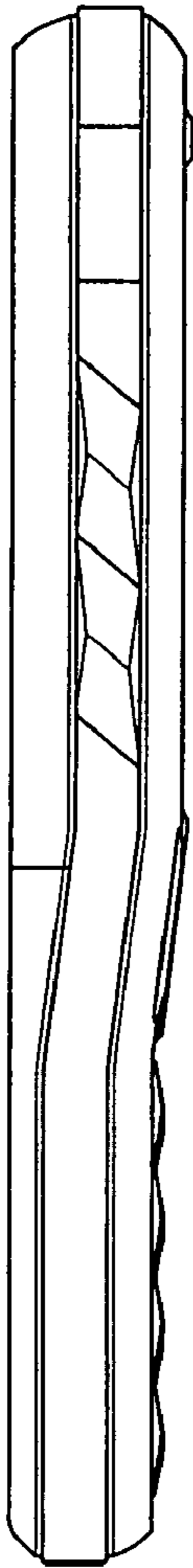


FIGURE 4

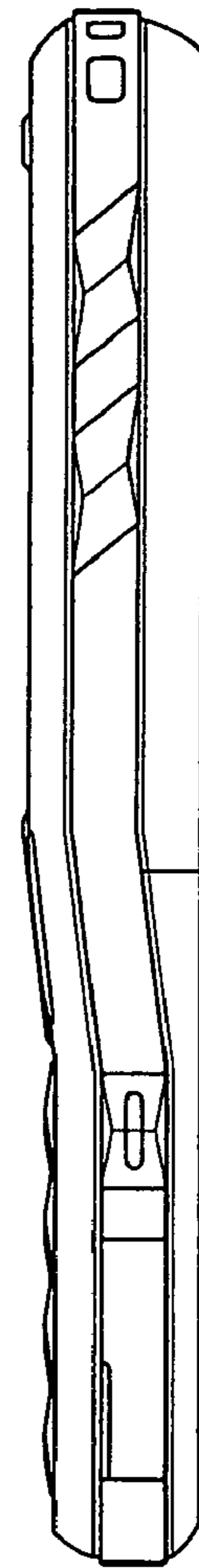




FIGURE 5



**FIGURE 6**



**FIGURE 7**