



US00D552016S

(12) **United States Design Patent** (10) **Patent No.:** **US D552,016 S**
Bischoff et al. (45) **Date of Patent:** **** Oct. 2, 2007**

(54) **VEHICLE**

(75) Inventors: **Klaus Bischoff**, Evessen (DE); **Urs Rahmel**, Braunschweig (DE); **Andreas Mindt**, Erkerode (DE)

(73) Assignee: **Volkswagen AG**, Wolfsburg (DE)

(**) Term: **14 Years**

(21) Appl. No.: **29/252,145**

(22) Filed: **Jan. 19, 2006**

(30) **Foreign Application Priority Data**

Jul. 19, 2005 (EM) 374434

(51) **LOC (8) Cl.** **12-08**

(52) **U.S. Cl.** **D12/92**

(58) **Field of Classification Search** D12/90-92,
D12/86; D21/424, 433; 296/181.1
See application file for complete search history.

(56) **References Cited**

U.S. PATENT DOCUMENTS

- D380,421 S * 7/1997 Hoard D12/91
- D385,828 S * 11/1997 Mays D12/92
- D430,507 S * 9/2000 Warkuss D12/92
- D444,102 S * 6/2001 Guillaume et al. D12/91
- D533,480 S * 12/2006 Bischoff et al. D12/91

* cited by examiner

Primary Examiner—Melody N. Brown

(74) *Attorney, Agent, or Firm*—Klaus P. Stoffel; Wolff & Samson PC

(57) **CLAIM**

The ornamental design for a vehicle, as shown and described.

DESCRIPTION

FIG. 1 is a front view of the vehicle of the present invention with the convertible top up;

FIG. 2 is a rear view thereof;

FIG. 3 is a left side view thereof;

FIG. 4 is a right side view thereof;

FIG. 5 is a front left side perspective view thereof;

FIG. 6 is a front right side perspective view thereof;

FIG. 7 is a rear left side perspective view thereof;

FIG. 8 is a rear right side perspective view thereof;

FIG. 9 is a top view thereof;

FIG. 10 is a top view of the vehicle with the convertible top down;

FIG. 11 is a front right side perspective view with the top down; and,

FIG. 12 is a left side view with the top down.

The license plate letters and numbers do not form part of the claimed design.

1 Claim, 6 Drawing Sheets





Fig. 2



Fig. 1




Fig. 3




Fig. 4



Fig. 5



Fig. 6



Fig. 7




Fig. 8

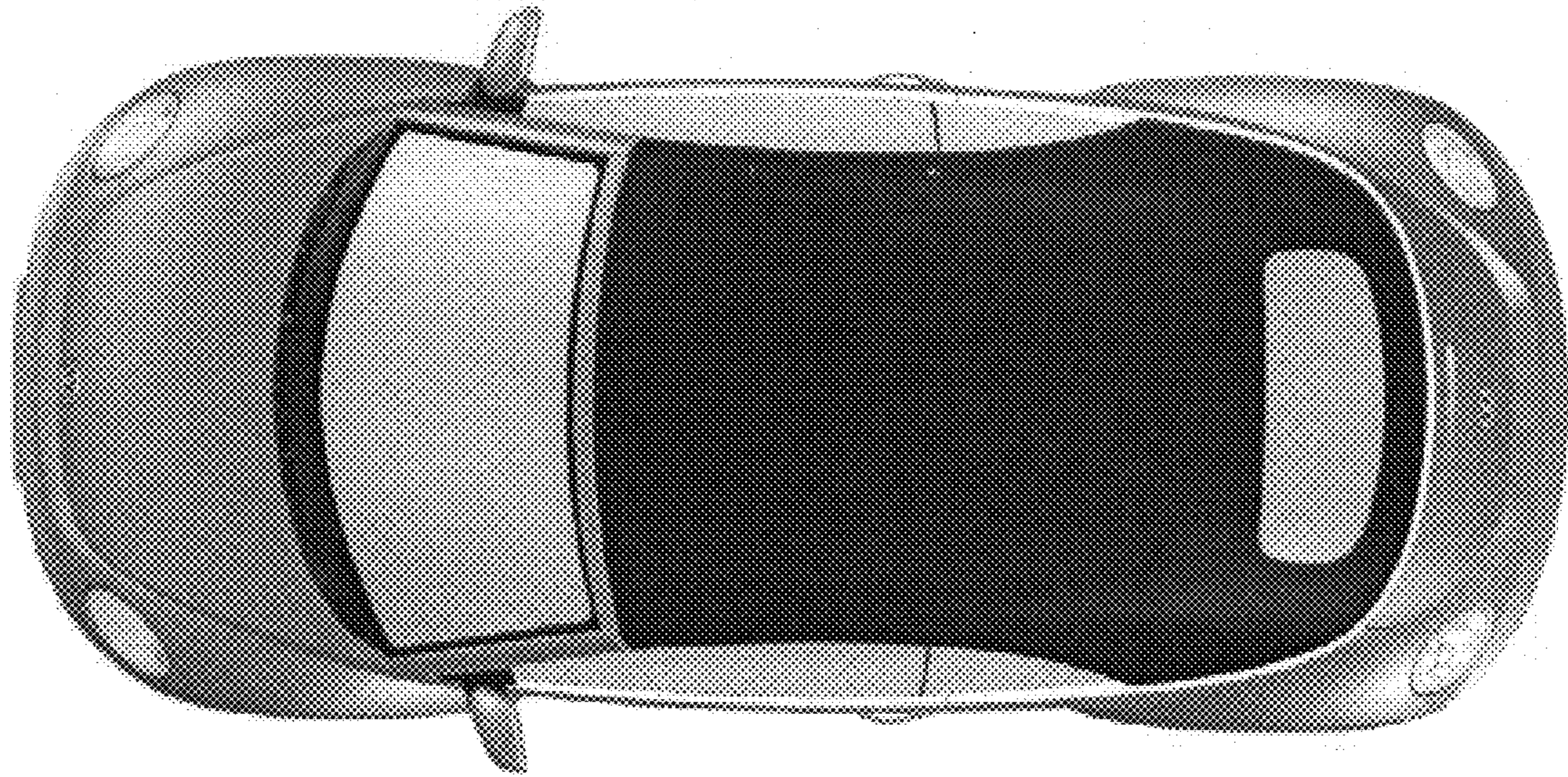


Fig. 9




Fig. 10



Fig. 11




Fig. 12