



US00D552014S

(12) **United States Design Patent**
Chen et al.

(10) **Patent No.:** **US D552,014 S**

(45) **Date of Patent:** **** Oct. 2, 2007**

(54) **BUCKLE ASSEMBLY**

(75) Inventors: **Shun-Min Chen**, Taipei (TW); **Jianqun Li**, Taipei (TW)

(73) Assignee: **Wonderland Nurserygoods Co., Ltd.**, Taipei (TW)

(**) Term: **14 Years**

(21) Appl. No.: **29/258,491**

(22) Filed: **Apr. 24, 2006**

(51) **LOC (8) Cl.** **02-07**

(52) **U.S. Cl.** **D11/216**

(58) **Field of Classification Search** D11/200,
D11/201, 208–210, 212–218, 220, 230–234,
D11/236–237, 86–87, 94; 63/15.2, 15; 24/307,
24/625, 616, 200, 196, 637, 171, 169, 112,
24/614, 615, 170, 163 R, 630, 633; 280/801.1
See application file for complete search history.

(56) **References Cited**

U.S. PATENT DOCUMENTS

- 4,470,176 A * 9/1984 Vermeulen et al. 24/163 R
- 4,606,552 A * 8/1986 Hultqvist 280/801.1
- D342,465 S * 12/1993 Anthony et al. D11/218
- 6,076,894 A * 6/2000 Busch 297/484
- 6,393,677 B1 * 5/2002 Anscher 24/630
- 6,796,007 B1 * 9/2004 Anscher 24/633
- D511,714 S * 11/2005 Pontaoe D11/216

* cited by examiner

Primary Examiner—Ralf Seifert

(74) *Attorney, Agent, or Firm*—Bacon & Thomas, PLLC

(57) **CLAIM**

The ornamental design for a buckle assembly, as shown and described.

DESCRIPTION

FIG. 1 is a perspective view of a buckle assembly that incorporates the new design;

FIG. 2 is a front view of the buckle assembly;

FIG. 3 is a rear view of the buckle assembly;

FIG. 4 is a left-side view of the buckle assembly;

FIG. 5 is a right-side view of the buckle assembly;

FIG. 6 is a top view of the buckle assembly;

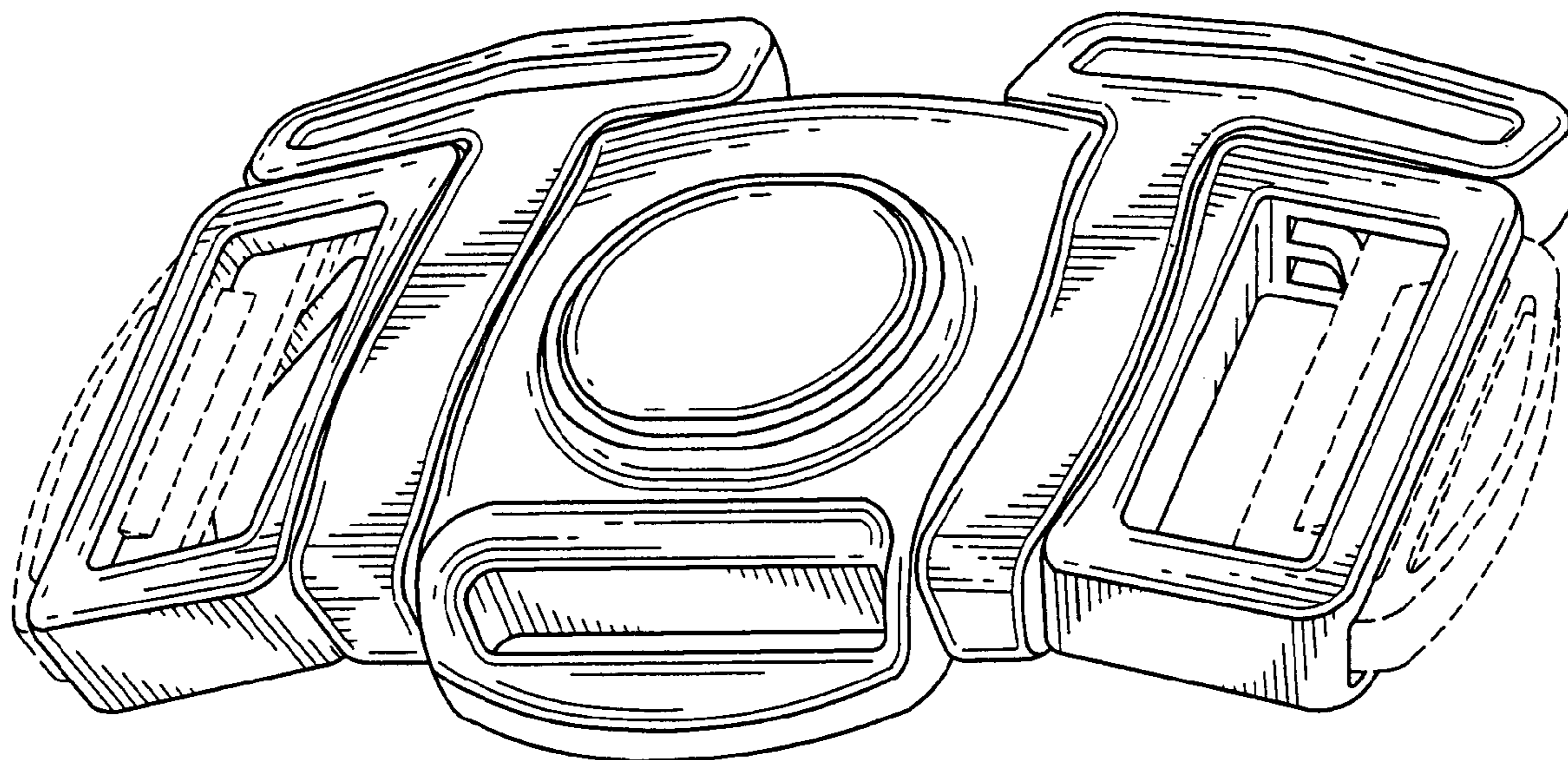
FIG. 7 is a bottom view of the buckle assembly;

FIG. 8 is an exploded view of the buckle assembly in use, showing how the buckle assembly is connected with straps of a seat, such as the seat of a stroller; and,

FIG. 9 is another exploded view of the buckle assembly in use, showing how the buckle assembly is connected with straps of a seat, such as the seat of a stroller.

It being understood that the broken lines are for illustrative purposes only and form no part of the claimed design.

1 Claim, 4 Drawing Sheets



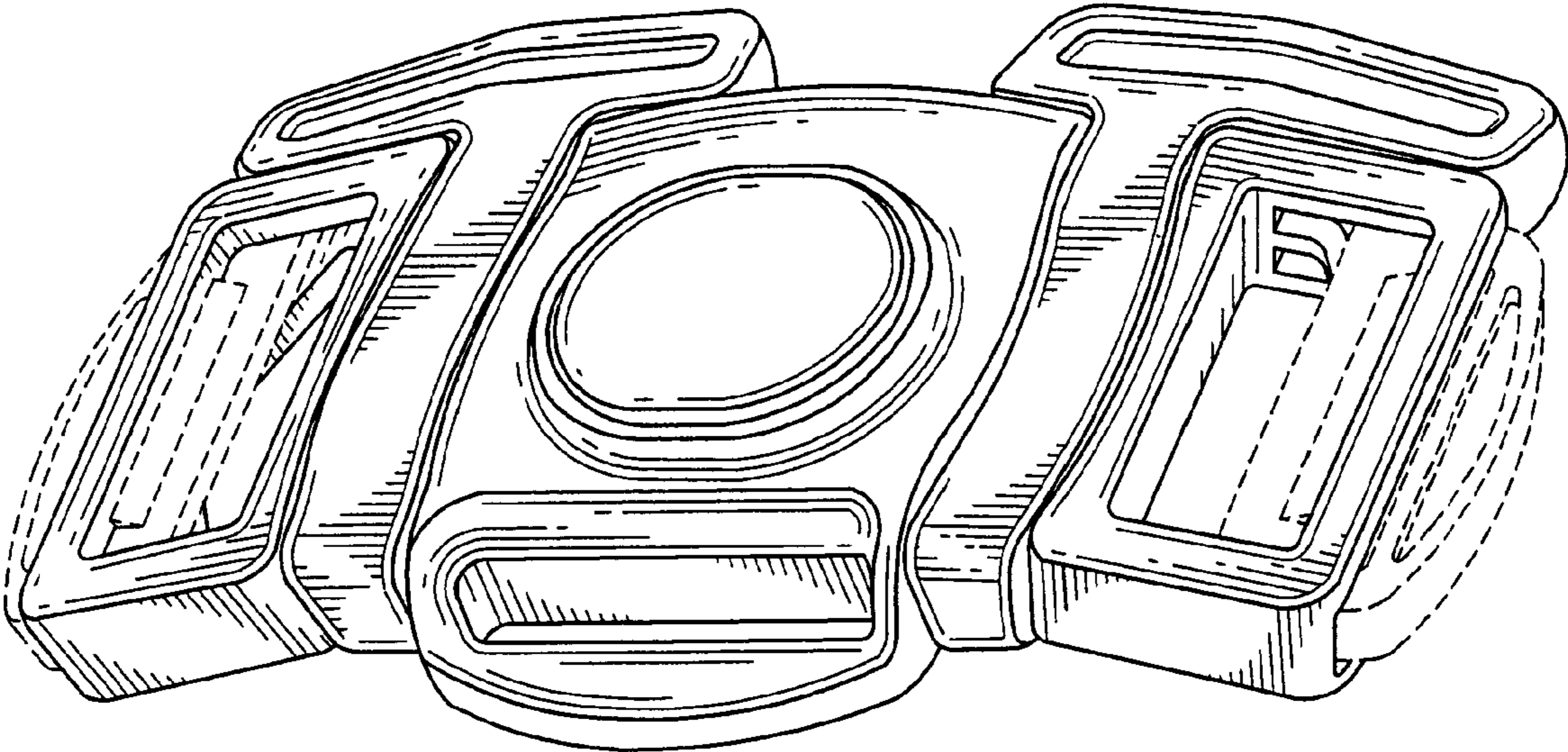


FIG. 1




FIG. 2

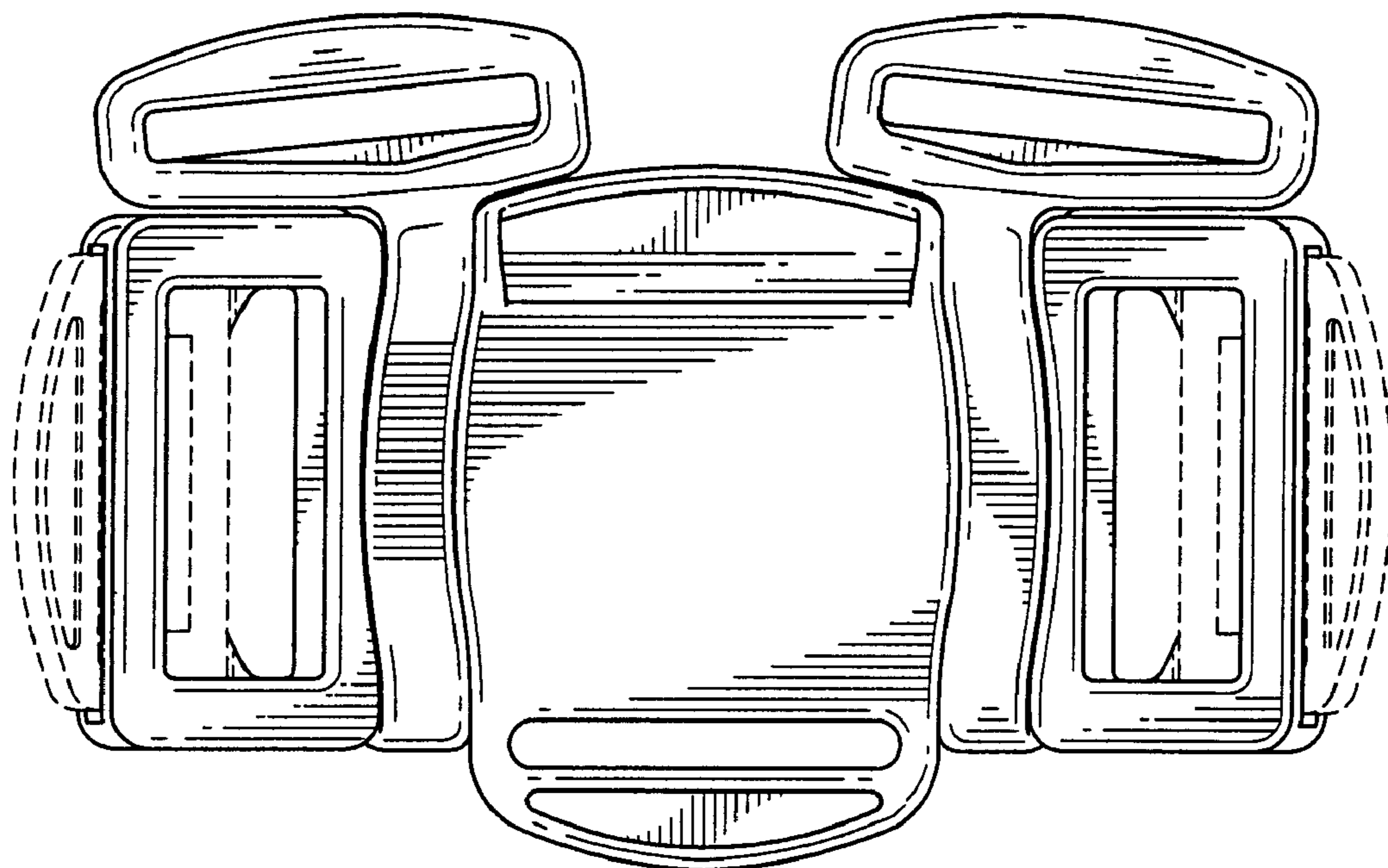


FIG. 3

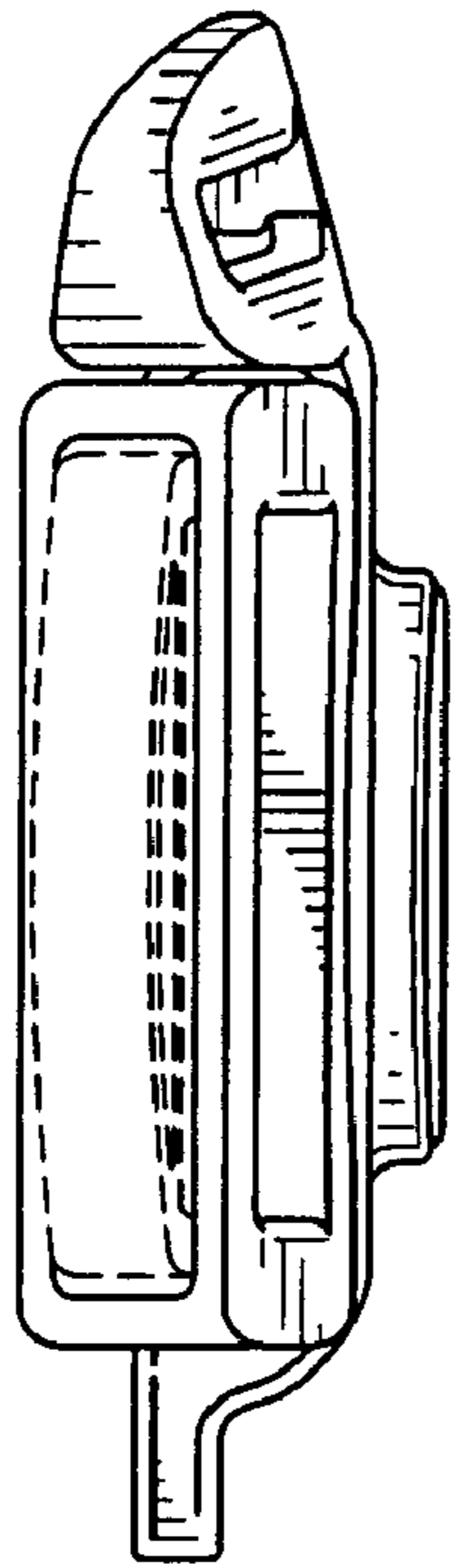


FIG. 4

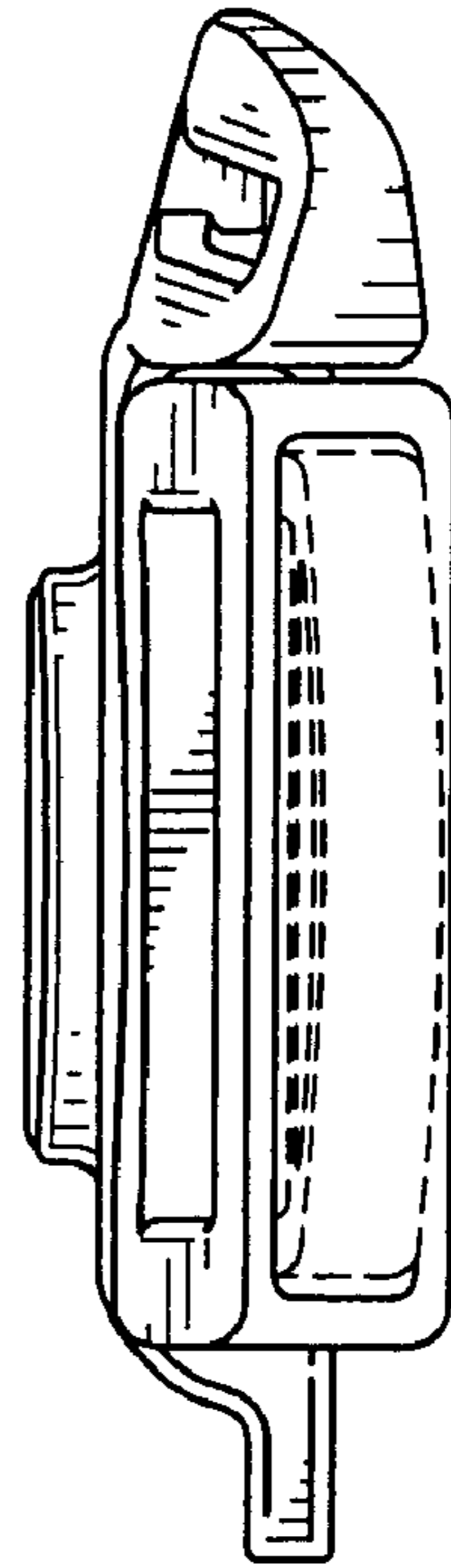


FIG. 5




FIG. 6




FIG. 7

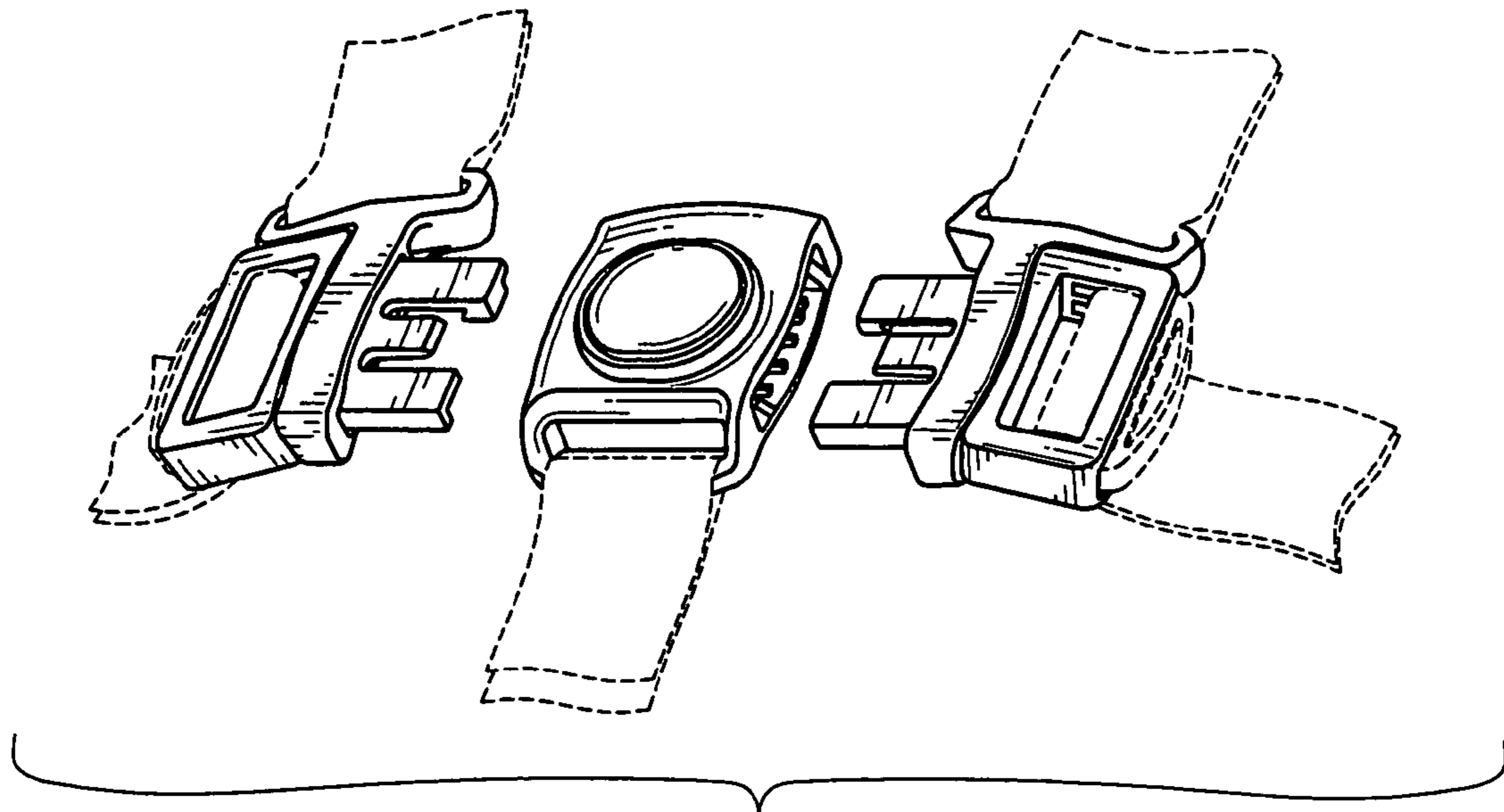


FIG. 8




FIG. 9